



US00D350405S

**United States Patent** [19]  
**Crossley**

[11] **Patent Number: Des. 350,405**  
[45] **Date of Patent: \*\* Sep. 6, 1994**

[54] **BASE BOARD**  
[76] **Inventor: Norman B. Crossley, 89 Carnegie Pl.,  
Ancaster, Canada, L9G 4T9**  
[\*\*] **Term: 14 Years**  
[21] **Appl. No.: 725,247**  
[22] **Filed: Jul. 3, 1991**  
[52] **U.S. Cl. .... D25/164; D25/136**  
[58] **Field of Search ..... 52/242, 248; D25/102,  
D25/136, 164**

3,053,354 9/1962 Dielman ..... 52/242  
3,228,160 1/1966 O'Brien ..... 52/242  
4,932,181 6/1990 Baxter et al. .... 52/242

*Primary Examiner*—A. Hugo Word  
*Assistant Examiner*—Doris Clark  
*Attorney, Agent, or Firm*—Eugene J. A. Gierczak


[57] **CLAIM**

The ornamental design for a base board, as shown and described.

**DESCRIPTION**

FIG. 1 is a right front elevation view of said base board;  
FIG. 2 is a right back elevation view of said base board;  
FIG. 3 is a top plan view of said base board;  
FIG. 4 is a left back elevation view of said base board;  
FIG. 5 is a left front elevation view of said base board;  
and,  
FIG. 6 is a bottom plan view of said base board.

[56] **References Cited**  
**U.S. PATENT DOCUMENTS**  
D. 151,022 9/1948 Weber et al. .... D25/164  
898,616 9/1908 Williamson ..... D25/136  
1,999,741 4/1935 Schultz ..... 52/242  
2,000,243 5/1935 Manske ..... 52/242






FIG. 1




FIG. 2

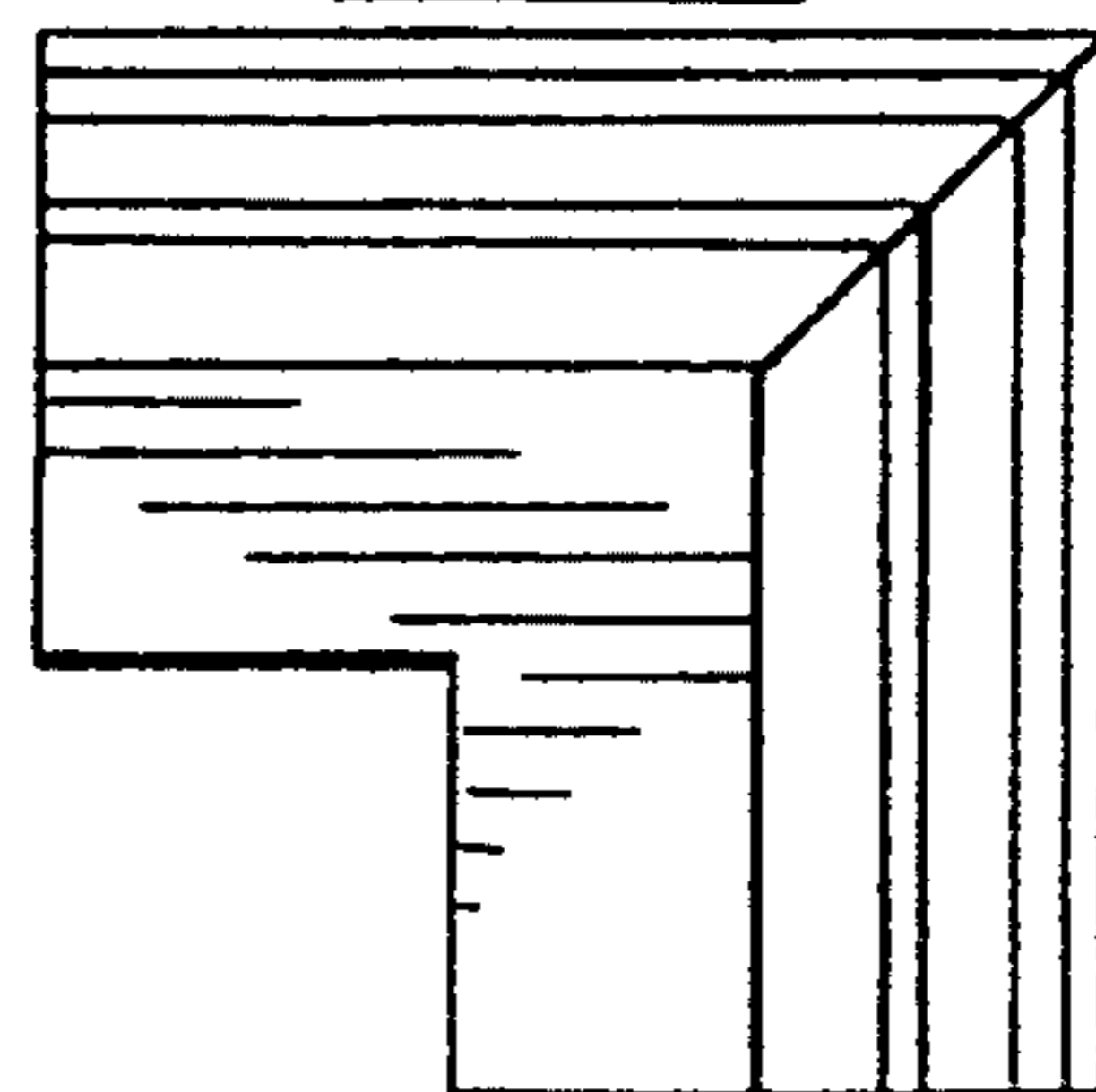


FIG. 3

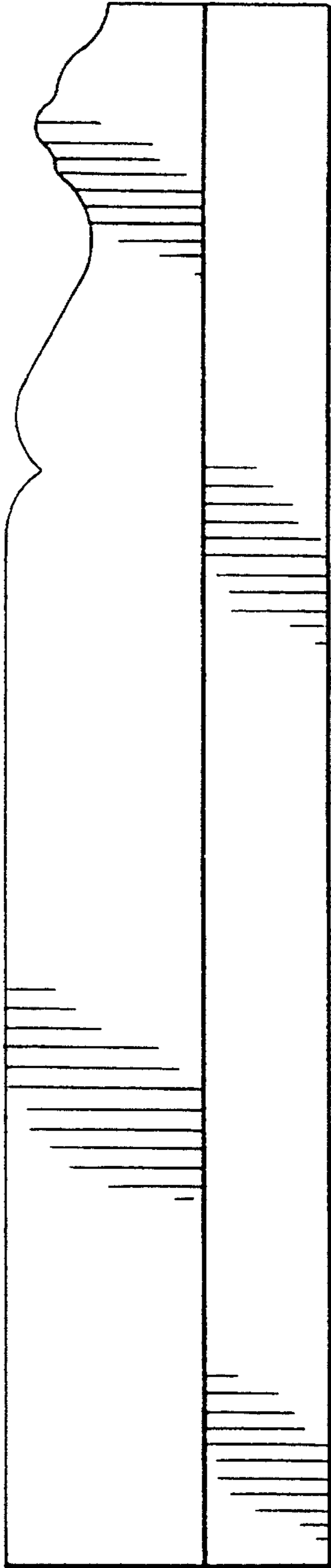


FIG. 4




FIG. 5

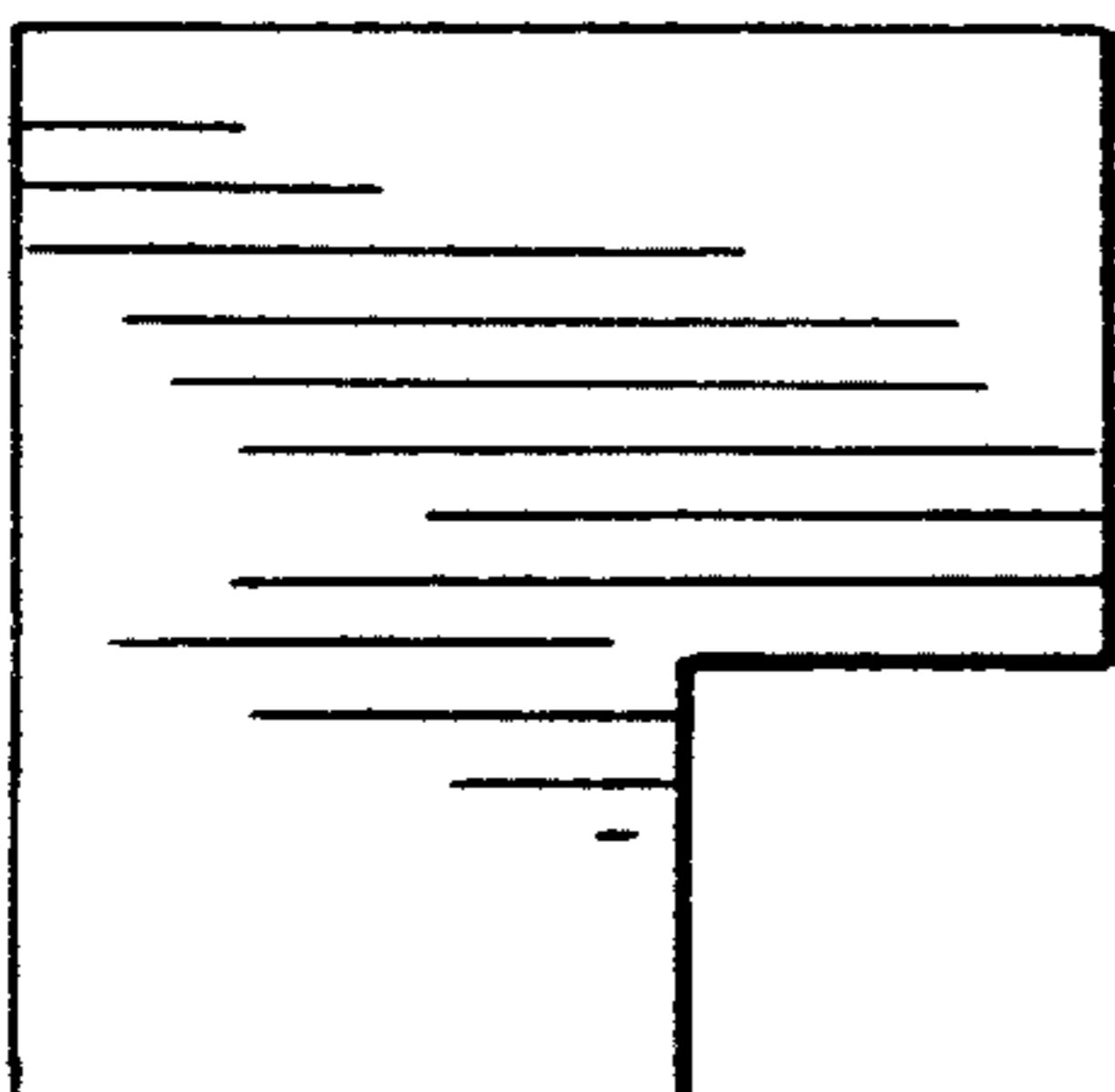


FIG. 6