



US00D350392S

# United States Patent [19]

[11] Patent Number: **Des. 350,392**

**Kohler, Jr. et al.**

[45] Date of Patent: **\*\* Sep. 6, 1994**

[54] TUB FOR BATHING

[75] Inventors: **Herbert V. Kohler, Jr.**, Kohler, Wis.; **Pierre H. Paulin**; **Francois Kergoet**, both of Paris, France; **Michel Chalard**, Villemomble, France

[73] Assignee: **Jacob Delafon**, Paris, France

[\*\*] Term: **14 Years**

[21] Appl. No.: **973,587**

[22] Filed: **Nov. 6, 1992**

### Related U.S. Application Data

- [62] Division of Ser. No. 789,479, Nov. 8, 1991, abandoned.
- [52] U.S. Cl. .... **D23/277**
- [58] Field of Search ..... 4/538, 555, 556, 571, 4/573-579, 584, 589, 590, 592, 593; D23/270, 275, 277-283; D24/204, 205

### [56] References Cited

#### U.S. PATENT DOCUMENTS

- D. 233,343 10/1974 Myers .
- D. 264,628 5/1982 Longmire .
- D. 265,582 7/1982 Kohler, Jr. .... D23/281
- D. 278,741 5/1985 Kaiser ..... D23/277
- D. 286,679 11/1986 D'Innocente et al. .... D23/281
- D. 318,908 8/1991 Reid ..... D23/280
- D. 319,094 8/1991 Richmond ..... D23/280
- D. 321,555 11/1991 Dannenberg ..... D23/281
- D. 324,096 2/1992 Kohler, Jr. et al. .... D23/280
- D. 328,489 8/1992 Stairs, Jr. .... D23/281
- D. 328,636 8/1992 Cobb ..... D23/281

### OTHER PUBLICATIONS

- Pp. 7-17 of an undated Kohler as for its Mandalay whirlpool baths.
- Pp. 7-23 of an undated Kohler ad for its Fleur whirlpool systems, admitted prior art.
- Undated Jacob Delafon ad for its Karisma bath tub, admitted prior art.
- Undated Kohler catalog showing its Alouette lavatory ensemble, admitted prior art.
- 1991 American Standard ad for its Interlude 7244 Series whirlpool tub.

*Primary Examiner*—James R. Largen  
*Attorney, Agent, or Firm*—Quarles & Brady


### [57] CLAIM

The ornamental design for a tub for bathing, as shown and described.

### DESCRIPTION

FIG. 1 is a perspective view taken from the top and front of a tub for bathing showing our new design; FIG. 2 is another perspective view thereof taken from the top and right side thereof; FIG. 3 is a top plan view thereof; FIG. 4 is a cross-sectional view taken on line 4—4 of FIG. 3; FIG. 5 is a cross-sectional view taken on line 5—5 of FIG. 3; FIG. 6 is a cross-sectional view taken on line 6—6 of FIG. 3; FIG. 7 is a cross-sectional view taken on line 7—7 of FIG. 3; and, FIG. 8 is a perspective view taken from the top, front and right side thereof.

The fragmentary line representations of a bathroom enclosure floor in FIGS. 1, 2 and 8, and of a hole in FIG. 4 and of a pillow in FIG. 8, are for the purpose of illustration only and form no part of the claimed design.



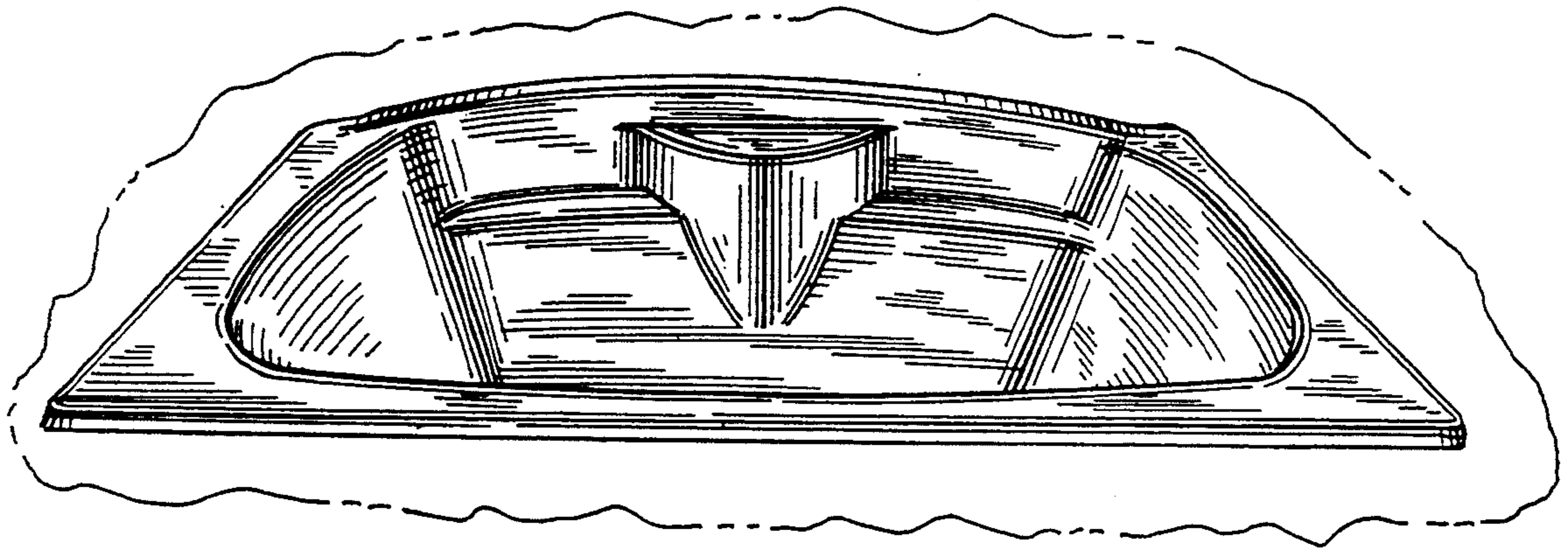


FIG. 1




FIG. 2



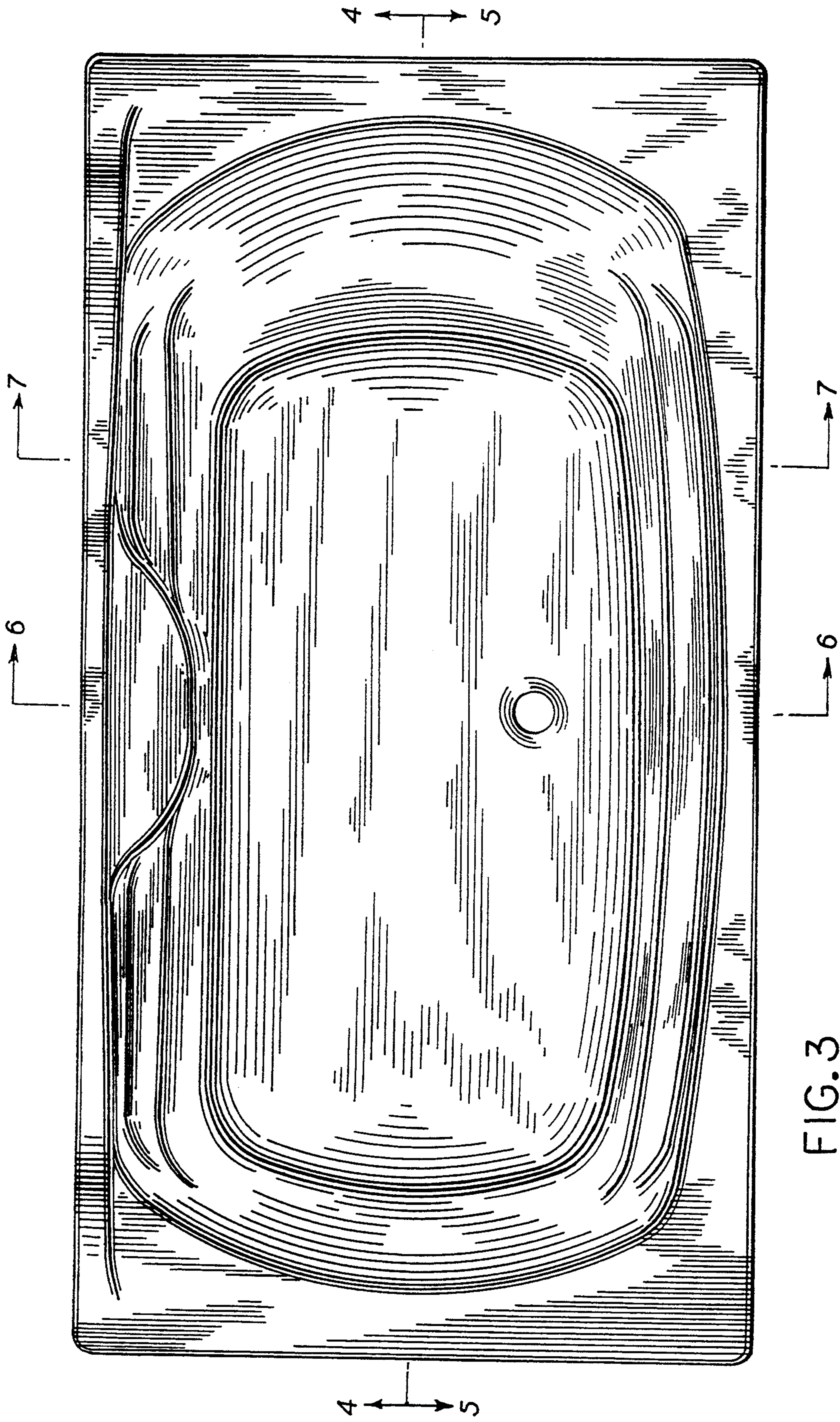


FIG. 3

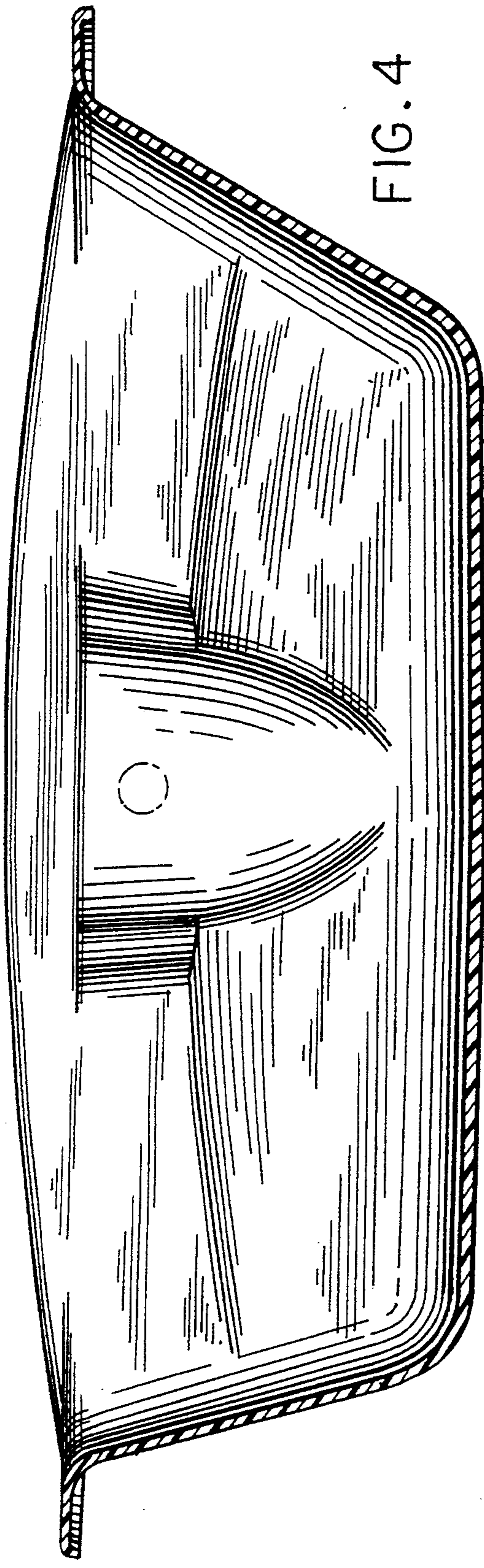


FIG. 4

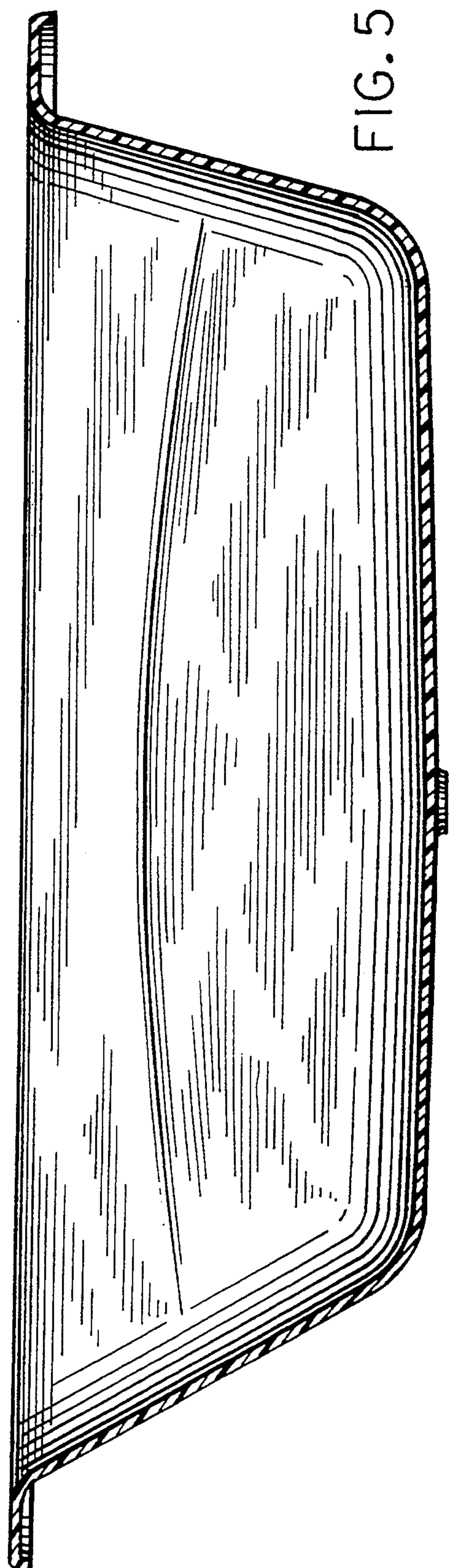


FIG. 5



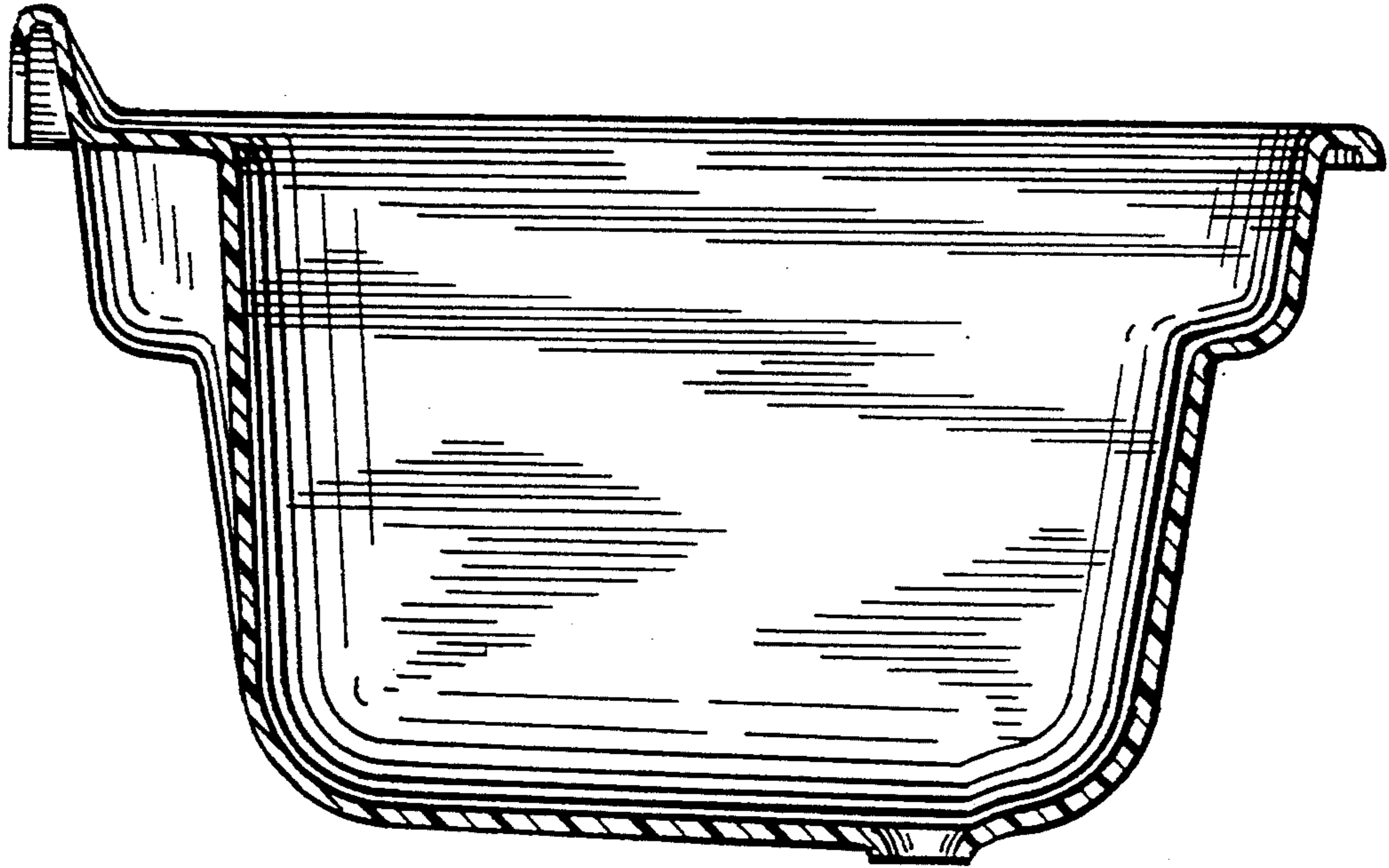


FIG. 6

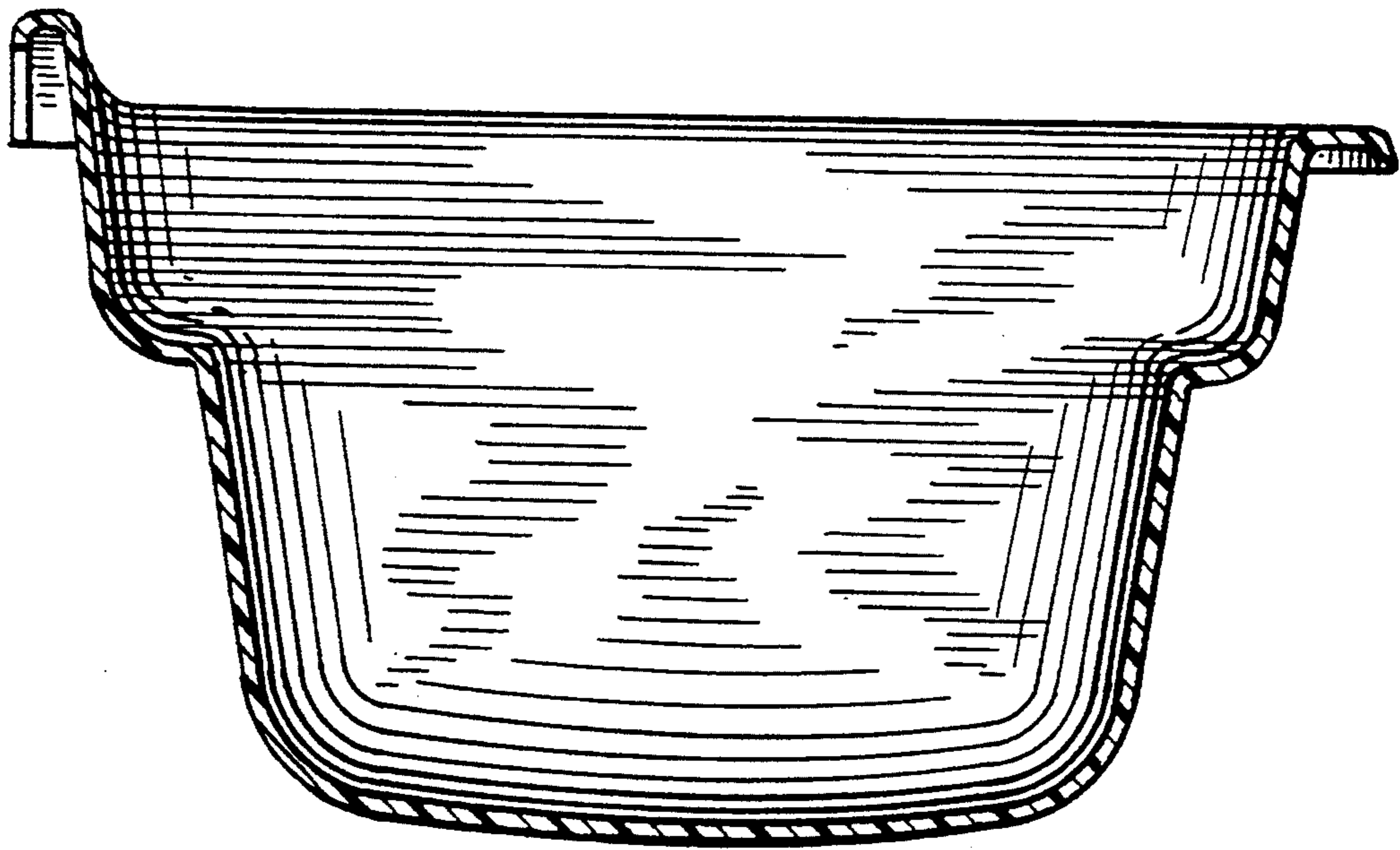


FIG. 7




FIG. 8