



US00D350385S

United States Patent [19]

Mitchell

[11] Patent Number: **Des. 350,385**

[45] Date of Patent: **** Sep. 6, 1994**

[54] **NOZZLE FOR A FIRE FIGHTING TOOL**

[75] Inventor: **Wallace F. Mitchell, Mettawa, Ill.**

[73] Assignee: **Continental Precision Products, Inc., Barrington, Ill.**

[**] Term: **14 Years**

[21] Appl. No.: **14,228**

[22] Filed: **Oct. 15, 1993**

[52] U.S. Cl. **D23/213**

[58] Field of Search 239/525-528,
239/271, 556-559, 529-532, 567, 550-552, 276,
280-283, 288, 288.5, 456-460, 394, 414-415,
DIG. 22, DIG. 14; 169/37, 90, 70, 48, 52, 68;
D23/213, 214, 223-229

[56] **References Cited**

U.S. PATENT DOCUMENTS

- D. 264,617 5/1982 Freeman D23/213
- D. 339,846 9/1993 Magee D23/213
- 2,334,395 11/1943 Dowell et al. 239/271

- 2,993,650 7/1961 Badberg 239/271
- 4,219,084 8/1980 Frosch et al. 169/70
- 4,485,877 12/1984 McMillan et al. 169/48
- 4,676,319 6/1987 Cuthbertson 169/70
- 5,253,716 10/1993 Mitchell 169/70

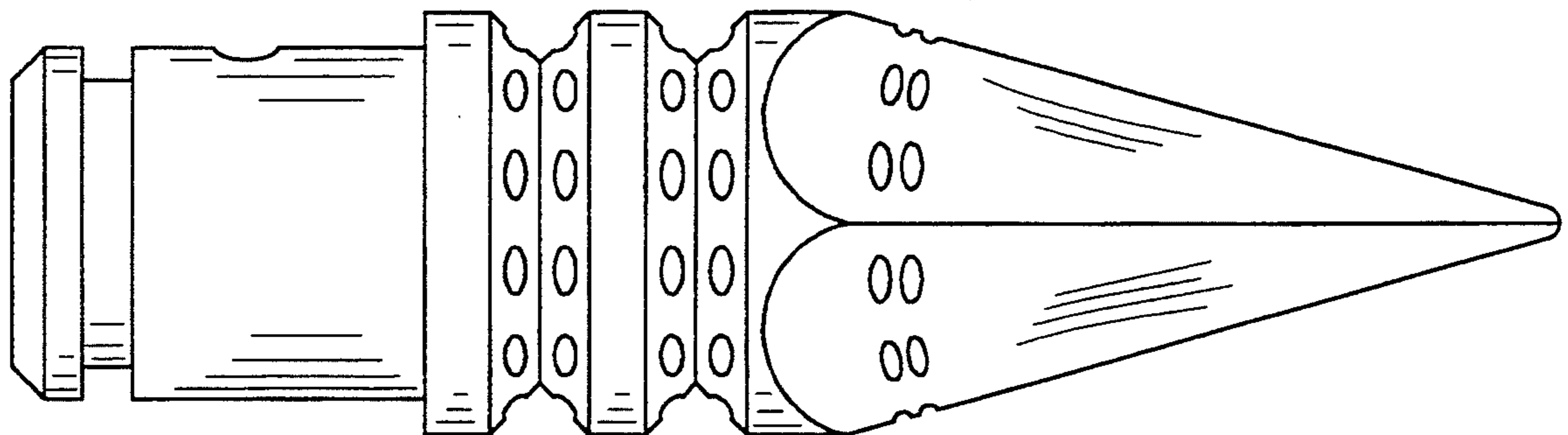
Primary Examiner—Wallace R. Burke
Assistant Examiner—Robin V. Taylor
Attorney, Agent, or Firm—Patnaude, Videbeck & Marsh

[57] **CLAIM**

The ornamental design for a nozzle for a fire fighting tool, as shown and described.

DESCRIPTION

FIG. 1 is a side elevational view of a new design for a nozzle for a fire fighting tool, the opposite side being the same as the side down;
FIG. 2 is a left side elevational view and shown rotated 180 degrees from FIG. 1;
FIG. 3 is a right side elevational view and shown rotated 180 degrees from FIG. 1;
FIG. 4 is a front end view thereof; and,
FIG. 5 is a rear end view thereof.



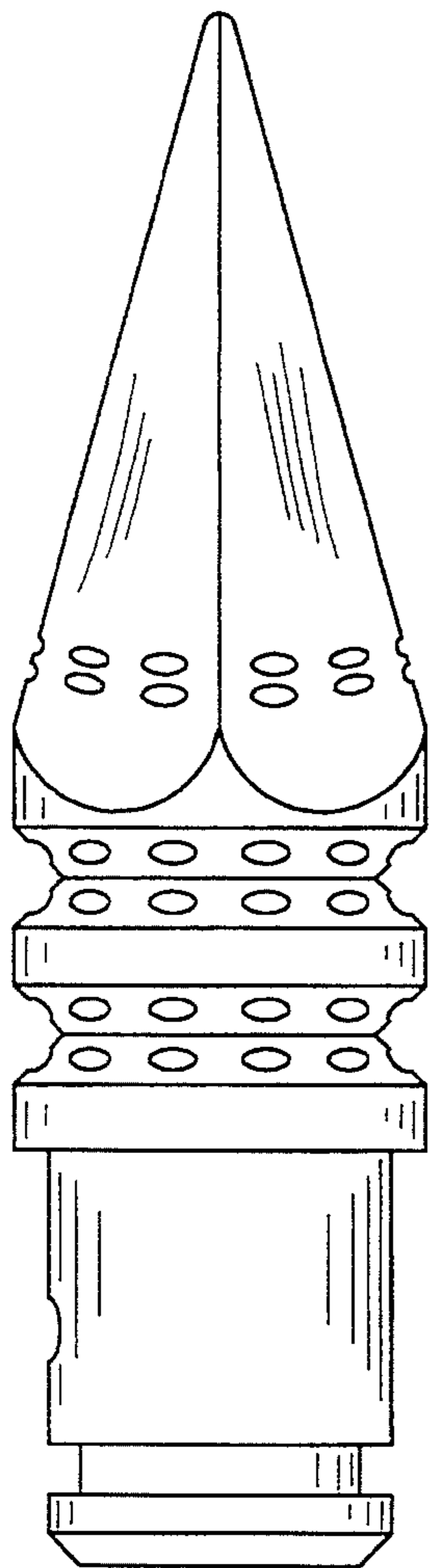


FIG. 1

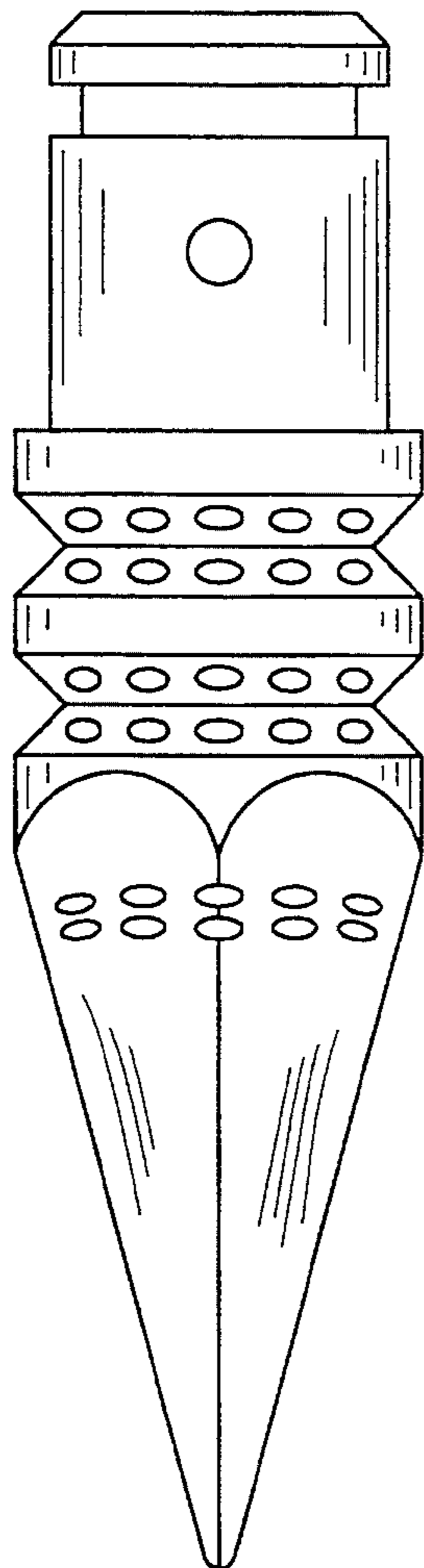


FIG. 2

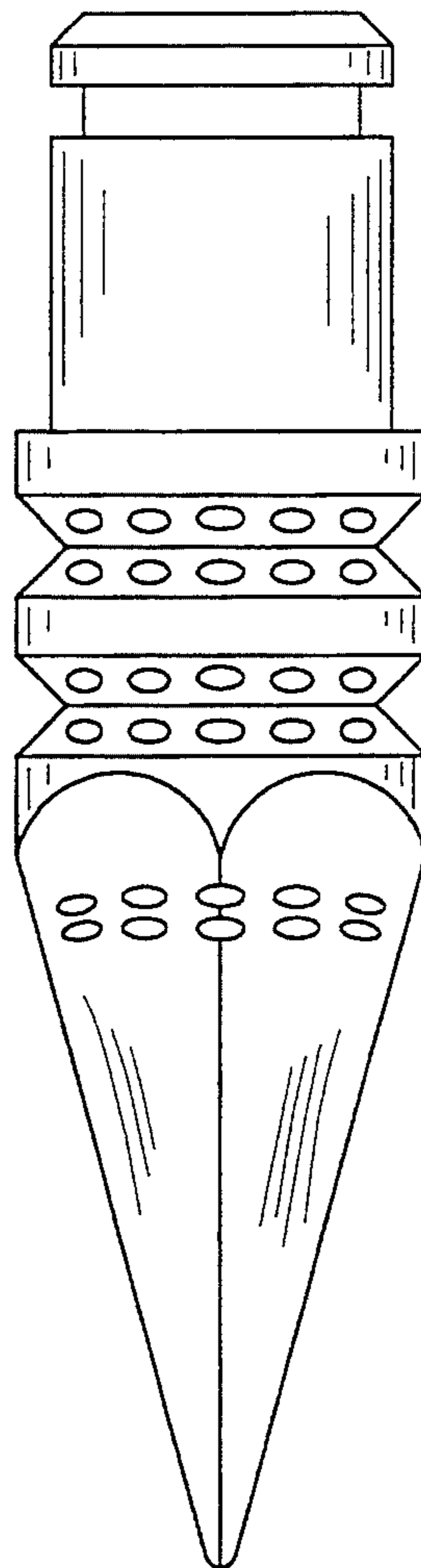


FIG. 3

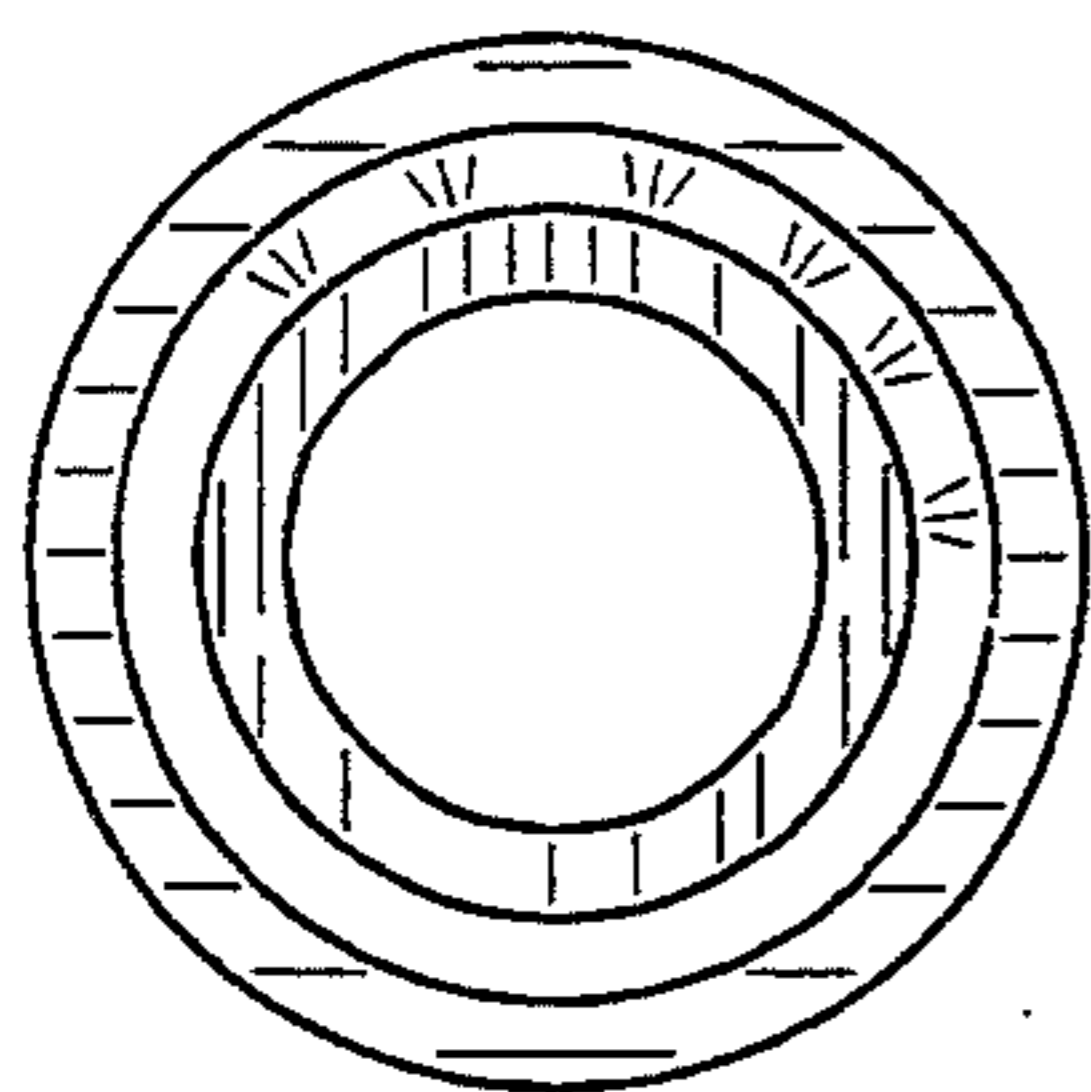


FIG. 5




FIG. 4