



US00D350376S

**United States Patent** [19]  
**Sanchez**

[11] **Patent Number: Des. 350,376**

[45] **Date of Patent: \*\* Sep. 6, 1994**

[54] **GOLF BALL**

[75] **Inventor: Richard R. Sanchez, Peoria, Ariz.**

[73] **Assignee: Karsten Manufacturing Corporation, Phoenix, Ariz.**

[\*\*] **Term: 14 Years**

[21] **Appl. No.: 3,090**

[22] **Filed: Dec. 28, 1992**

[52] **U.S. Cl. .... D21/205**

[58] **Field of Search ..... 273/232, 233; D21/205**

[56] **References Cited**

**U.S. PATENT DOCUMENTS**

- D. 319,481 8/1991 Shaw ..... D21/205
- D. 319,482 8/1991 Shaw ..... D21/205
- D. 319,483 8/1991 Machin et al. .... D21/205

- D. 328,321 7/1992 Machin et al. .... D21/205
- D. 342,109 12/1993 Pelletier ..... D21/205
- 5,072,945 12/1991 Oka et al. .... 273/232

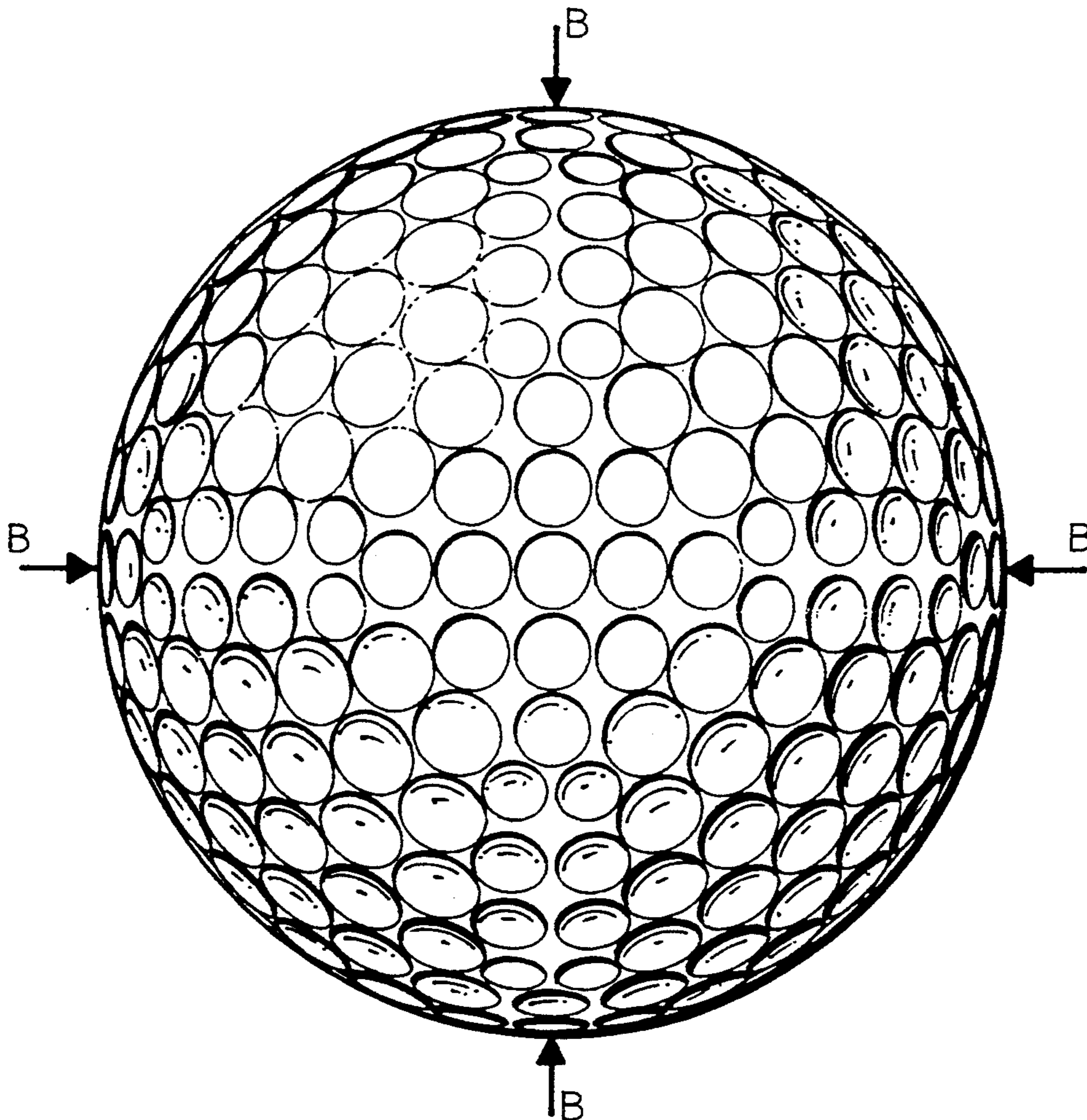
*Primary Examiner*—Melvin B. Feifer  
*Assistant Examiner*—Cheri Cohen  
*Attorney, Agent, or Firm*—Herbert E. Haynes, Jr.;  
Darrell F. Marquette

[57] **CLAIM**

The ornamental design for a golf ball, as shown and described.

**DESCRIPTION**

FIG. 1 is a plan view of a golf ball embodying my new design taken in the direction of either one of two arrows designated "A" in FIG. 2; and, FIG. 2 is a side elevational view of the golf ball shown in FIG. 1 taken in the direction of any one of four arrows designated "B" in FIG. 1.



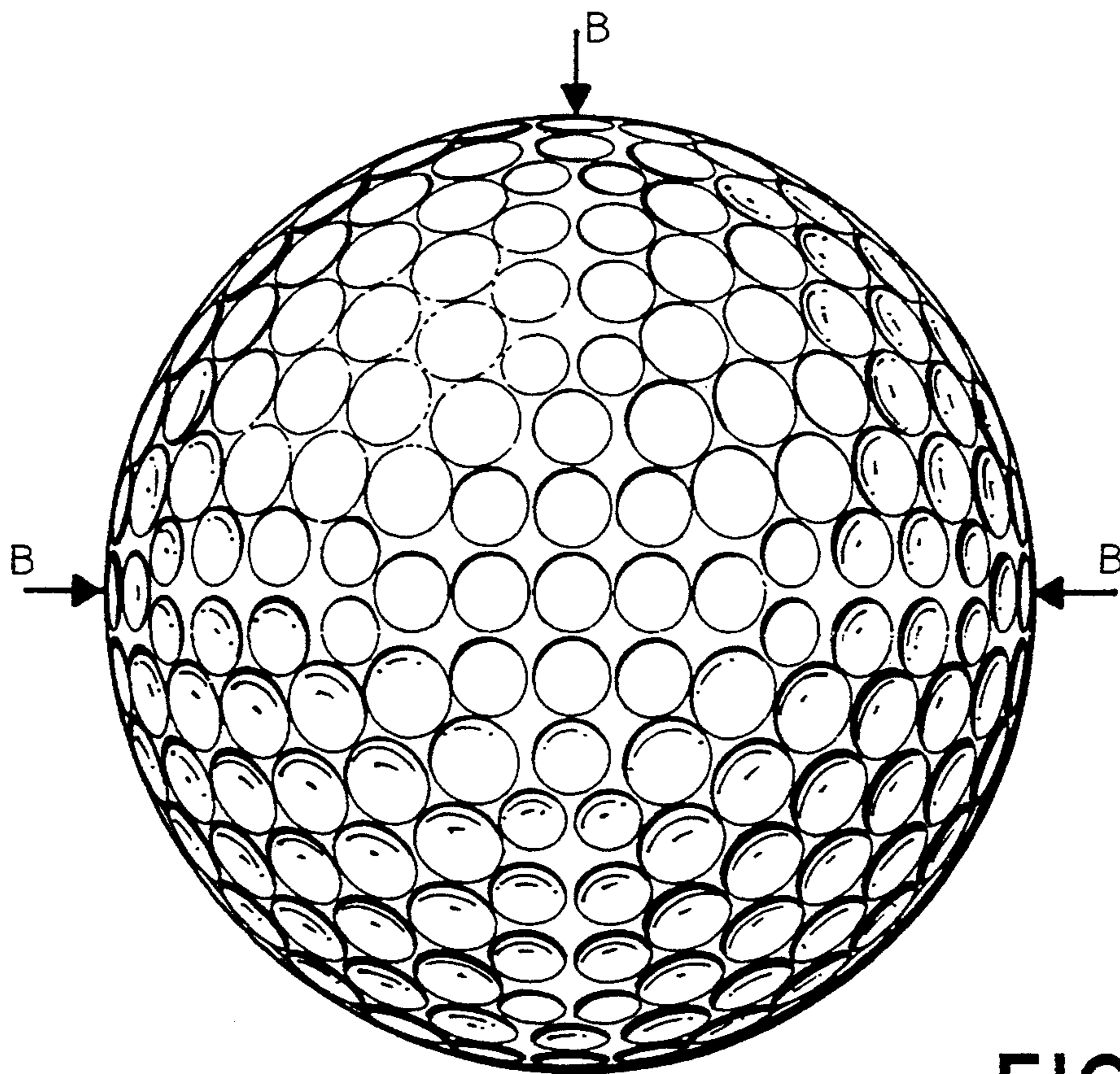


FIG. 1

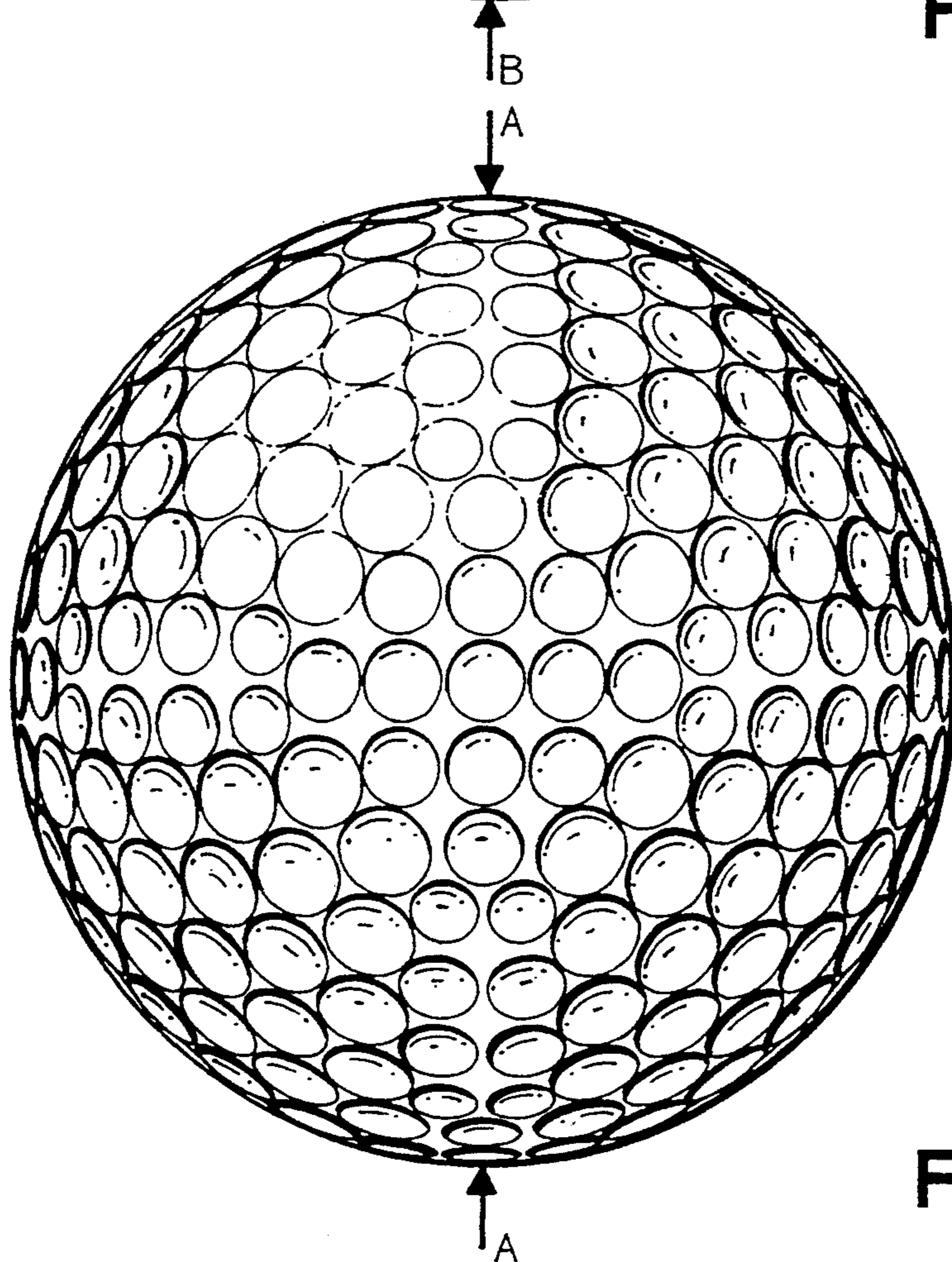


FIG. 2