



US00D350368S

United States Patent [19]

Steinwachs et al.

[11] Patent Number: **Des. 350,368**

[45] Date of Patent: **** Sep. 6, 1994**

[54] FLOOR SIGN

[75] Inventors: **Donald E. Steinwachs**, Williamsville;
Scott A. Wardour, Grand Island;
Karen A. Budzinski, East Amherst;
Michael G. Tato, Kenmore; **Clarice H. Otminski**, Lancaster, all of N.Y.

[73] Assignee: **Emed Co., Inc.**, Buffalo, N.Y.

[**] Term: **14 Years**

[21] Appl. No.: **12,287**

[22] Filed: **Aug. 30, 1993**

[52] U.S. Cl. **D20/10**

[58] Field of Search 40/1, 124, 124.1, 584,
40/591, 593, 592, 606, 607, 610, 611, 612, 618,
624; D20/10, 40, 41, 42; D10/109

[56] **References Cited**

U.S. PATENT DOCUMENTS

D. 260,780	9/1981	Maza et al.	D20/10
D. 328,615	8/1992	Taylor	D20/10
4,298,186	11/1981	Glass	40/606

4,796,369	1/1989	Hamann	40/606
4,928,415	5/1990	Walters	40/610
4,977,697	12/1990	Genick	40/606

Primary Examiner—Wallace R. Burke
Assistant Examiner—Marcus Jackson
Attorney, Agent, or Firm—Bean, Kauffman & Spencer

[57] **CLAIM**

The ornamental design for a floor sign, as shown and described.

DESCRIPTION

FIG. 1 is a front perspective view of a floor sign showing our new design;
FIG. 2 is a front elevational view thereof;
FIG. 3 is a rear perspective view thereof; and,
FIG. 4 is a side elevational view thereof, as viewed from the right in FIG. 3, with the opposite side being a mirror image of that shown in FIG. 4.
The broken line showing in FIG. 1 forms no part of the present design, and is intended only to designate that portion of the floor sign to which indicia may be applied.






FIG. 1




FIG. 2




FIG. 3

FIG. 4

