



US00D350365S

United States Patent [19]

Kelley et al.

[11] Patent Number: **Des. 350,365**

[45] Date of Patent: **** Sep. 6, 1994**

[54] **BINDER WITH DISPLAY POCKETS**

2,801,115 7/1957 Federbush et al. 40/159
3,269,043 8/1966 Swanson 40/124.1

[75] Inventors: **Linda A. Kelley**, Dayton; **Mark J. Davis**, Centerville, both of Ohio

[73] Assignee: **The Mead Corporation**, Dayton, Ohio

[**] Term: **14 Years**

[21] Appl. No.: **2,249**

[22] Filed: **Dec. 7, 1992**

[52] U.S. Cl. **D19/27**

[58] Field of Search 102/80 R, 75, 76, 56;
281/33, 31, 29, 42, 44, 15.1, 21.1, 35, 45;
D19/33, 26, 27, 28, 86, 91, 100

[56] **References Cited**

U.S. PATENT DOCUMENTS

D. 182,105	2/1958	Chase	D19/27
D. 186,101	9/1959	Chase	D19/26
D. 193,703	10/1962	Price	D19/27
D. 196,099	8/1963	Sibley	D19/27
D. 201,663	7/1965	Bifaro	D19/27
D. 212,148	8/1968	Dean	D19/27
D. 225,791	1/1973	Nast	D19/33
D. 266,771	11/1982	Wihlke	D19/33
2,088,672	8/1937	Steinthal	D19/26

Primary Examiner—Wallace R. Burke
Assistant Examiner—Pamela Burgess
Attorney, Agent, or Firm—Biebel & French

[57] **CLAIM**

The ornamental design for a binder with display pockets, as shown.

DESCRIPTION

FIG. 1 is a perspective view of a binder with display pockets showing the front cover thereof, with cards being shown in phantom for illustrative purposes only and forming no part of the claimed design; FIG. 2 is a front elevational view thereof, with cards being shown in phantom for illustrative purposes only and forming no part of the claimed design; FIG. 3 is a rear elevational view thereof; FIG. 4 is a left side elevational view thereof; FIG. 5 is a right side elevational view thereof; FIG. 6 is a bottom plan view thereof; and, The photograph on the lower front right corner of the article is shown partially removed from its pocket for clarity of illustration only. FIG. 7 is a top plan view.

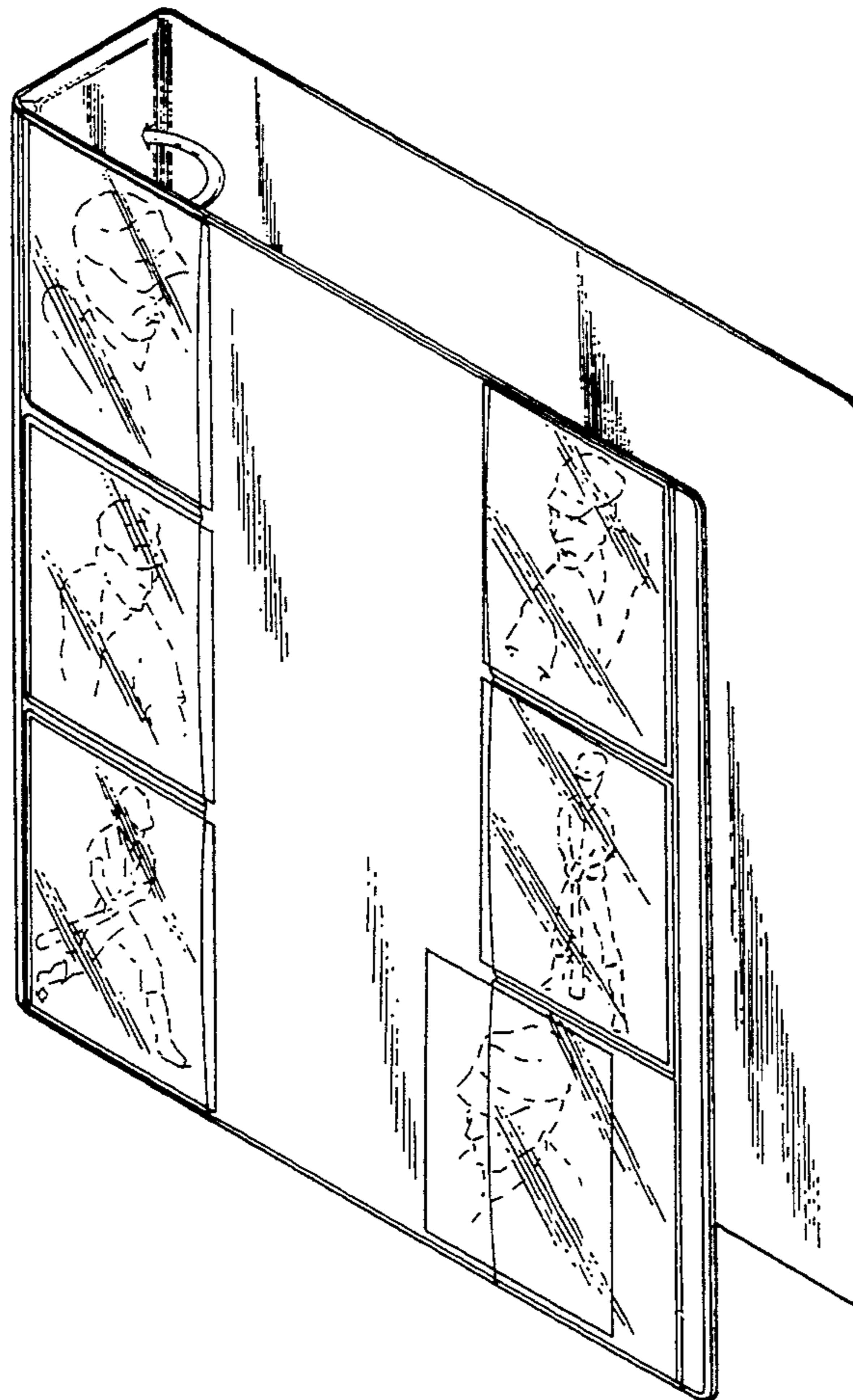


FIG - 1

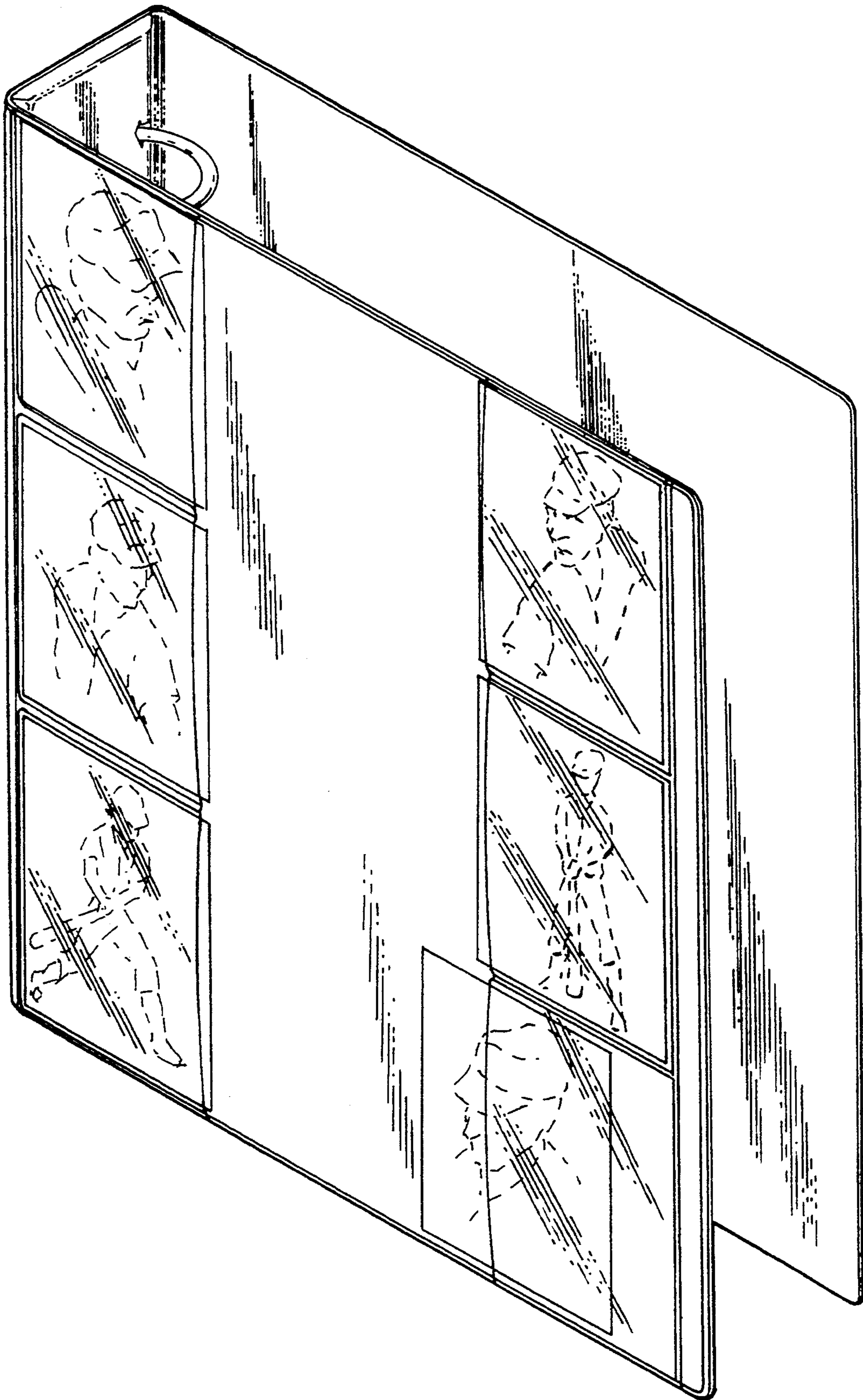


FIG-2

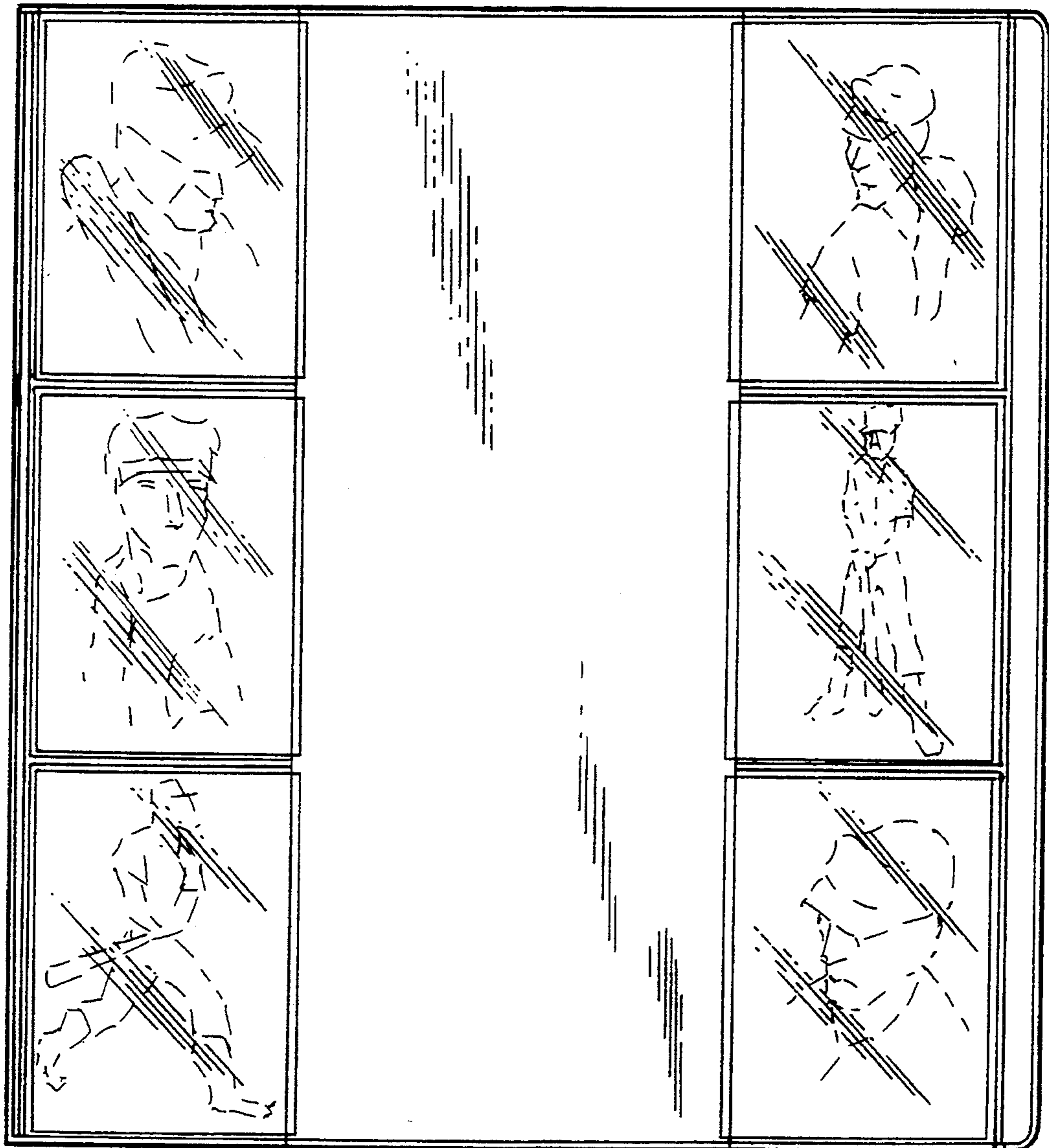


FIG -3




FIG-4




FIG-5




FIG-6

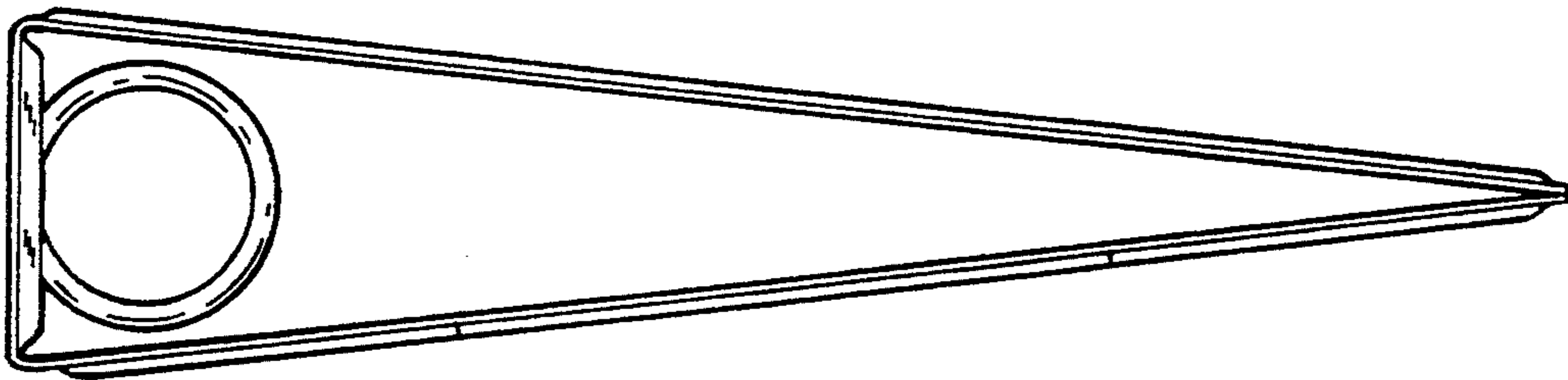


FIG-7

