



US00D350349S

# United States Patent [19]

[11] Patent Number: **Des. 350,349**

Williams et al.

[45] Date of Patent: **\*\* Sep. 6, 1994**

[54] **PORTABLE TELEPHONE**

[75] Inventors: **Daniel L. Williams**, Vernon Hills;  
**Terrance N. Taylor**, Barrington, both  
of Ill.

[73] Assignee: **Motorola Inc.**, Schaumburg, Ill.

[\*\*] Term: **14 Years**

[21] Appl. No.: **6,112**

[22] Filed: **Mar. 24, 1993**

[52] U.S. Cl. .... **D14/138**

[58] Field of Search ..... 379/58-61,  
379/419, 420, 433, 428, 440, 441; D14/137, 138,  
116, 140, 142, 147, 148

[56] **References Cited**

### U.S. PATENT DOCUMENTS

- D. 327,062 6/1992 Taylor et al. .... D14/147 X
- D. 334,187 3/1993 Matsuda ..... D14/148 X

- D. 337,326 7/1993 Kim ..... D14/147 X
- D. 339,127 9/1993 Taylor ..... D14/138
- D. 339,335 9/1993 Taylor ..... D14/138
- D. 339,336 9/1993 Taylor ..... D14/138
- D. 339,337 9/1993 Taylor ..... D14/138
- D. 339,578 9/1993 Taylor ..... D14/138
- D. 342,248 12/1993 Nagele et al. .... D14/138

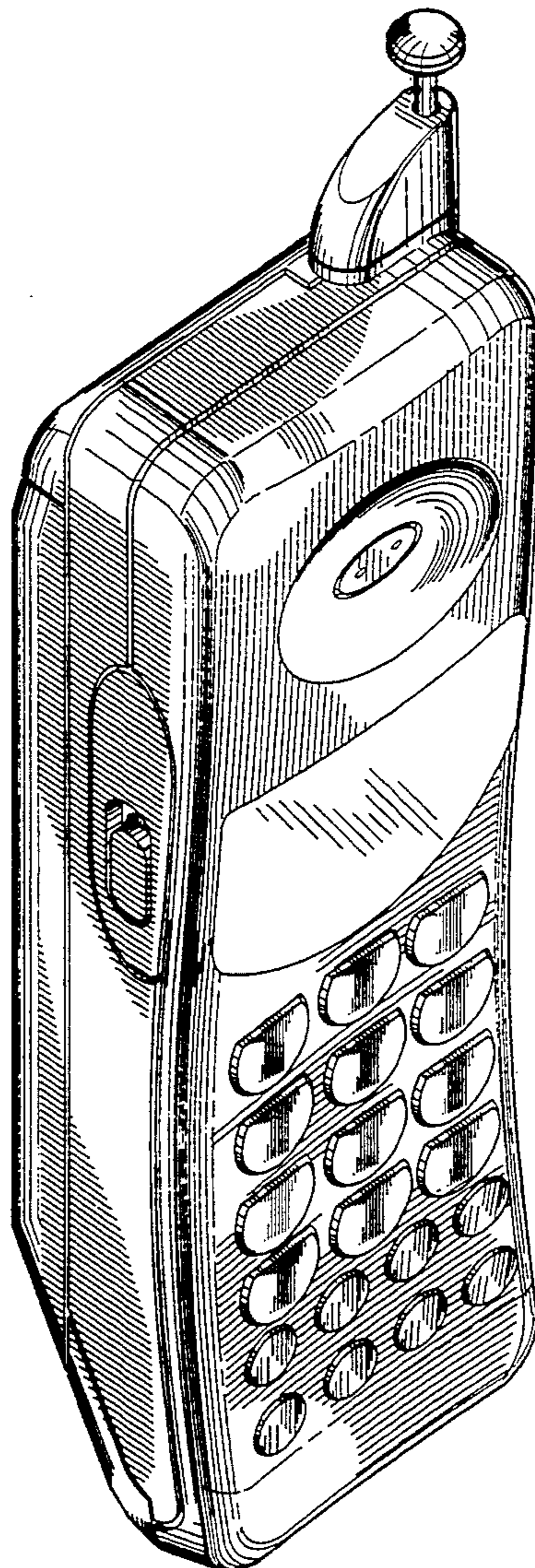
*Primary Examiner*—Alan P. Douglas  
*Assistant Examiner*—Jeffrey Asch  
*Attorney, Agent, or Firm*—Kirk W. Dailey

### [57] CLAIM

The ornamental design for a portable telephone, as shown and described.

### DESCRIPTION

FIG. 1 is a front, top, and left side perspective view showing my new design for a portable telephone; FIG. 2 is a bottom plan view thereof; FIG. 3 is a rear elevational view thereof; and FIG. 4 is a right elevational thereof.





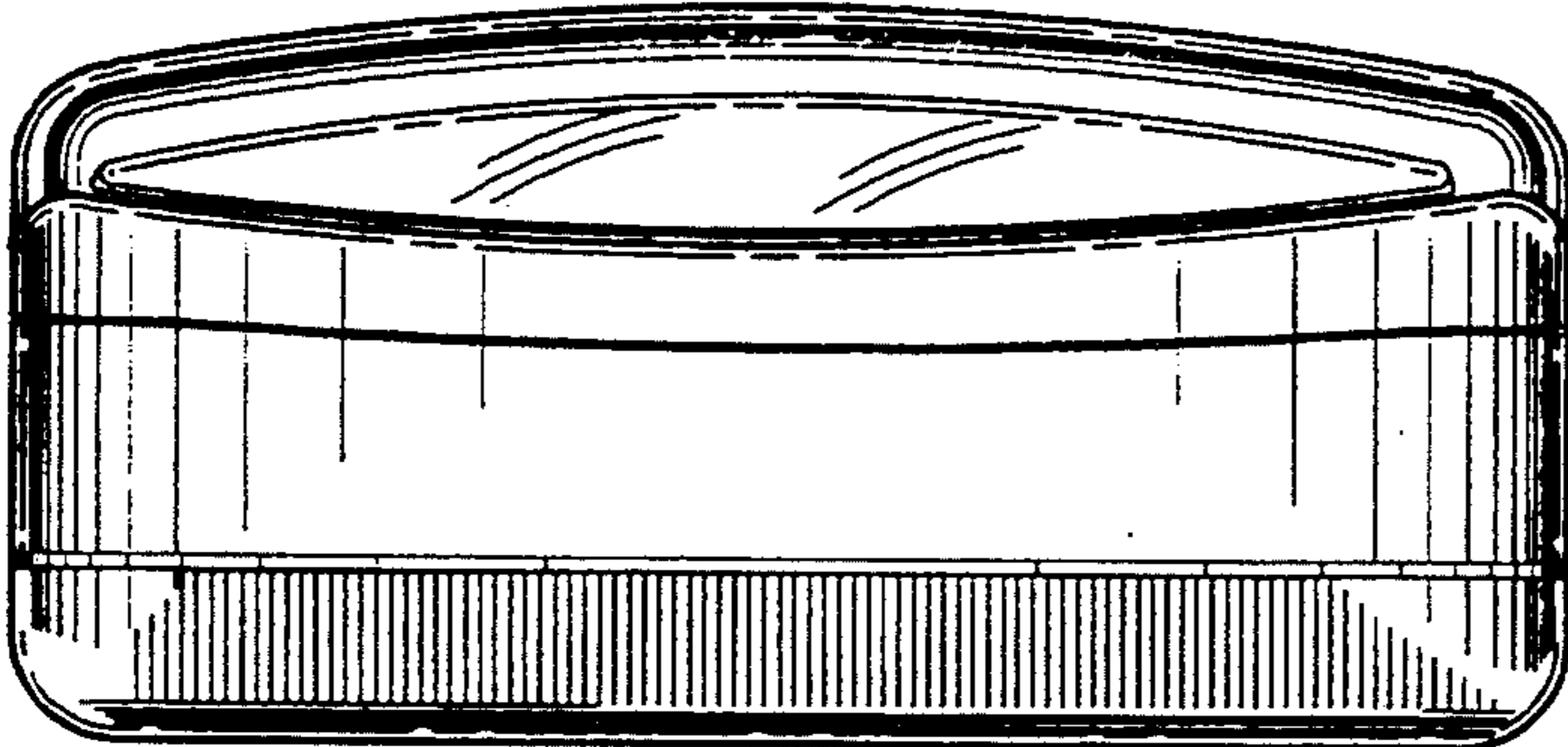


FIG. 2

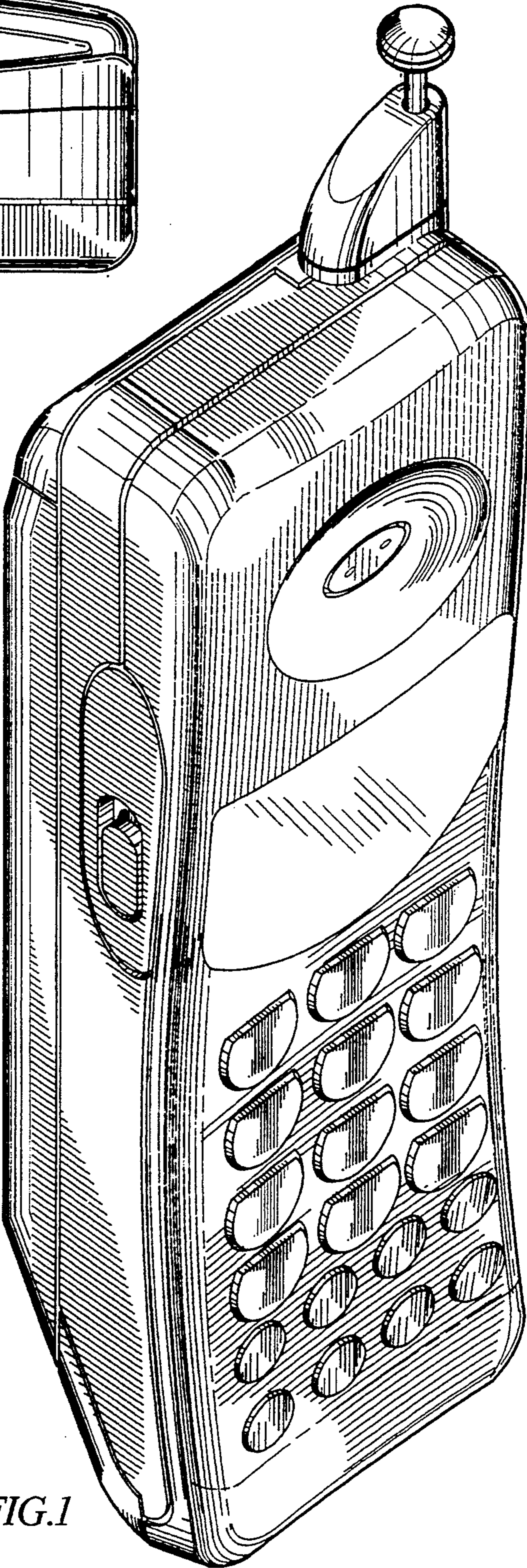


FIG. 1




FIG. 3

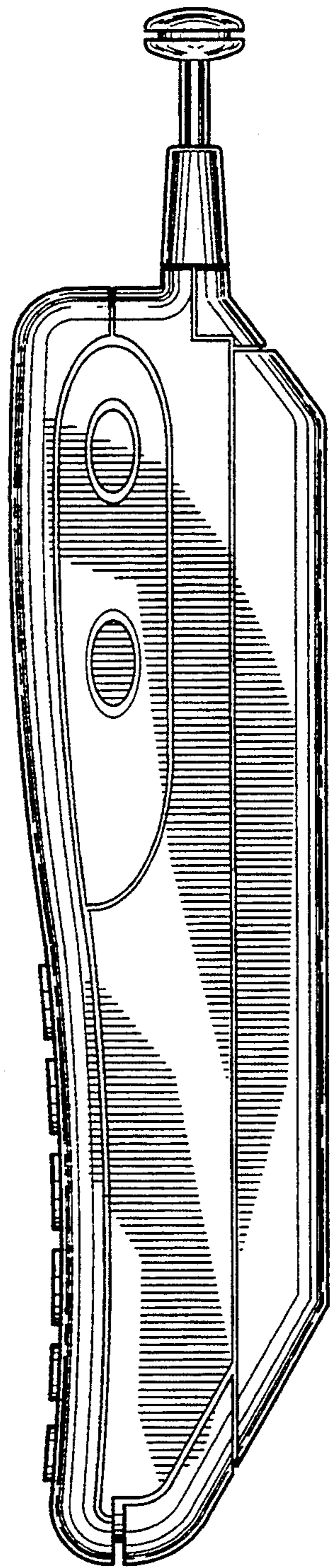


FIG. 4