



US00D350328S

United States Patent [19]

[11] Patent Number: **Des. 350,328**

Alexandres et al.

[45] Date of Patent: **** Sep. 6, 1994**

[54] **CELLULAR TELEPHONE BATTERY**

5,059,885 10/1991 Weiss et al. 320/2

[75] Inventors: **Jon K. Alexandres; Gary J. Downs; William R. Peterson**, all of Mason City, Iowa

Primary Examiner—Wallace R. Burke
Assistant Examiner—Joel Sincavage
Attorney, Agent, or Firm—Hugh D. Jaeger

[73] Assignee: **Alexander Manufacturing Company**, Mason City, Iowa

[57] **CLAIM**

[**] Term: **14 Years**

The ornamental design for a cellular telephone battery, as shown.

[21] Appl. No.: **833,897**

DESCRIPTION

[22] Filed: **Feb. 11, 1992**

FIG. 1 is a front view of a cellular telephone battery showing my new design;

[52] U.S. Cl. **D13/103**

FIG. 2 illustrates a left side view thereof;

[58] **Field of Search** 379/413, 428, 440, 441, 379/442; 320/2; 429/96, 97, 99, 100, 123, 163, 178; D13/103

FIG. 3 illustrates a right side view thereof;

FIG. 4 illustrates a top view thereof;

FIG. 5 illustrates a back view thereof;

FIG. 6 illustrates a bottom view thereof;


[56] **References Cited**

U.S. PATENT DOCUMENTS

D. 305,717 1/1990 Soren et al. D13/103
4,904,549 2/1990 Goodwin et al. 429/97

FIG. 7 illustrates a front and bottom perspective view so that elements at the left and right ends may be seen; and,

FIG. 8 illustrates a rear and top perspective view so that elements at the left and right ends may be seen.



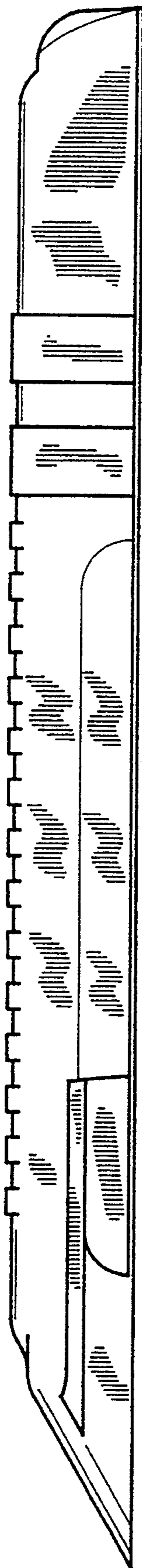


FIG. 1




FIG. 2




FIG. 3




FIG. 4

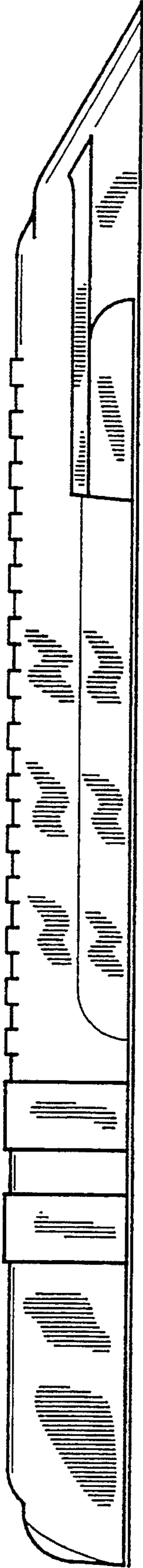


FIG. 5




FIG. 6

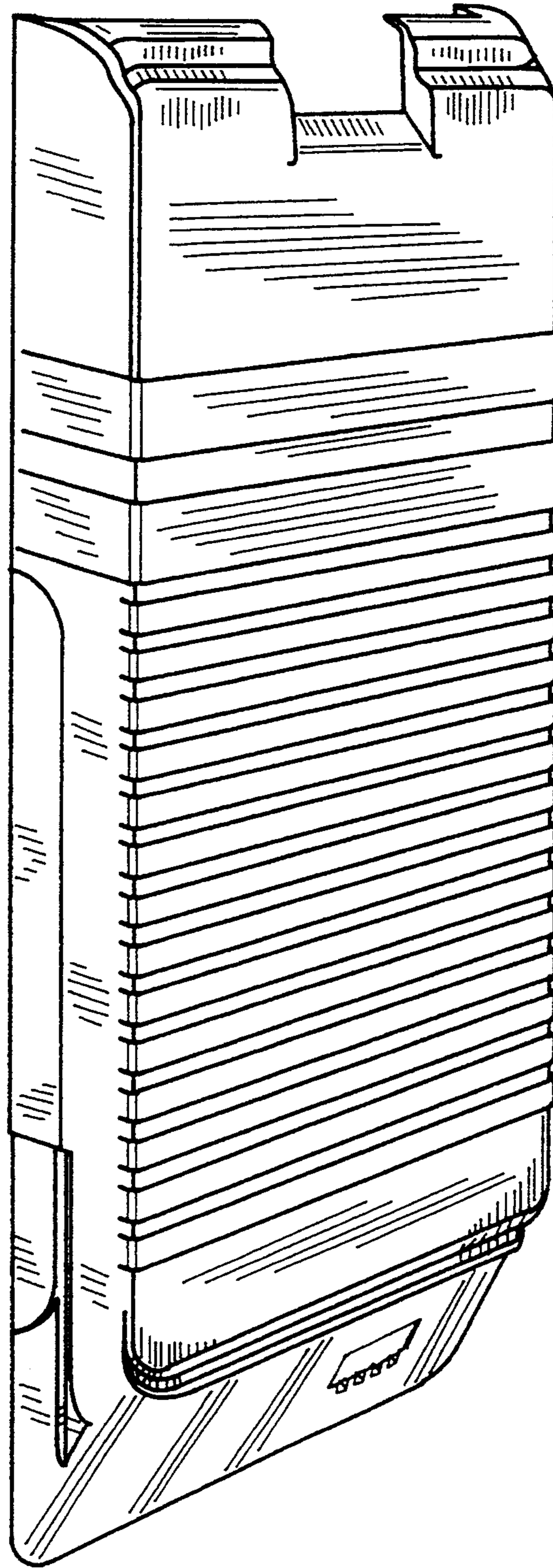


FIG. 7

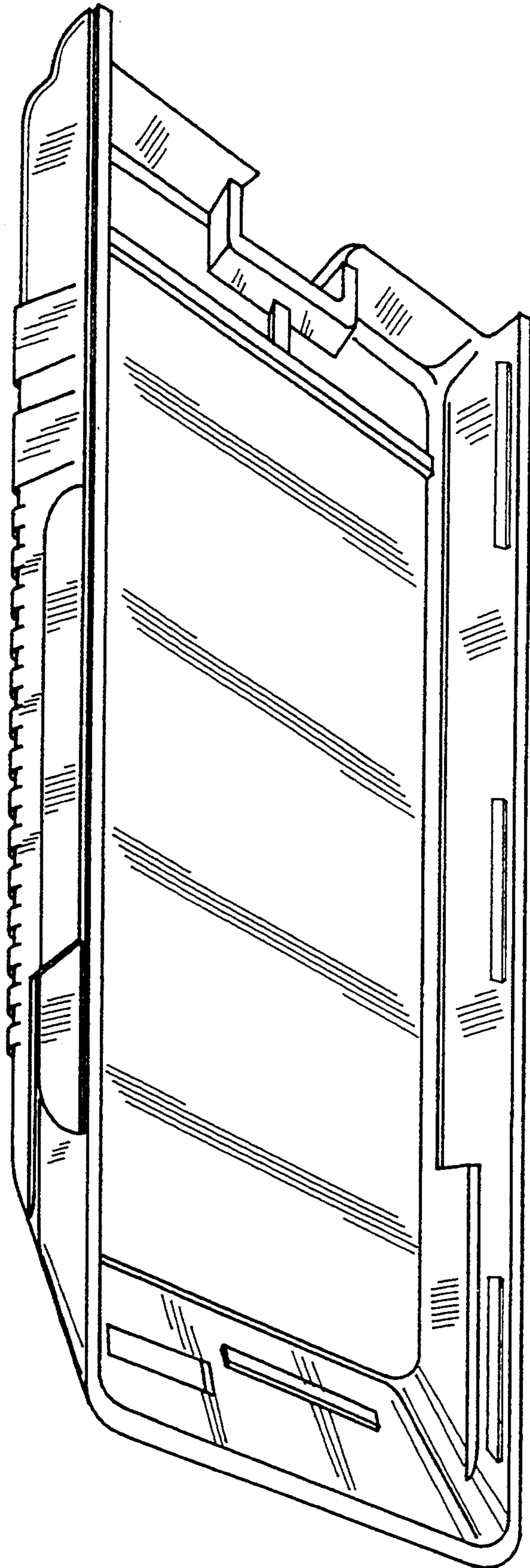


FIG.8