



US00D350320S

United States Patent [19] Suzuki

[11] Patent Number: **Des. 350,320**
[45] Date of Patent: **** Sep. 6, 1994**

[54] **AUTOMOBILE TIRE**

[75] Inventor: **Toshiaki Suzuki**, Ashiya, Japan

[73] Assignee: **Sumitomo Rubber Industries, Ltd.**,
Hyogo, Japan

[**] Term: **14 Years**

[21] Appl. No.: **5,800**

[22] Filed: **Mar. 11, 1993**

[30] **Foreign Application Priority Data**

Sep. 18, 1992 [JP] Japan 4-27558

[52] U.S. Cl. **D12/147**

[58] Field of Search 152/209 R, 209 B, 209 D;
D12/146-151

[56] **References Cited**

U.S. PATENT DOCUMENTS

D. 253,467 11/1979 Ezura et al. D12/147
D. 304,559 11/1989 Yamada D12/146

OTHER PUBLICATIONS

1992 Tread Design Guide, p. 36, Falls Mastercraft
Courser Radial AWT Tire, second row down from top
and second tire in from right side of page.

1992 Tread Design Guide, p. 49, Laramie Trailboss II
A/P Tire, second tire in from bottom right side of page.
1992 Tread Design Guide, A Bennett Garfield Publica-
tion, pp. 49, 109.

"Laramie Tempra YR 'Round W-TL-P-SB-RP-75-8-
0-PM-RD".

"Gillette Trans Rib All Terrain Owl-TL-P-AT".

"BF Goodrich Trail T/A WL-TL-P-SB-RP-AS".

Primary Examiner—James M. Gandy
Attorney, Agent, or Firm—Birch, Stewart, Kolasch &
Birch

[57] **CLAIM**

The ornamental design for an automobile tire, as shown
and described.

DESCRIPTION

FIG. 1 is a front perspective view of an automobile tire
showing my new design, it being understood that the
tread design is repeated uniformly throughout the cir-
cumference of the tire and the opposite side is the same
as that shown;

FIG. 2 is a front elevational view thereof;

FIG. 3 is a top plan view thereof;

FIG. 4 is a left side elevational view thereof;

FIG. 5 is a right side elevational view thereof; and,

FIG. 6 is an enlarged fragmentary front elevational
view thereof.




FIG. 1




FIG. 2




FIG. 3




FIG. 4

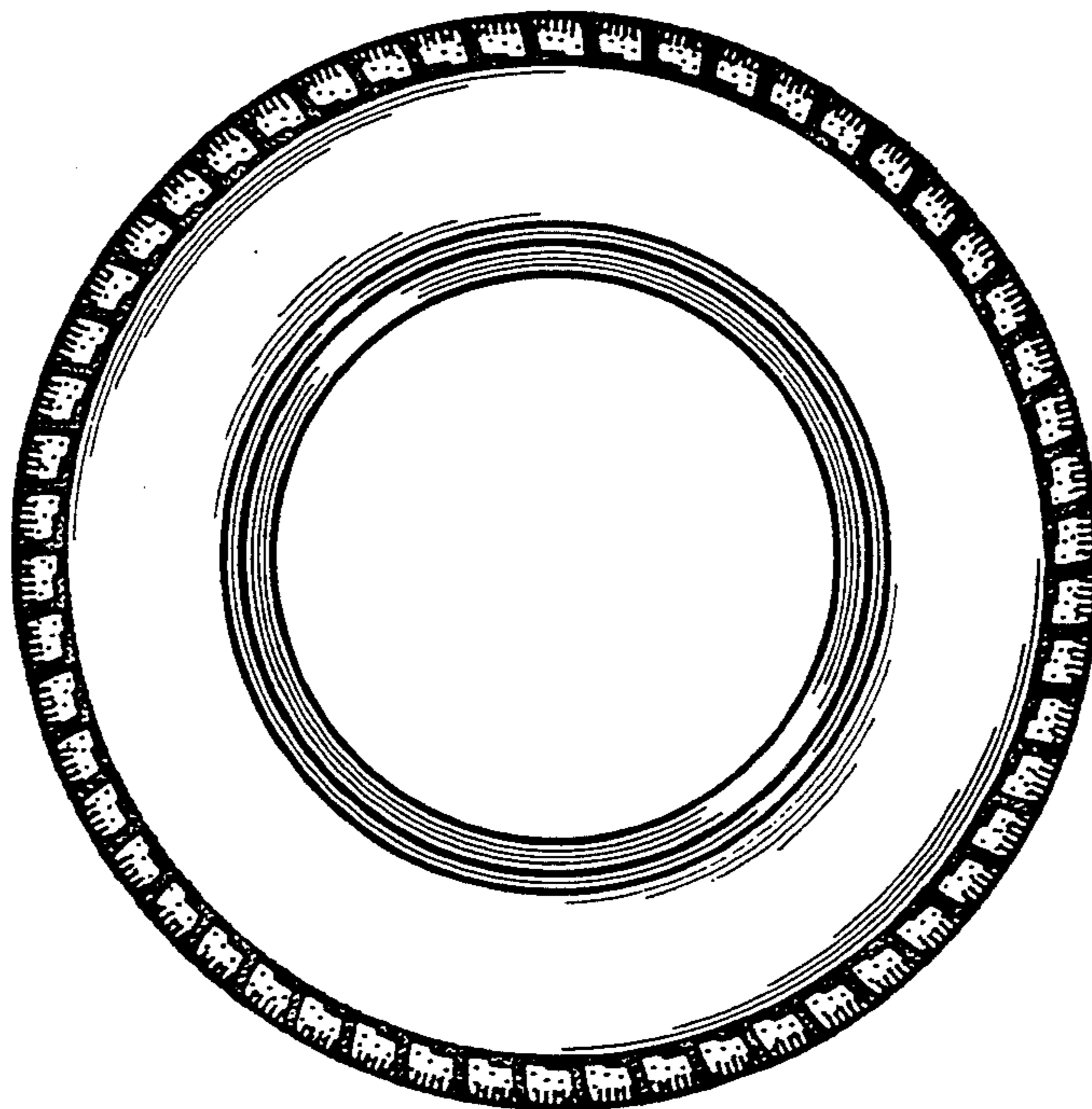


FIG. 5

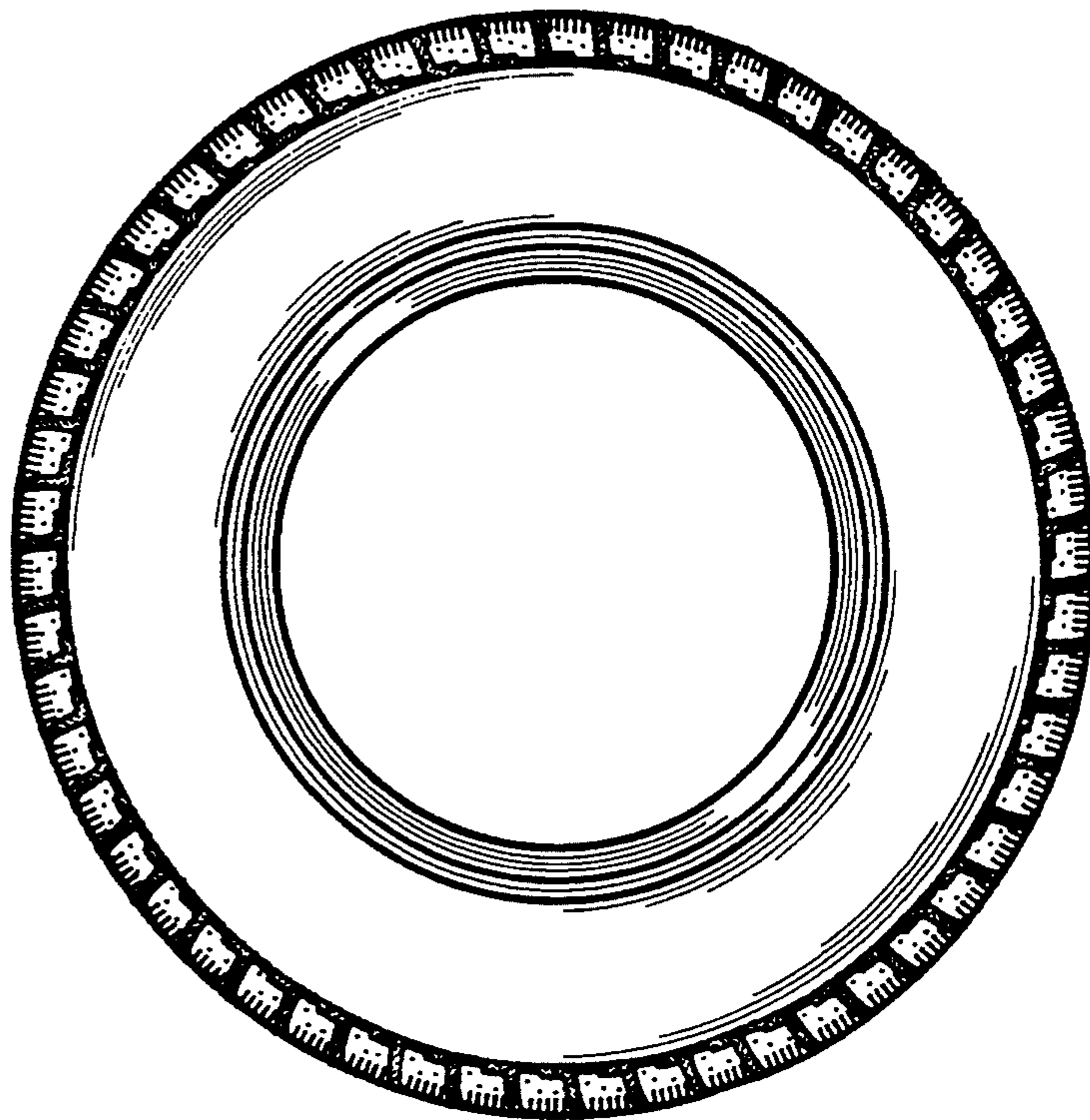


FIG. 6

