



US00D350311S

# United States Patent [19]

[11] Patent Number: **Des. 350,311**

Willis et al.

[45] Date of Patent: **\*\* Sep. 6, 1994**

- [54] **FLAG STAFF MOUNTING BASE**
- [75] Inventors: **Tucker Willis; James Cinquemani, Jr.**, both of Dallas, Tex.
- [73] Assignee: **Chaenomeles, Inc.**, Dallas, Tex.
- [\*\*] Term: **14 Years**
- [21] Appl. No.: **6,764**
- [22] Filed: **Apr. 6, 1993**
- [52] U.S. Cl. .... **D11/182; D11/181**
- [58] Field of Search ..... **D6/580, 567; D8/373, D8/376, 380; 116/173-175; 248/534, 535, 537, 538; D11/181-184**

Flagpole Components, Inc., Addison Texas, Catalog #2, 1992 Internal Halyard Components, p. 8.  
 Dettra Flag Company Catalog, 1991 Champion and Bulldog, p. 5.  
 Arkansas Flag & Banner, Inc., Little Rock, Ark., Fab Art Catalog, (no date) Futura IV, p. 47.  
 EMC A Div. of Eder Mfg. Corp. Custom Flags & Banners/Flagpoles & Accessories, 1991 Aluminum Ground Set, p. 64.  
 Concord Industries, Inc., Addison, Texas, Flagpoles Catalog, 1992 Outrigger mount, p. 16.

*Primary Examiner*—Bernard Ansher  
*Assistant Examiner*—Dominic Simone  
*Attorney, Agent, or Firm*—Johnson & Wortley

- [56] **References Cited**
- U.S. PATENT DOCUMENTS**
- D. 125,272 2/1941 Johnson ..... D11/183
- D. 133,859 9/1942 Gass ..... D11/182
- D. 234,072 1/1975 Schultz ..... D8/380 X
- D. 292,783 11/1987 Restrepo ..... D11/182
- D. 310,185 8/1990 Tick ..... D11/182
- 5,156,110 10/1992 Fuller ..... 248/535 X
- 5,269,488 12/1993 Lach ..... 248/535

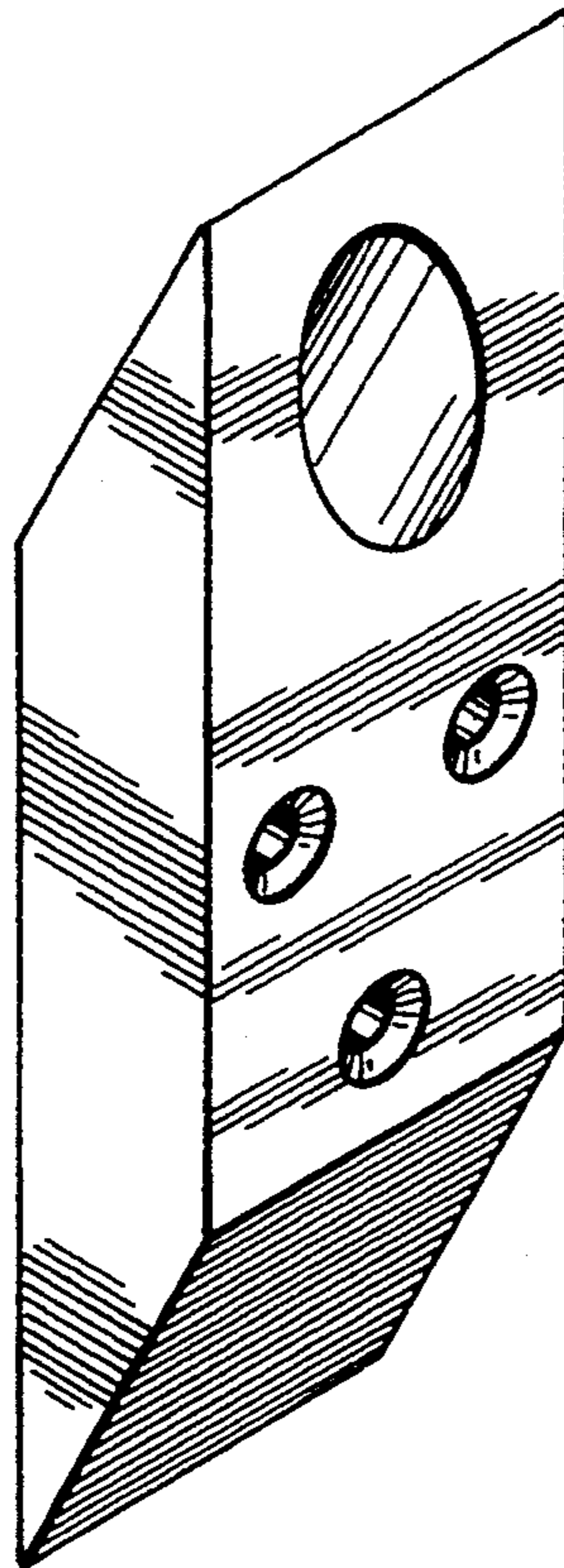
**OTHER PUBLICATIONS**

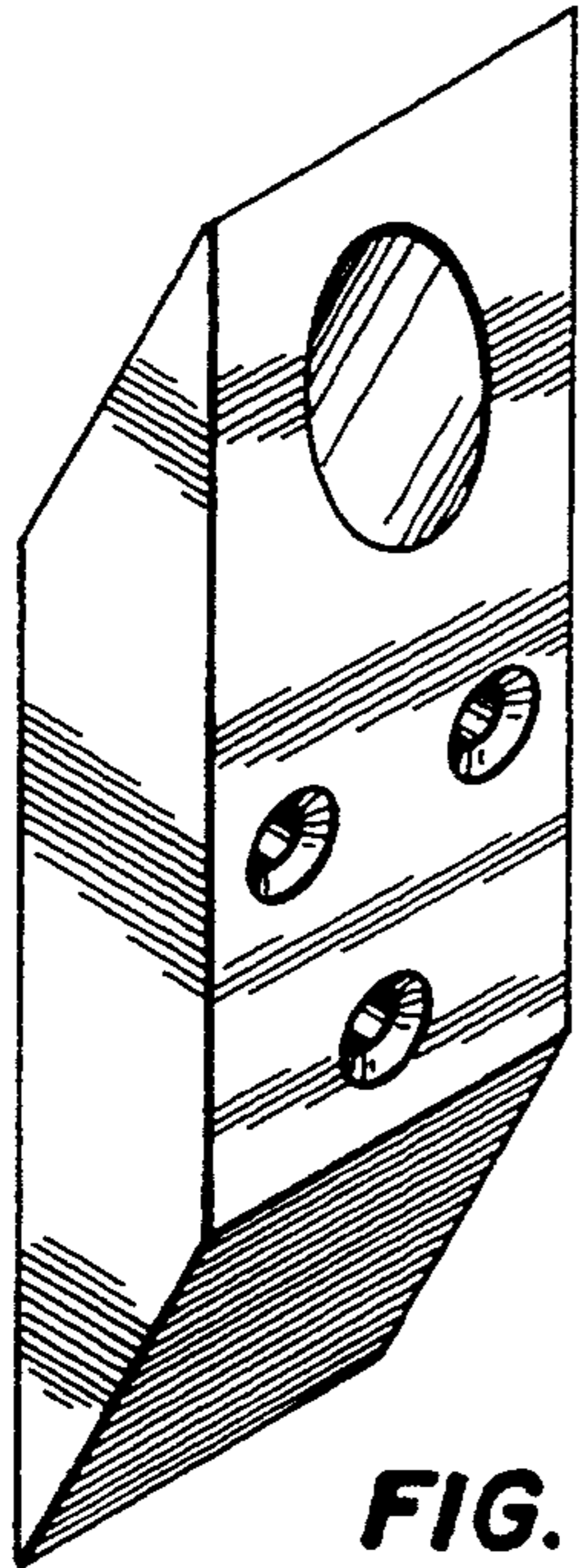
Eder Flag Mfg. Co., Inc., Oak Creek, Wisconsin Catalog, 1991 Display Flagpoles, p. 81.

- [57] **CLAIM**
- The ornamental design for the flag staff mounting base, as shown and described.

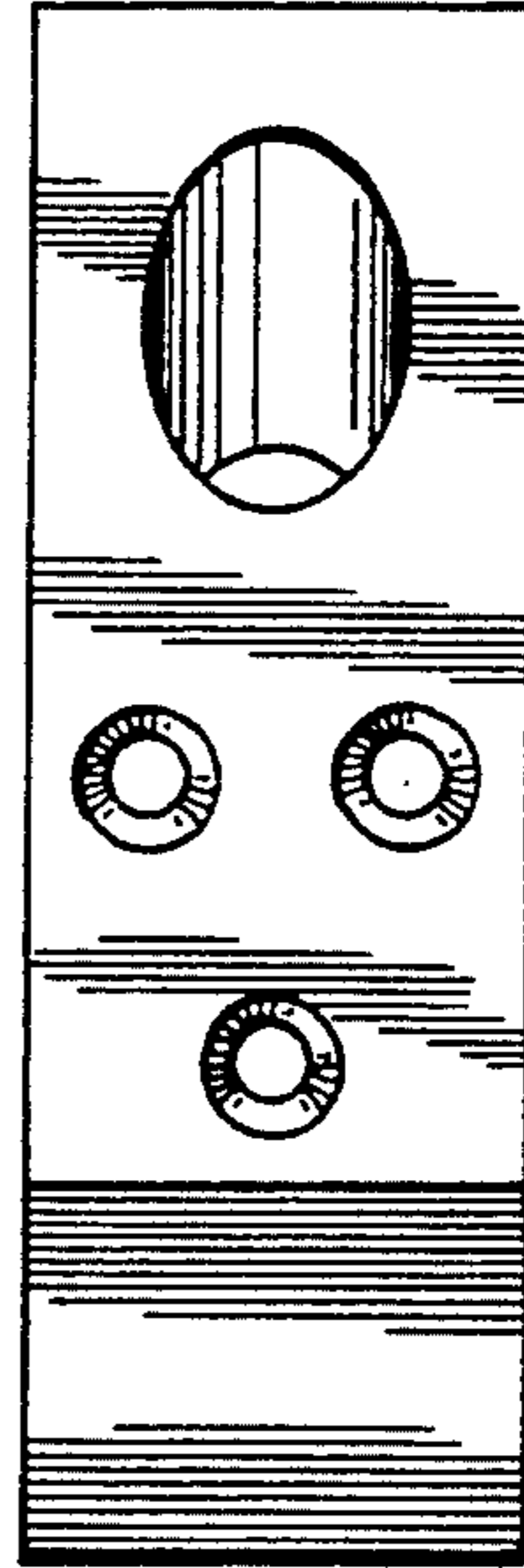
**DESCRIPTION**

FIG. 1 is a front perspective view of a flag staff mounting base showing our new design;  
 FIG. 2 is a front elevational view thereof;  
 FIG. 3 is a right side elevational view thereof;  
 FIG. 4 is a rear elevational view thereof;  
 FIG. 5 is a left side elevational view thereof;  
 FIG. 6 is a top plan view thereof; and,  
 FIG. 7 is a bottom plan view thereof.






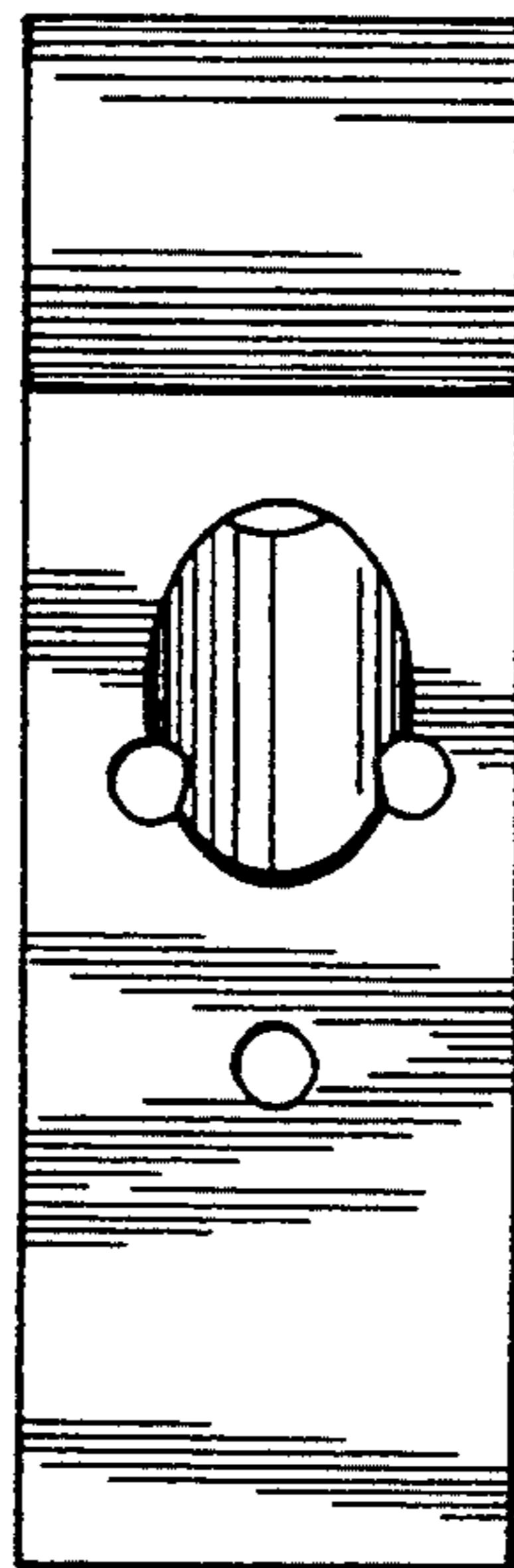
**FIG. 1**



**FIG. 2**




**FIG. 3**



**FIG. 4**



**FIG. 5**



**FIG. 6**



**FIG. 7**