



US00D350310S

United States Patent [19]

[11] Patent Number: **Des. 350,310**

Willis et al.

[45] Date of Patent: **** Sep. 6, 1994**

[54] **FLAG STAFF FINIAL**

[75] Inventors: **Tucker Willis; James Cinquemani, Jr.**, both of Dallas, Tex.

[73] Assignee: **Chaenomeles, Inc.**, Dallas, Tex.

[**] Term: **14 Years**

[21] Appl. No.: **6,763**

[22] Filed: **Apr. 6, 1993**

[52] U.S. Cl. **D11/181; D8/376; D8/378; D11/184; D26/154; 428/28**

[58] Field of Search **D8/373, 376, 378, 380; D6/580; 428/28; D11/181-184; D26/154**

[56] **References Cited**

U.S. PATENT DOCUMENTS

- D. 74,453 2/1928 Salterni D26/154
- D. 78,894 7/1929 O'Donnell D8/378 X
- D. 163,786 7/1951 Black D26/154
- D. 230,949 3/1974 Levine D8/376 X
- 4,103,875 8/1978 Glass 428/28 X

OTHER PUBLICATIONS

Eder Flag Mfg. Co., Inc., Oak Creek, Wis. Catalog, 1991 Display Flagpoles, p. 81.

Flagpole Components, Inc., Addison Tex., Catalog #2, 1992 Internal Halyard Components, p. 8.

Dettra Flag Company Catalog, 1991 Champion and Bulldog, p. 5.

Arkansas Flag & Banner, Inc., Little Rock, Ark., Fab Art Catalog, (no date) Futura IV, p. 47.

EMC A Div. of Eder Mfg. Corp. Custom Flags & Banners/Flagpoles & Accessories, 1991 Aluminum Ground Set, p. 64.

Concord Industries, Inc., Addison, Tex., Flagpoles Catalog, 1992 Outrigger mount, p. 16.

Primary Examiner—Bernard Ansher

Assistant Examiner—Dominic Simone

Attorney, Agent, or Firm—Johnson & Wortley

[57] **CLAIM**

The ornamental design for the flag staff finial, as shown and described.

DESCRIPTION

FIG. 1 is a front perspective view of a flag staff finial showing our new design;


FIG. 2 is a front elevational view thereof;

FIG. 3 is a right side elevational view thereof; the left side being a mirror image;

FIG. 4 is a rear elevational view thereof;

FIG. 5 is a top plan view thereof; and,

FIG. 6 is a bottom plan view thereof.






FIG. 1

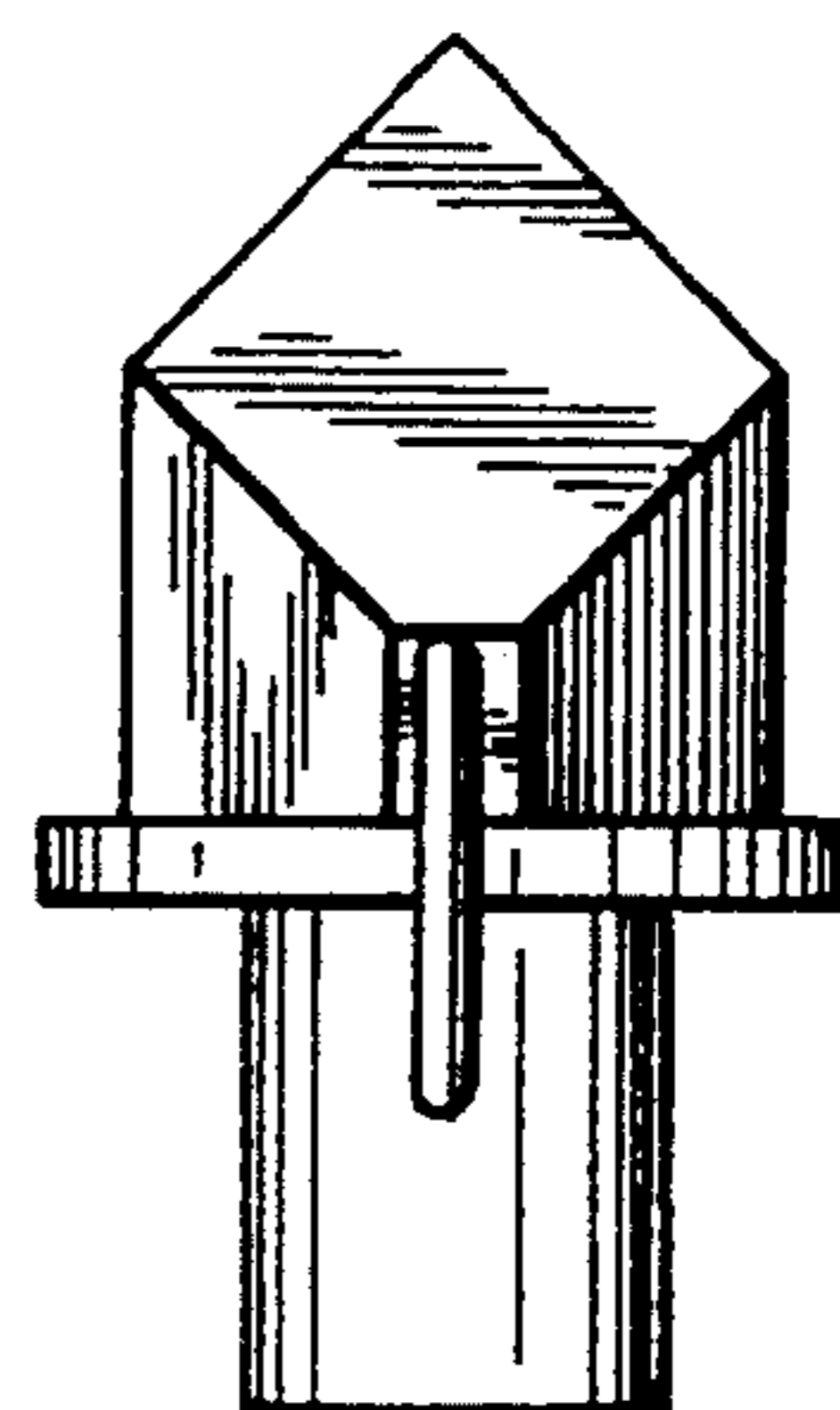


FIG. 2

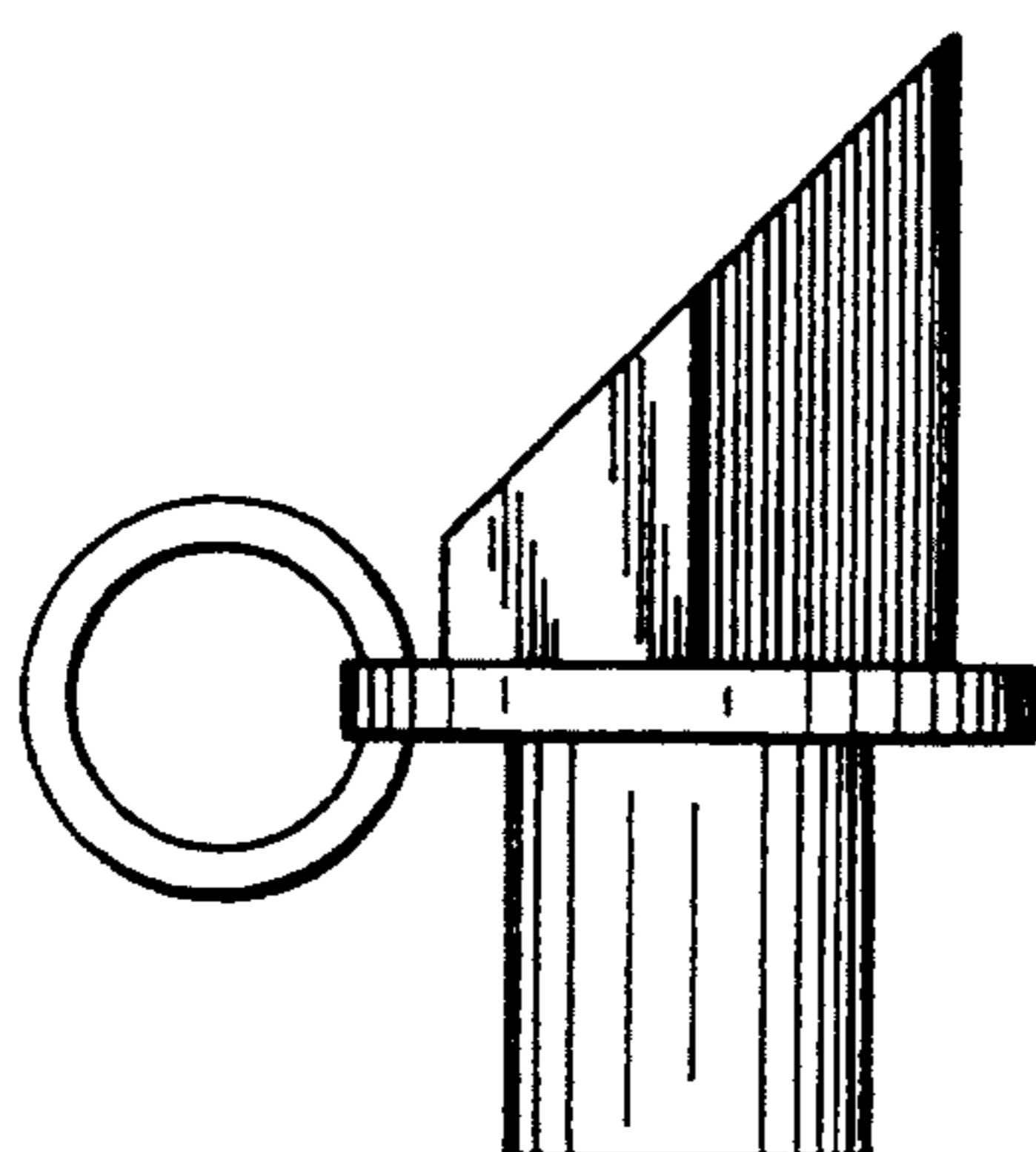


FIG. 3

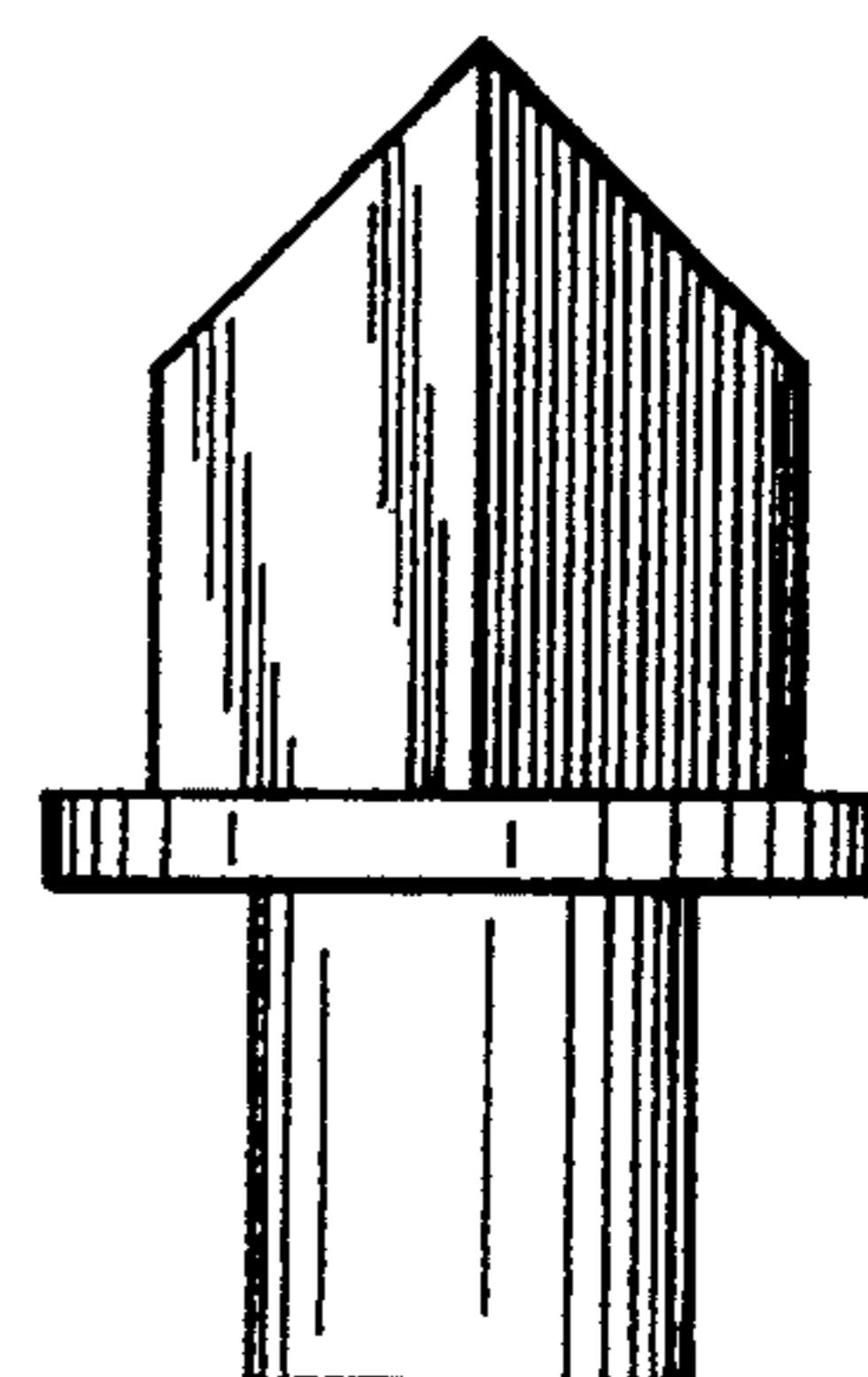


FIG. 4

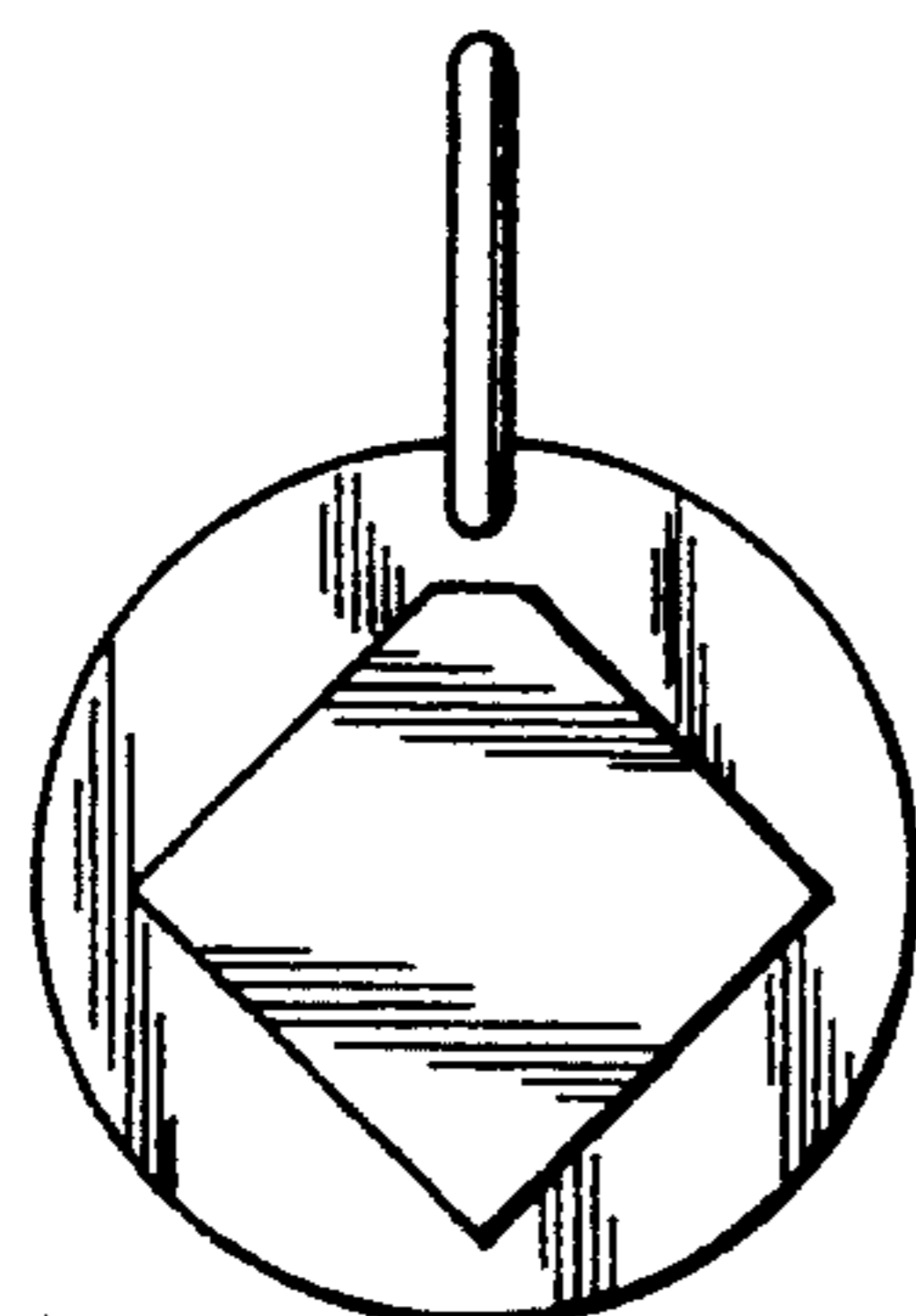


FIG. 5

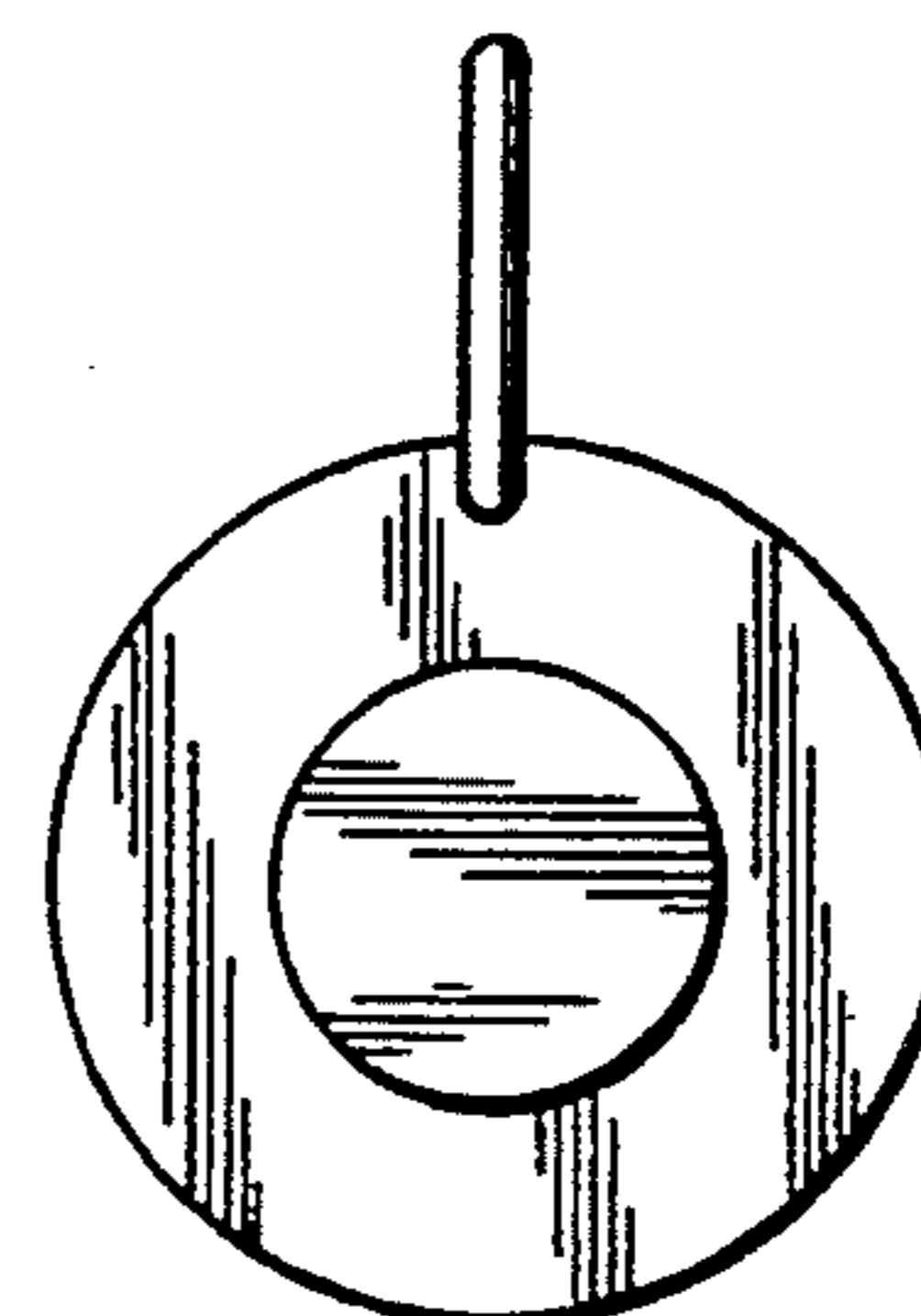


FIG. 6