



US00D350288S

United States Patent [19] Giardiello

[11] Patent Number: **Des. 350,288**
[45] Date of Patent: **** Sep. 6, 1994**

[54] **WATCH CASE**

[75] Inventor: **Barbara Giardiello, Naples, Italy**

[73] Assignee: **Lucien Rochat SA, Bienne, Switzerland**

[**] Term: **14 Years**

[21] Appl. No.: **849,135**

[22] Filed: **Mar. 10, 1992**

[30] **Foreign Application Priority Data**

Sep. 11, 1991 [XH] Hague DMA/001586
[52] U.S. Cl. **D10/30; D10/38**
[58] Field of Search 368/280-282,
368/285, 276-277; D10/1-40, 122-132

[56] **References Cited**

U.S. PATENT DOCUMENTS

D. 321,144 10/1991 Besson D10/39
D. 324,825 3/1992 Besson D10/30
4,932,010 6/1990 Prucchi 368/223 X

FOREIGN PATENT DOCUMENTS

307046 7/1955 Switzerland 368/281

OTHER PUBLICATIONS

Swiss Watch & Jewelry Journal-Feb. 1988-p. 171-Watches at top & bottom.

Swiss Watch & Jewelry Journal-Feb. 1989-p. 243-Watches at top & bottom.

Primary Examiner-Nelson C. Holtje
Attorney, Agent, or Firm-McGlew & Tuttle

[57] **CLAIM**

The ornamental design for a watch case, as shown and described.

DESCRIPTION

FIG. 1 is a top plan view of my new watch case design; FIG. 2 is a bottom view of the watch case according to FIG. 1;

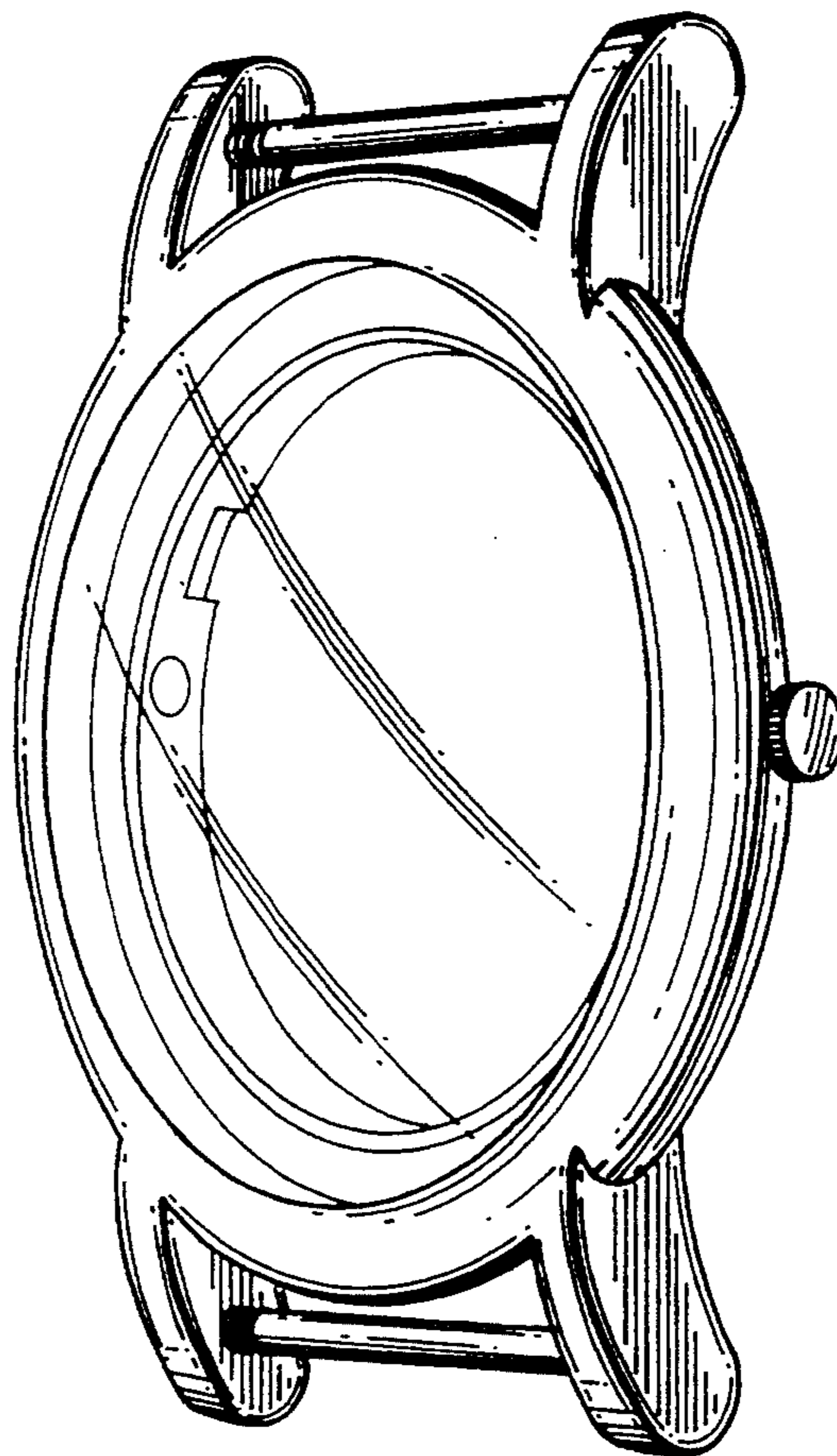
FIG. 3 is a front end view of the watch case design of FIG. 1;

FIG. 4 is a rear end view of the watch case design of FIG. 1;

FIG. 5 is a right side view of the watch case design of FIG. 1;

FIG. 6 is a left side view of the watch case design of FIG. 1; and,

FIG. 7 is a perspective view of the watch case design of FIG. 1.






FIG. 1

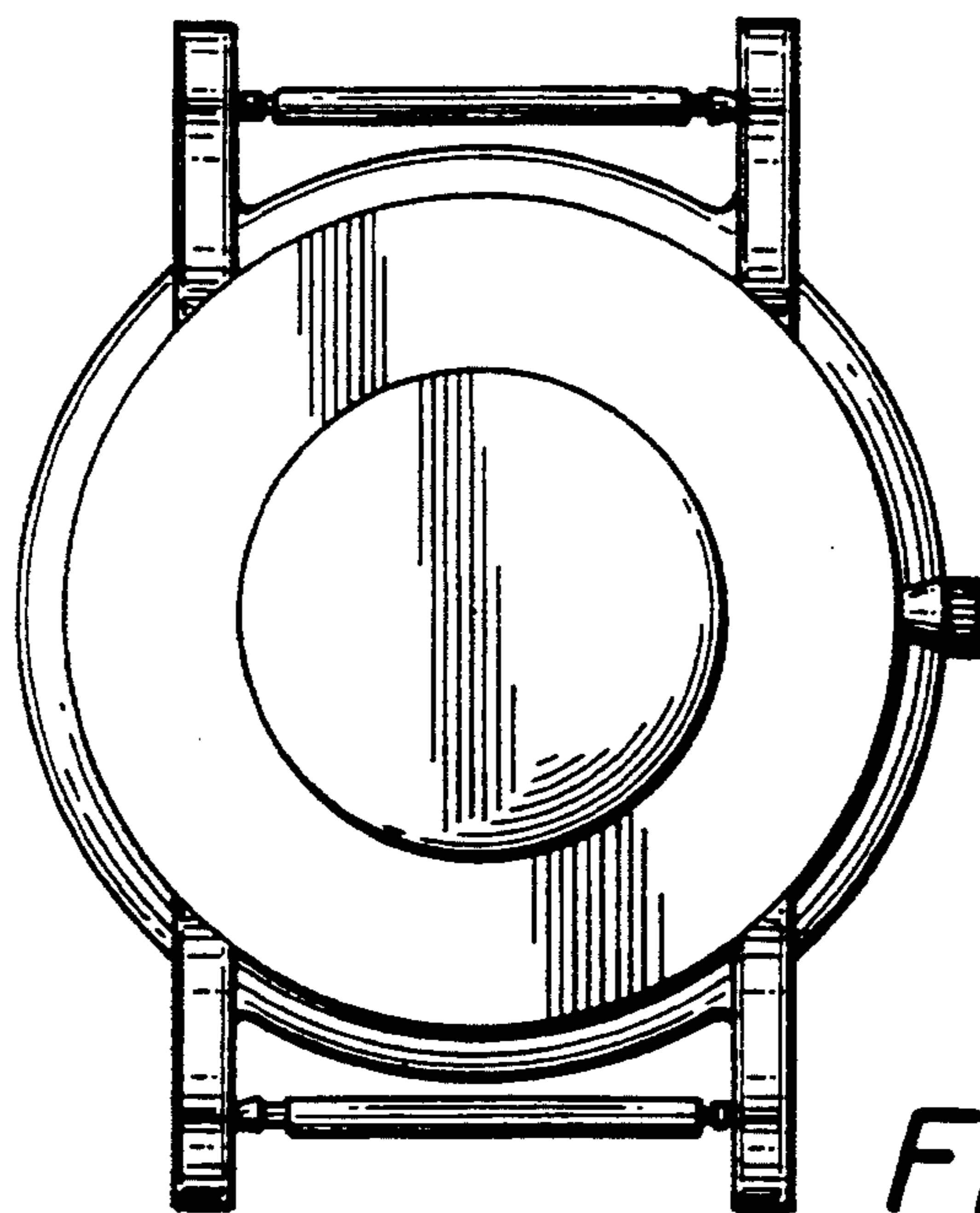


FIG. 2




FIG. 3




FIG. 4




FIG. 5




FIG. 6

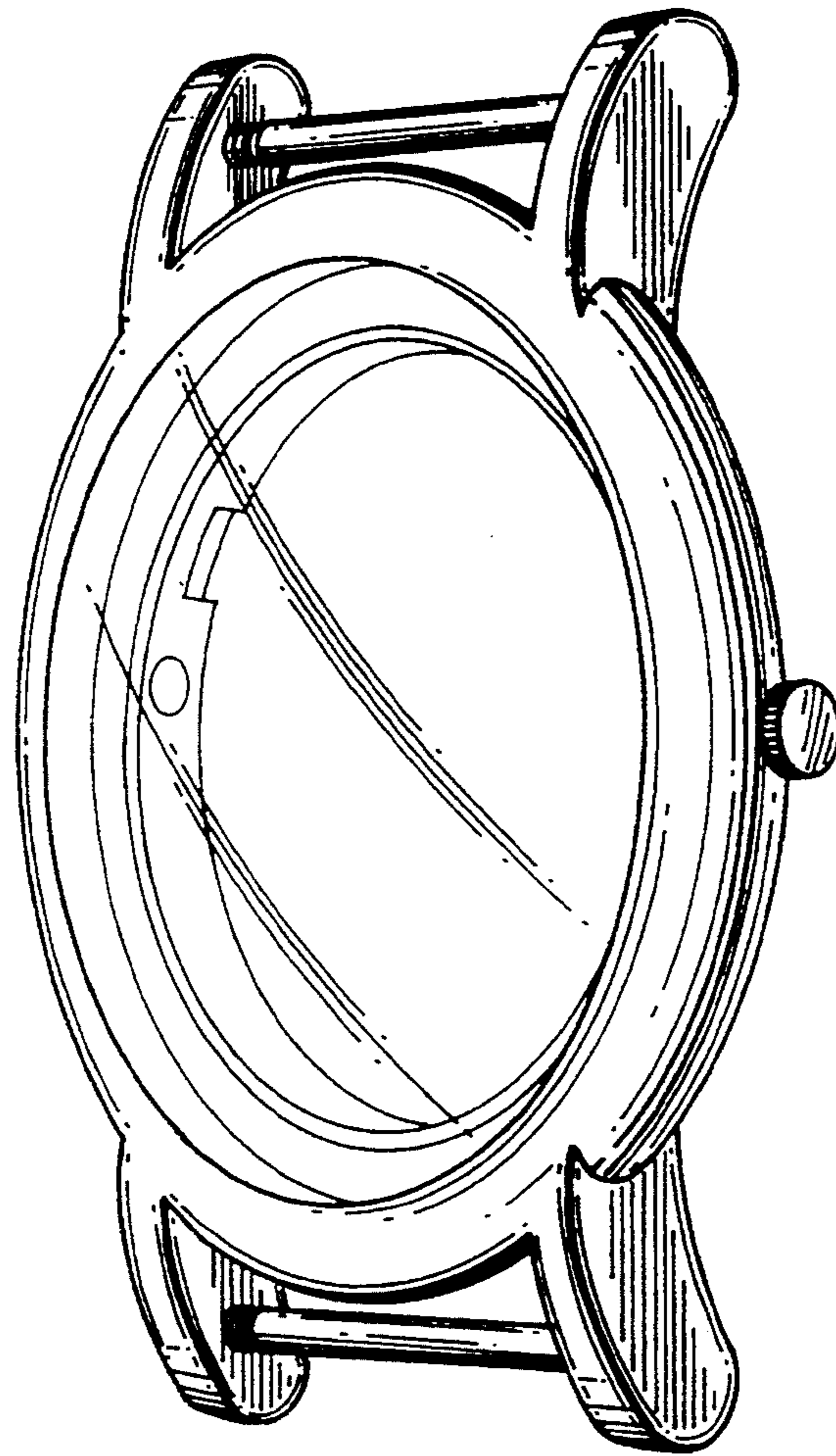


FIG. 7