



US00D350273S

United States Patent [19]

[11] Patent Number: **Des. 350,273**

Jans

[45] Date of Patent: **** Sep. 6, 1994**

[54] **CABINET PULL**

Paul Associates Cat.; p. 56; Pull 835.

[75] Inventor: **Franz W. Jans**, Roedermark, Fed. Rep. of Germany

Primary Examiner—B. J. Bullock
Attorney, Agent, or Firm—H. Michael Brucker

[73] Assignee: **Jado Bathroom and Hardware Manufacturing Corp.**, Camarillo, Calif.

[57] **CLAIM**

The ornamental design for a cabinet pull, as shown and described.

[**] Term: **14 Years**

DESCRIPTION

[21] Appl. No.: **8,648**

FIG. 1 is a perspective view of a cabinet pull showing my new design;

[22] Filed: **May 21, 1993**

FIG. 2 is an enlarged front view;

[52] U.S. Cl. **D8/317**

FIG. 3 is an enlarged rear view;

[58] Field of Search **D8/308, 315-320;**
16/110 R, 111 R, 725

FIG. 4 is enlarged left side view, the right side view being a mirror image;

[56] **References Cited**

FIG. 5 is an enlarged top view, the bottom view being a mirror image; and,

U.S. PATENT DOCUMENTS

- D. 258,228 2/1981 Rumbaugh D8/316
- D. 311,320 10/1990 Jans D8/308

FIG. 6 is a perspective view of a second embodiment of the design of FIG. 1, the only difference being that the cross member has a finish that contrasts to the rest of the cabinet pull.

OTHER PUBLICATIONS

Paul Associates Cat., p. 48; Lever 670.

The cross member of the cabinet pull is shown broken away in FIGS. 2, 3 and 5 for ease of illustration.

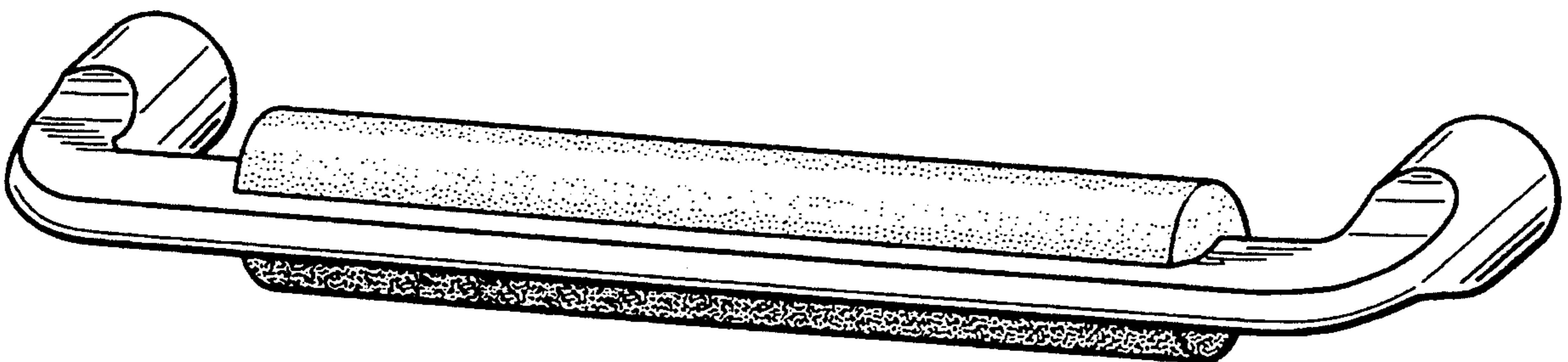




FIG._1

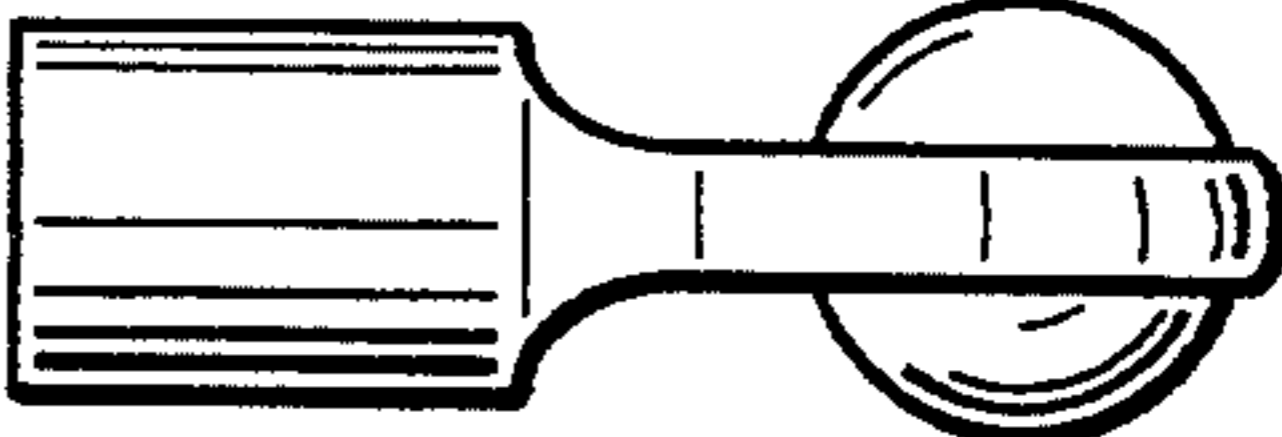


FIG._4



FIG._2



FIG._3




FIG._5

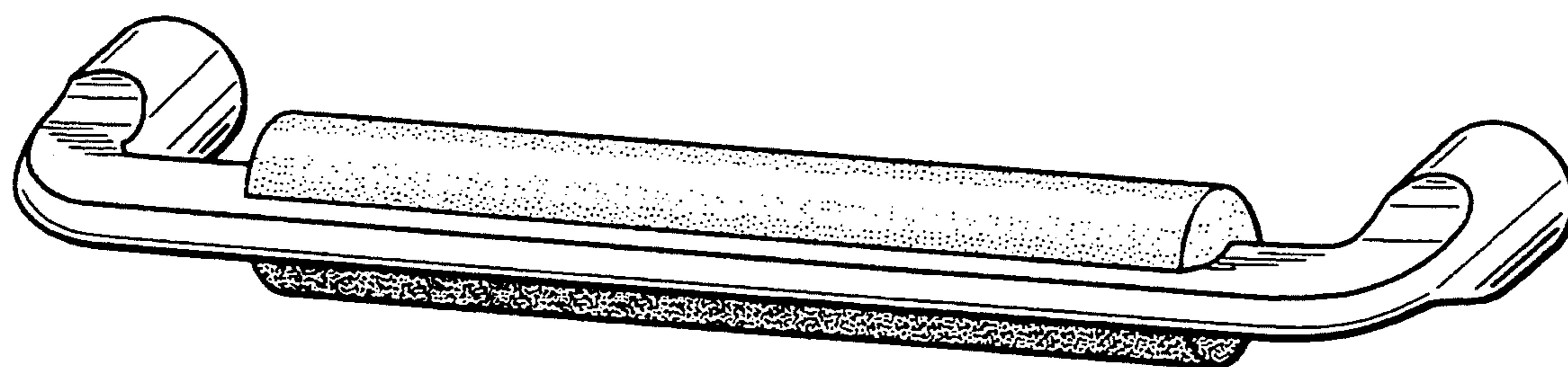


FIG._6