



US00D350268S

United States Patent [19]
Grimm

[11] **Patent Number: Des. 350,268**
[45] **Date of Patent: ** Sep. 6, 1994**

[54] **PROTECTIVE CAP FOR POWER TOOL COUPLINGS**

4,203,524 5/1980 Wieland 215/306

[76] **Inventor: Alan R. Grimm, Box 172, Dundee, Iowa 52038**

Primary Examiner—Alan P. Douglas
Assistant Examiner—Jeff H. Musgrove
Attorney, Agent, or Firm—James C. Nemmers

[**] **Term: 14 Years**

[57] **CLAIM**

[21] **Appl. No.: 8,572**

The ornamental design for a protective cap for power tool couplings, as shown and described.

[22] **Filed: May 21, 1993**

DESCRIPTION

[52] **U.S. Cl. D8/70**

[58] **Field of Search D8/70; D9/446, 438, D9/436, 435; 215/306; 220/375**

FIG. 1 is a top plan view of the protective cap of the invention;
FIG. 2 is a side elevational view of the protective cap of FIG. 1;
FIG. 3 is a longitudinal sectional view taken on the line 3—3 of FIG. 4;
FIG. 4 is a bottom view of the protective cap; and,
FIG. 5 is a perspective view of the protective cap of the invention.

[56] **References Cited**

U.S. PATENT DOCUMENTS

- D. 318,427 7/1991 Sherburne, Jr. D9/436
- D. 324,824 3/1992 Hansen D9/436
- D. 327,848 7/1992 Hanover D9/435

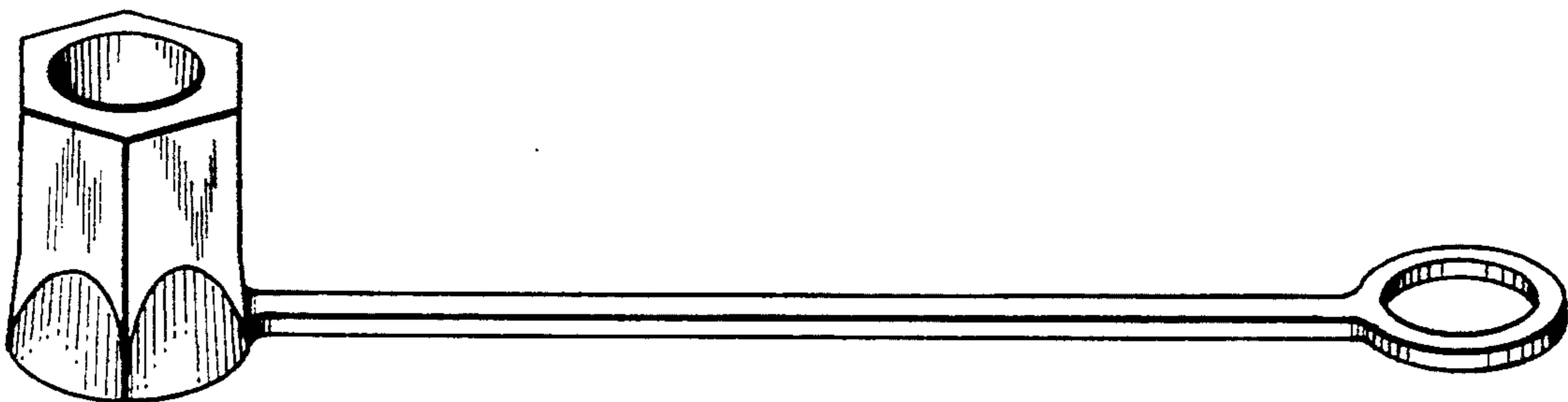


FIG. 1




FIG. 2

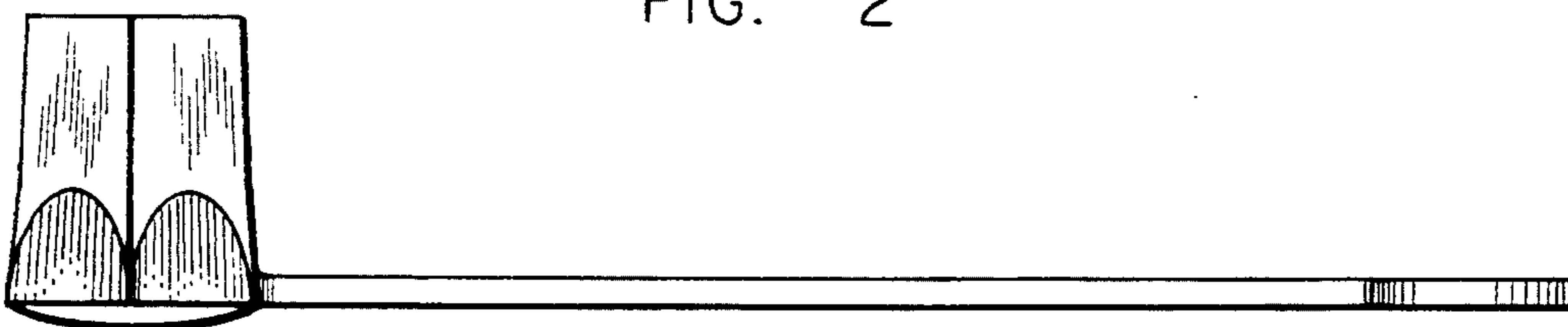


FIG. 3




FIG. 4

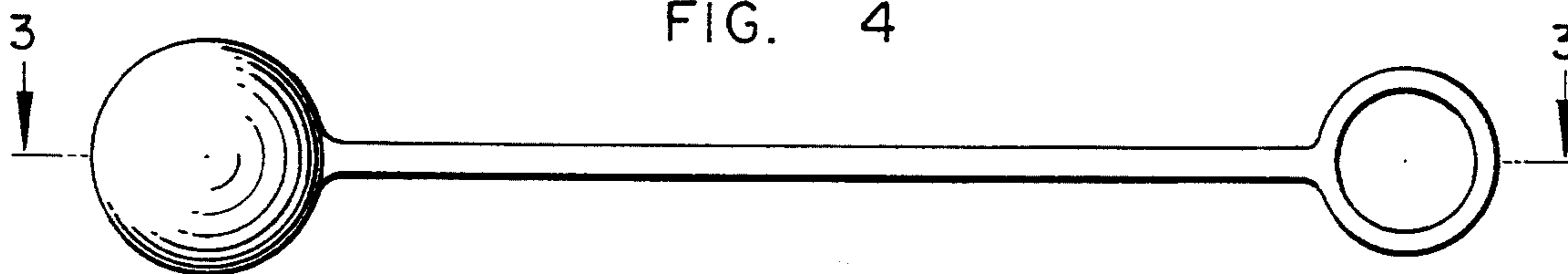


FIG. 5

