



US00D350231S

United States Patent [19]
Giegerich

[11] **Patent Number: Des. 350,231**
[45] **Date of Patent: ** Sep. 6, 1994**

[54] **HINGED DART CASE WITH CLIP**
[75] **Inventor: Paul T. Giegerich, Laverock, Pa.**
[73] **Assignee: Dart Mart, Inc., Willow Grove, Pa.**
[**] **Term: 14 Years**
[21] **Appl. No.: 8,828**
[22] **Filed: May 27, 1993**
[52] **U.S. Cl. D3/254; D9/415**
[58] **Field of Search D9/415, 418, 414, 424;**
206/315.1, 315.11; 224/916, 252, 241, 269;
D3/225, 221, 201, 254, 273, 274, 293, 294, 259,
262

3,696,978 10/1972 Gentellali .
3,960,271 6/1976 Nelson .
4,773,578 9/1988 Braun .
5,067,610 11/1991 Jensen .
5,165,537 11/1992 Neff et al. .
5,238,108 8/1993 Velezis et al. 206/315.1

Primary Examiner—Prabhakar G. Deshmukh
Attorney, Agent, or Firm—Finnegan, Henderson,
Farabow, Garrett & Dunner; Finnegan, Henderson,
Farabow, Garrett & Dunner

[57] **CLAIM**

The ornamental design for a hinged dart case with clip,
as shown and described.

DESCRIPTION

FIG. 1 is a top plan view of a hinged dart case with clip
showing my new design;
FIG. 2 is a bottom plan view thereof;
FIG. 3 is a front elevational view thereof;
FIG. 4 is a rear elevational view thereof;
FIG. 5 is a left side elevational view thereof; and,
FIG. 6 is a right side elevational view thereof.

[56] **References Cited**
U.S. PATENT DOCUMENTS
D. 216,940 3/1970 Stonedahl D3/225
D. 265,461 7/1982 Valley D3/254 X
D. 343,575 1/1994 Edelson D9/415
2,722,958 11/1955 King et al. .
3,010,502 11/1961 Sundquist .

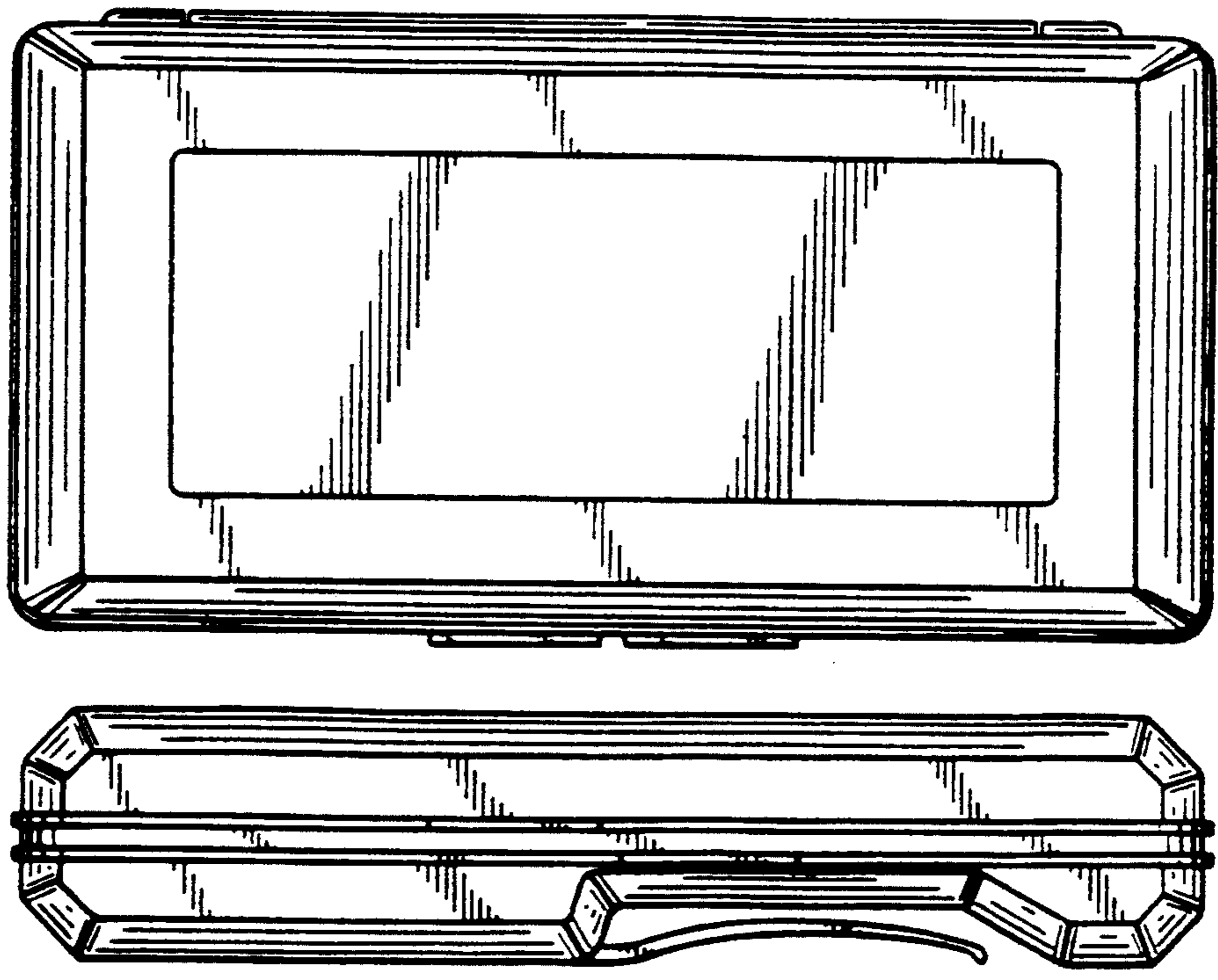


FIG. 1

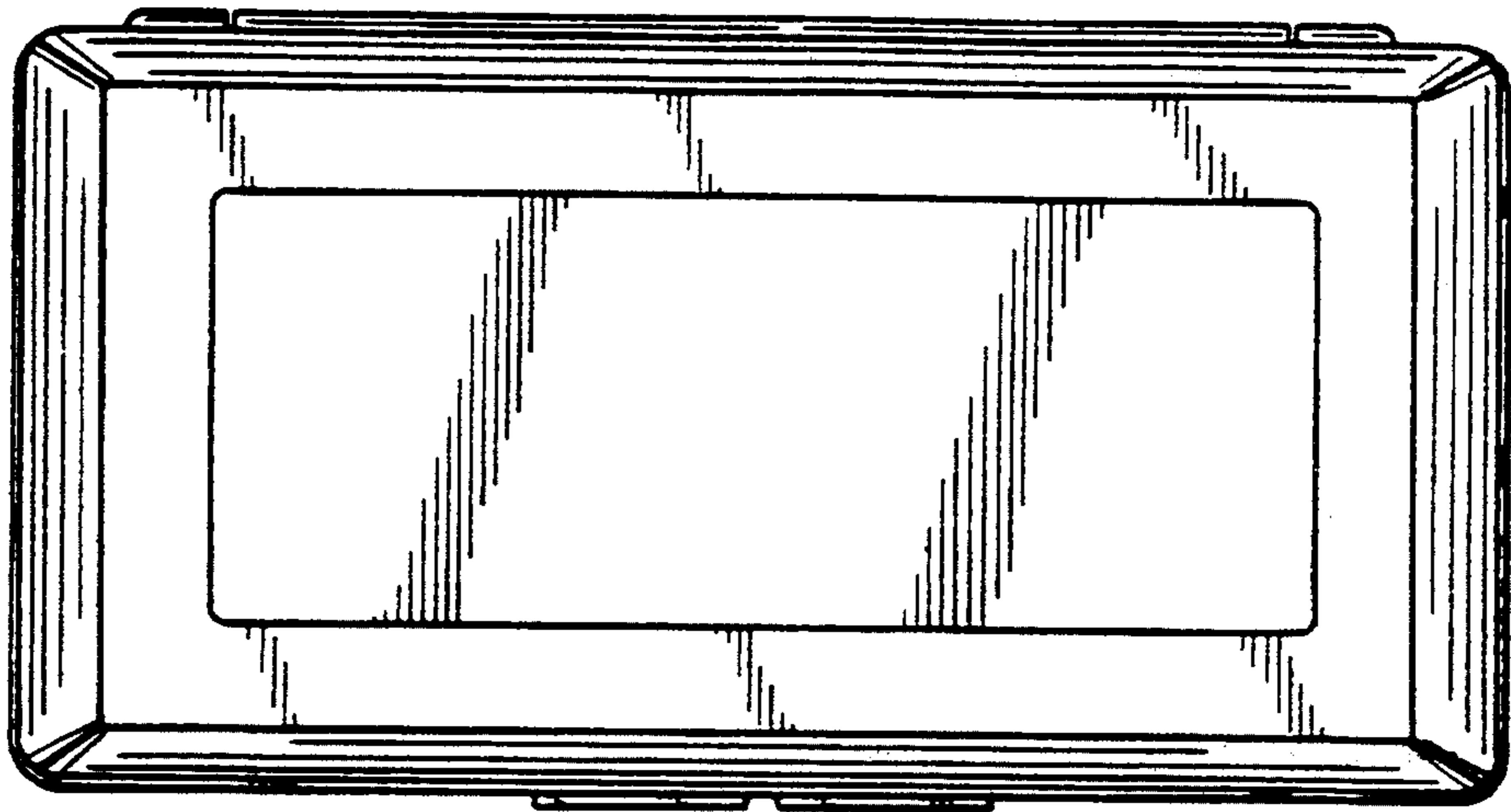


FIG. 2

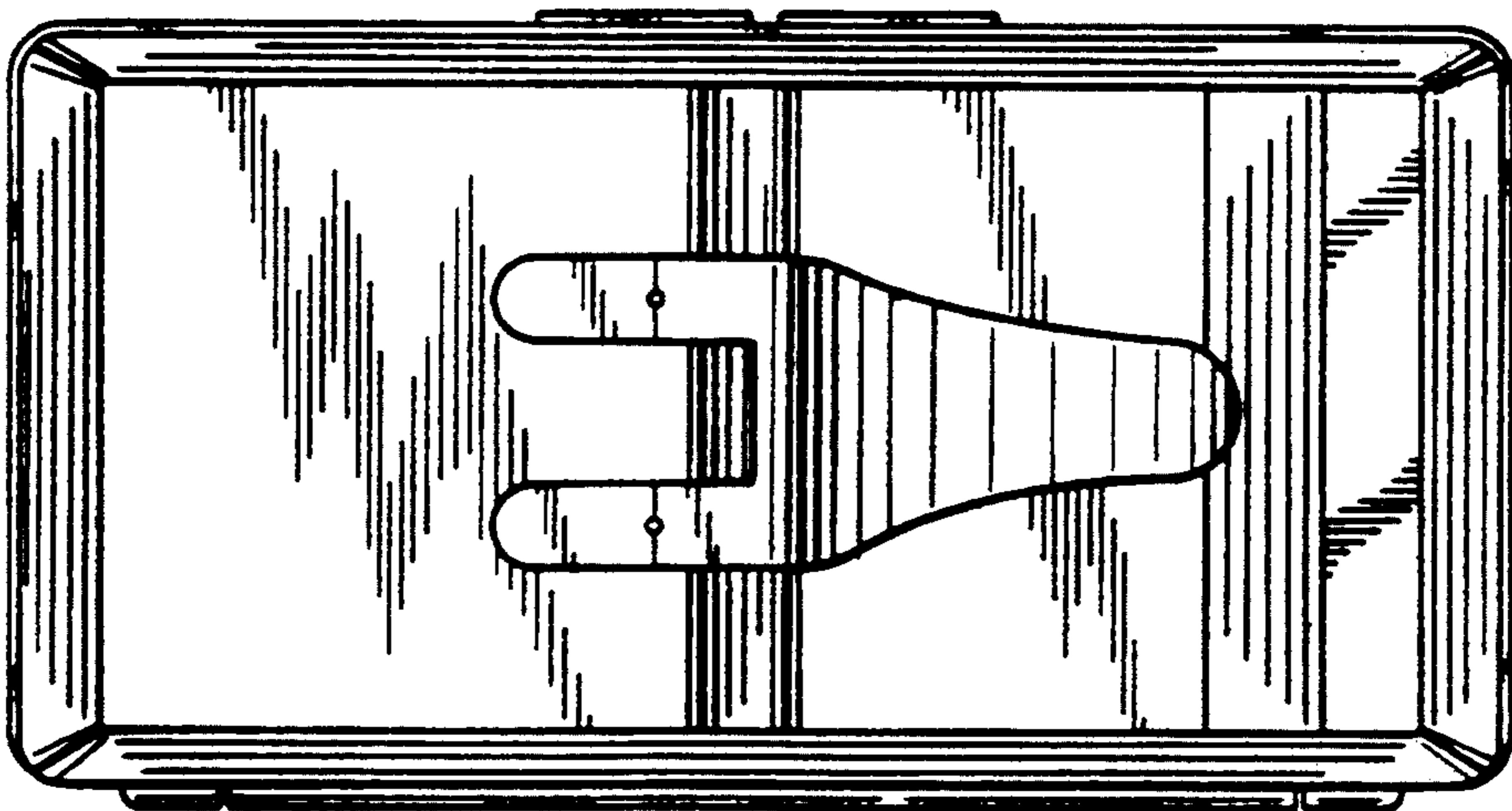


FIG. 3

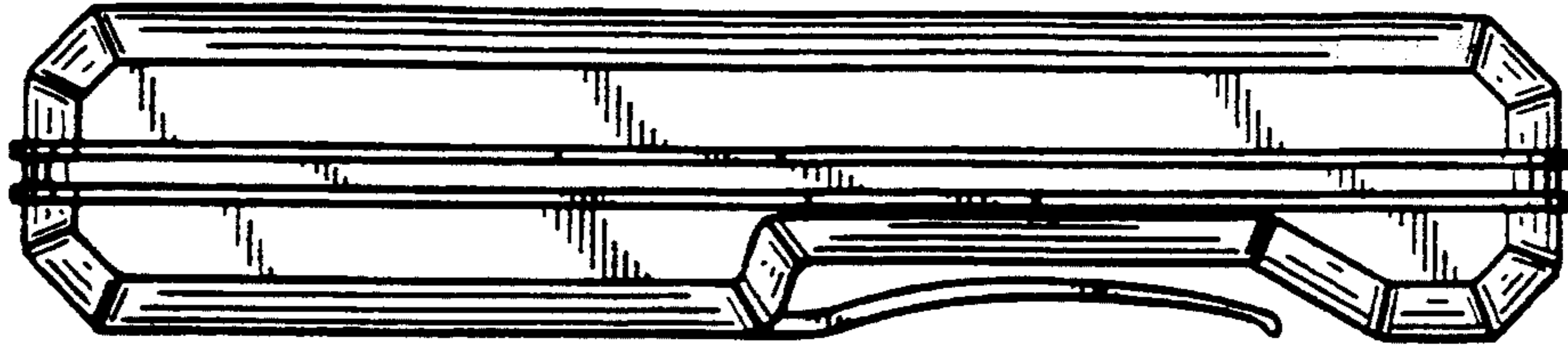


FIG. 4




FIG. 5




FIG. 6

