



US00D350224S

United States Patent [19]

[11] Patent Number: **Des. 350,224**

Buckner

[45] Date of Patent: *** Sep. 6, 1994**

[54] **TENNIS SHOE SANDAL**
[76] Inventor: **J. Bart Buckner**, 4707 Everhart Rd., #205, Corpus Christi, Tex. 78411

4,188,735	2/1980	Hahn	36/11.5
4,347,637	9/1982	Ardito	36/11.5
4,419,836	12/1983	Wong	36/11.5
4,453,322	6/1984	Marsh	36/11.5
4,584,782	4/1986	Thatcher	36/11.5
4,793,075	12/1988	Thatcher	36/11.5
4,843,736	7/1989	Courian	36/11.5
4,869,000	9/1989	York, Jr.	36/11.5
4,899,468	2/1990	Richbourg et al.	36/110
4,955,147	9/1990	Bos	36/11.5

[*] Notice: The portion of the term of this patent subsequent to Aug. 30, 2008 has been disclaimed.

[**] Term: **14 Years**

Primary Examiner—Louis S. Zarfaz
Attorney, Agent, or Firm—Timmons & Kelly

[21] Appl. No.: **901,908**

[22] Filed: **Jun. 22, 1992**

[52] U.S. Cl. **D2/916**

[57] CLAIM

[58] Field of Search D2/264, 265, 270, 283, D2/293, 308-314, 916, 918; 36/7.5, 7.7, 11.5, 110, 112-114, 132, 136

The ornamental design for a tennis shoe sandal, as shown and described.

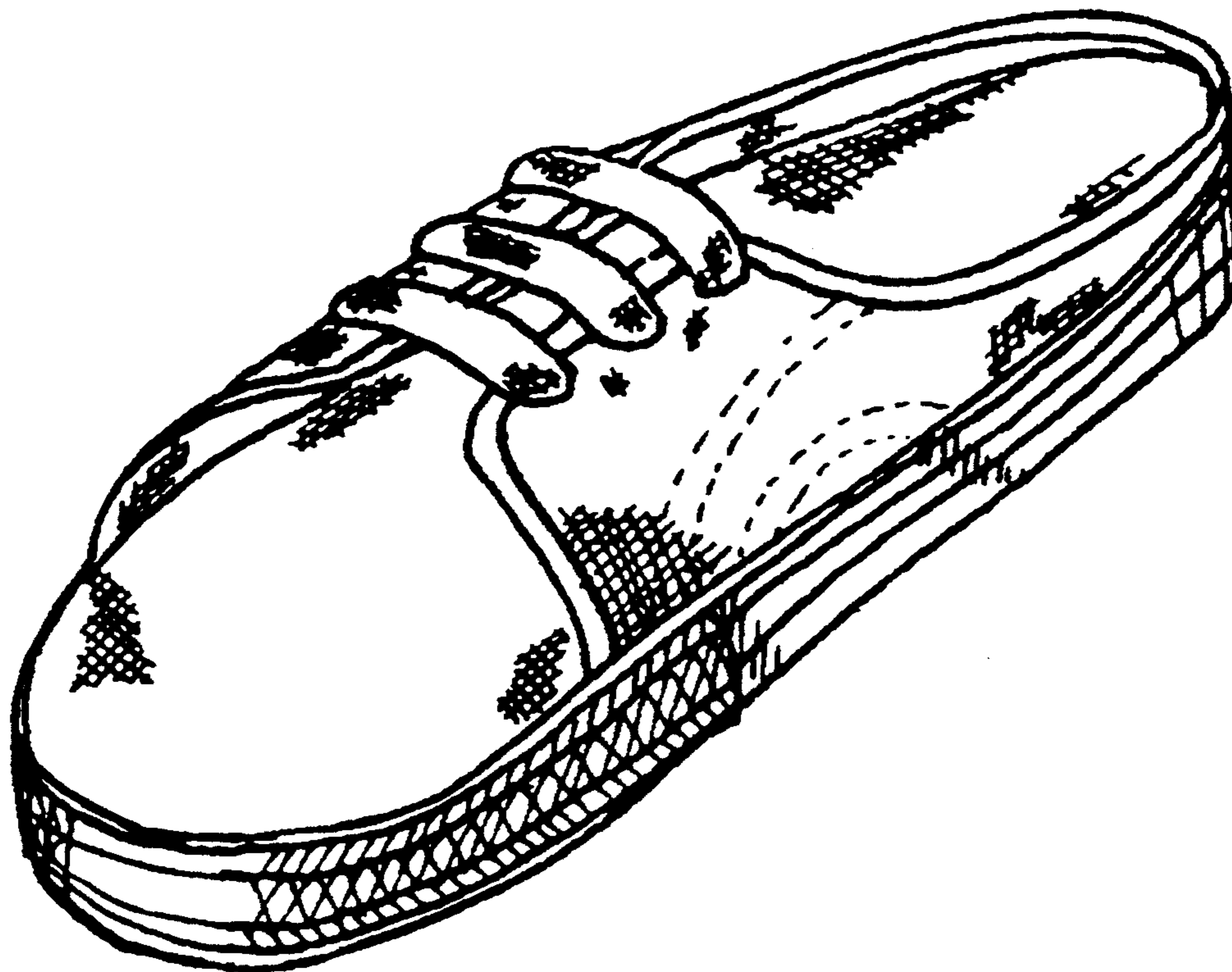
DESCRIPTION

[56] References Cited

U.S. PATENT DOCUMENTS

D. 160,091	9/1950	Lacek	D2/283
D. 247,073	1/1978	Kane et al.	D2/308
D. 247,136	2/1978	Mizoguchi	D2/310 X
D. 293,157	12/1987	Williams	D2/309 X
D. 319,141	8/1991	Matyas	D2/309
3,566,487	3/1971	Beightol	36/110

FIG. 1 is a perspective view of a tennis shoe sandal showing my new design;
FIG. 2 is a right side elevation, the opposite side being identical thereto;
FIG. 3 is a front elevation thereof;
FIG. 4 is a top plan view thereof;
FIG. 5 is a rear elevation thereof; and,
FIG. 6 is a bottom plan view thereof.



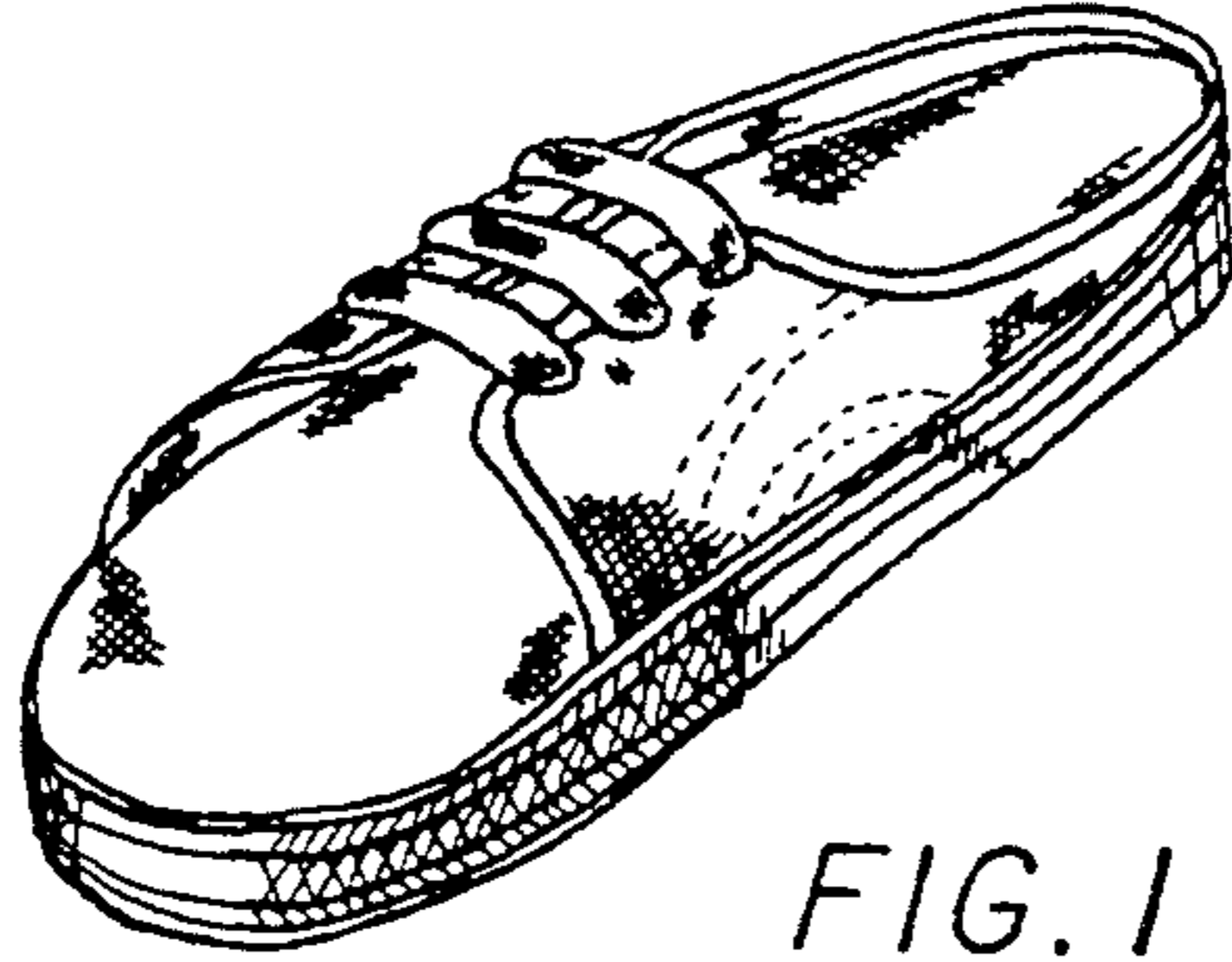


FIG. 1




FIG. 2

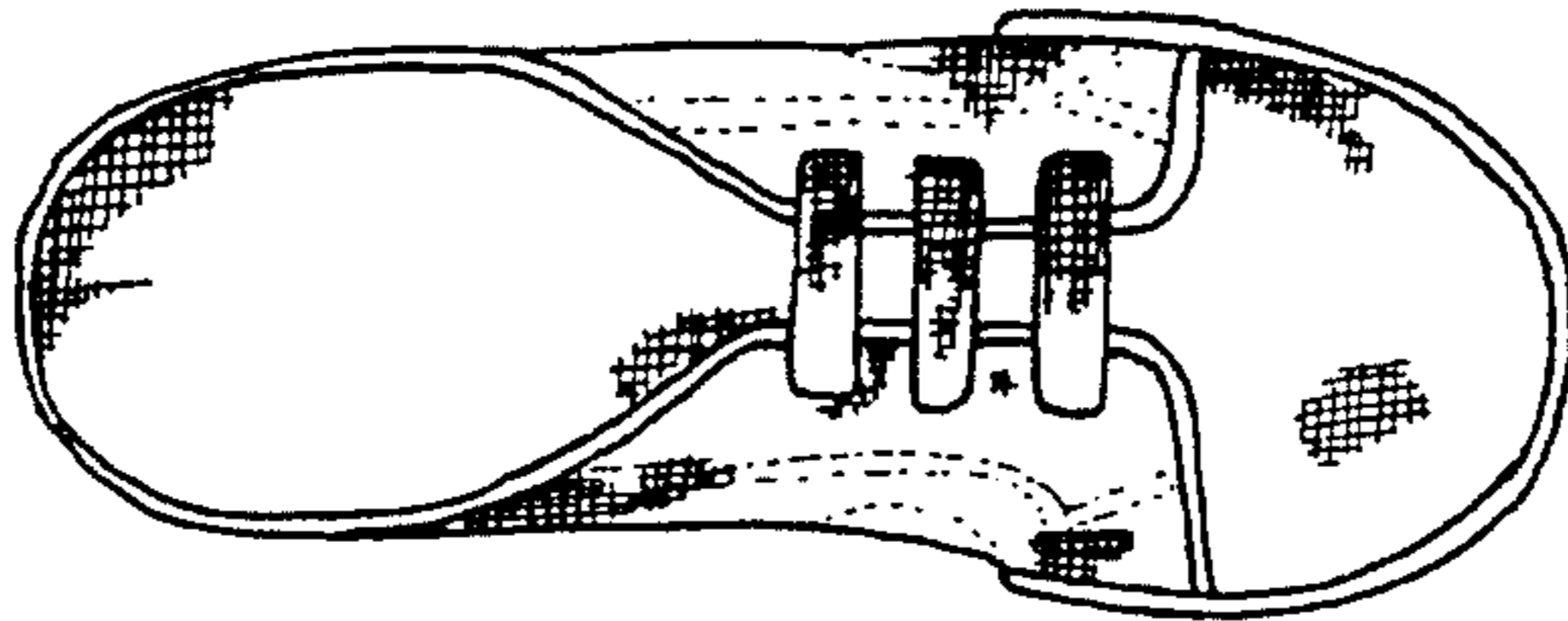


FIG. 4




FIG. 3

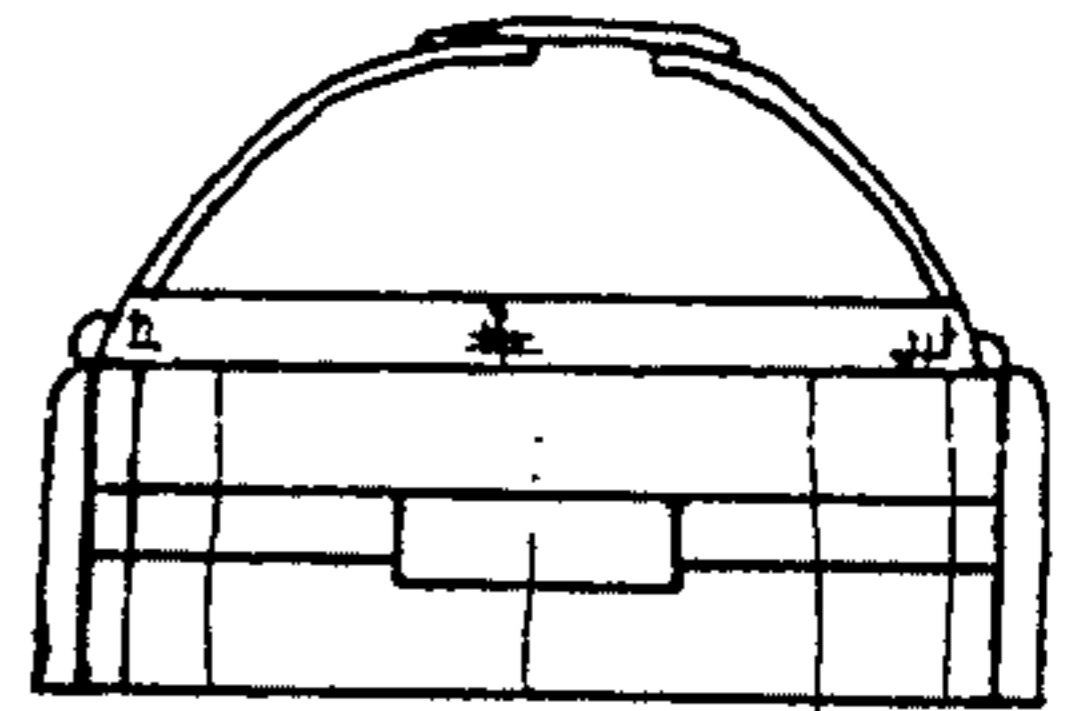


FIG. 5

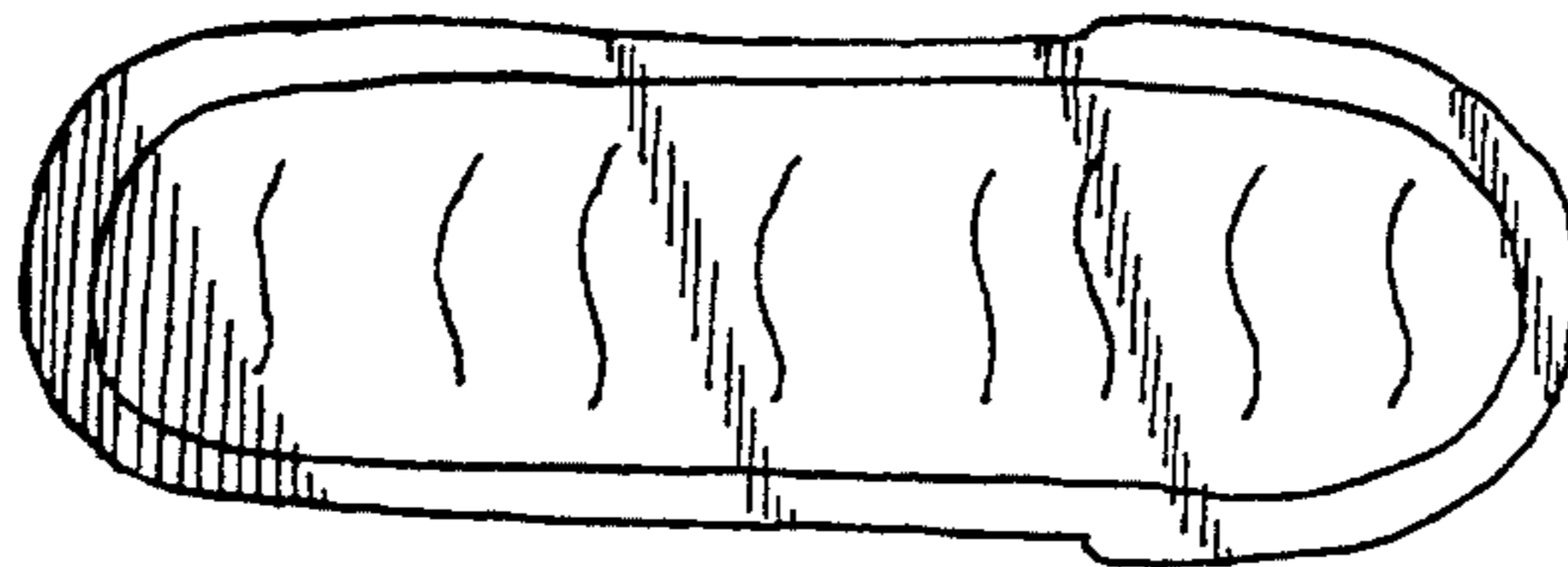


FIG. 6