



US00D350223S

**United States Patent** [19]  
**Buckner**

[11] **Patent Number: Des. 350,223**  
[45] **Date of Patent: \* Sep. 6, 1994**

[54] **TENNIS SHOE SANDAL**  
[76] **Inventor: J. Bart Buckner, 4707 Everhart Rd., #205, Corpus Christi, Tex. 78411**  
[\*] **Notice: The portion of the term of this patent subsequent to Aug. 30, 2008 has been disclaimed.**  
[\*\*] **Term: 14 Years**  
[21] **Appl. No.: 901,906**  
[22] **Filed: Jun. 22, 1992**  
[52] **U.S. Cl. .... D2/916**  
[58] **Field of Search ..... D2/264, 265, 270, 283, D2/293, 308-314, 916, 918; 36/7.5, 7.7, 11.5, 110, 112-114, 132, 136**

4,188,735	2/1980	Hahn .....	36/11.5
4,347,637	9/1982	Ardito .....	36/11.5
4,419,836	12/1983	Wong .....	36/11.5
4,453,322	6/1984	Marsh .....	36/11.5
4,584,782	4/1986	Thatcher .....	36/11.5
4,793,075	12/1988	Thatcher .....	36/11.5
4,843,736	7/1989	Courian .....	36/11.5
4,869,000	9/1989	York, Jr. ....	36/11.5
4,899,468	2/1990	Richbourg et al. ....	36/110
4,955,147	9/1990	Bos .....	36/11.5

*Primary Examiner*—Louis S. Zarfaz  
*Attorney, Agent, or Firm*—Timmons & Kelly

[57] **CLAIM**

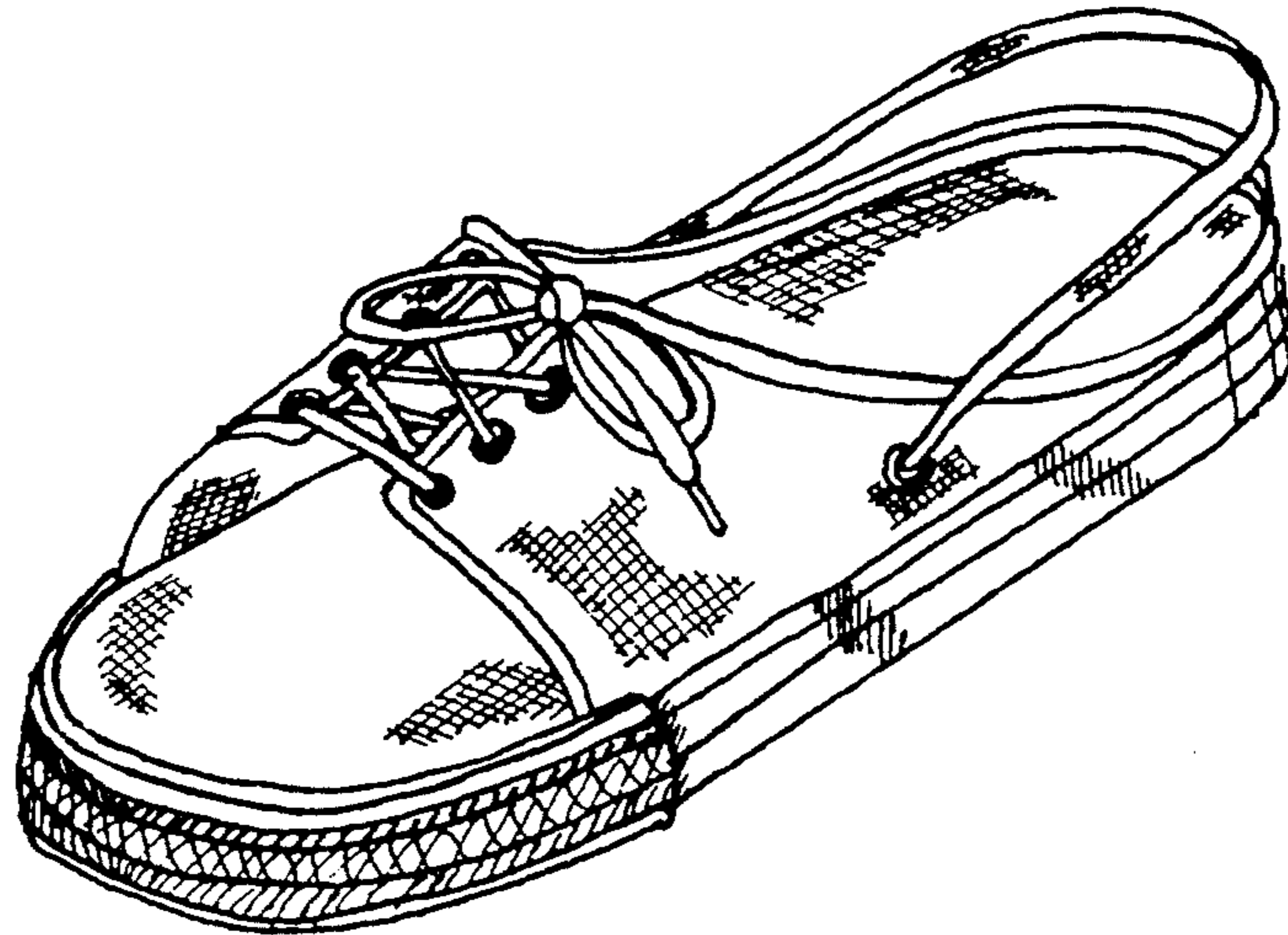
The ornamental design for a tennis shoe sandal, as shown and described.

**DESCRIPTION**

FIG. 1 is a perspective view of a tennis shoe sandal showing my new design;  
FIG. 2 is a right side elevation, the opposite side being identical thereto;  
FIG. 3 is a front elevation thereof;  
FIG. 4 is a top plan view thereof;  
FIG. 5 is a rear elevation thereof; and,  
FIG. 6 is a bottom plan view thereof.

[56] **References Cited**  
**U.S. PATENT DOCUMENTS**

D. 160,091	9/1950	Lacek .....	D2/283
D. 247,073	1/1978	Kane et al. ....	D2/308
D. 247,136	2/1978	Mizoguchi .....	D2/310 X
D. 293,157	12/1987	Williams .....	D2/309 X
D. 319,141	8/1991	Matyas .....	D2/309
3,566,487	3/1971	Beightol .....	36/110



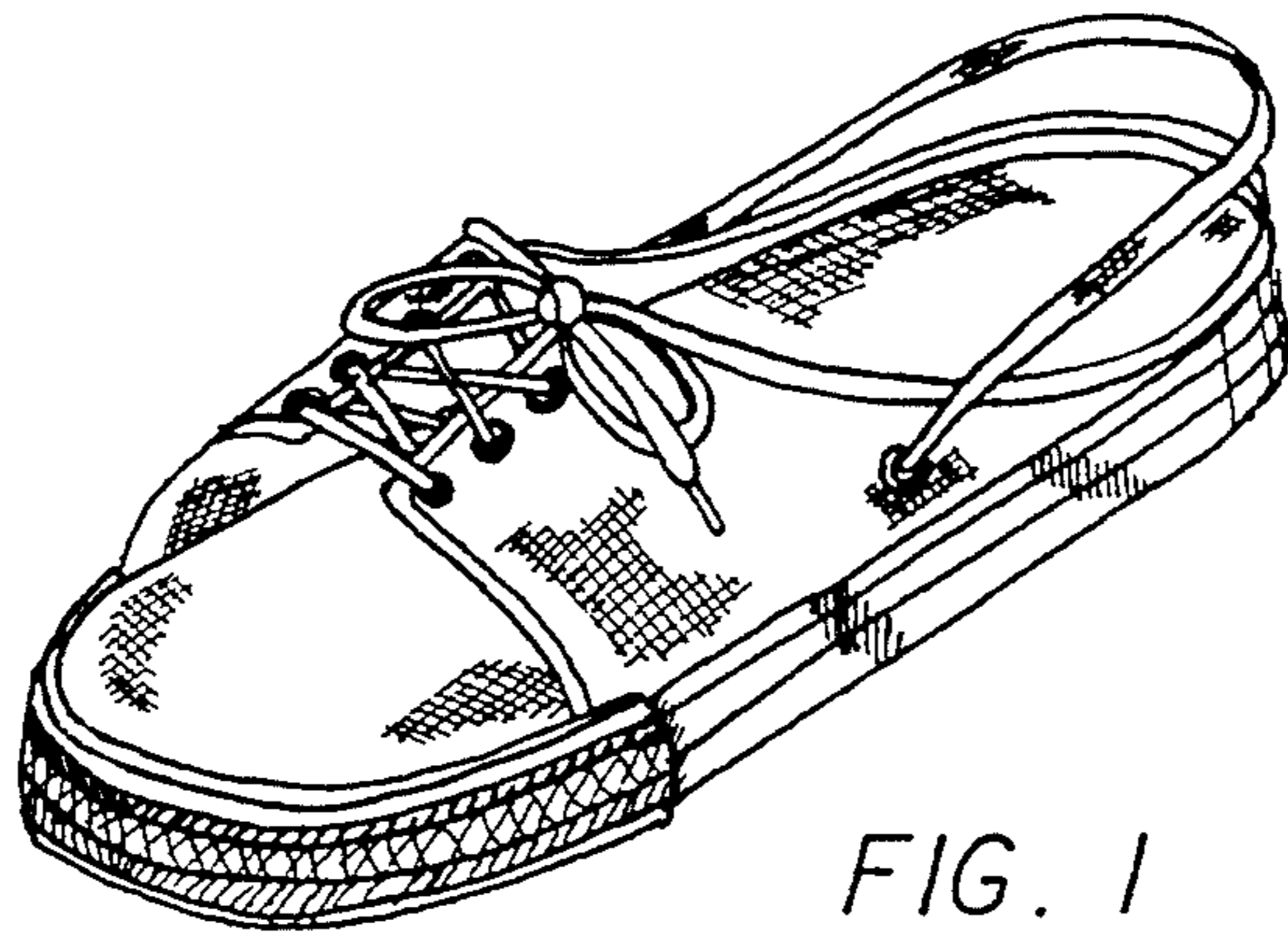


FIG. 1

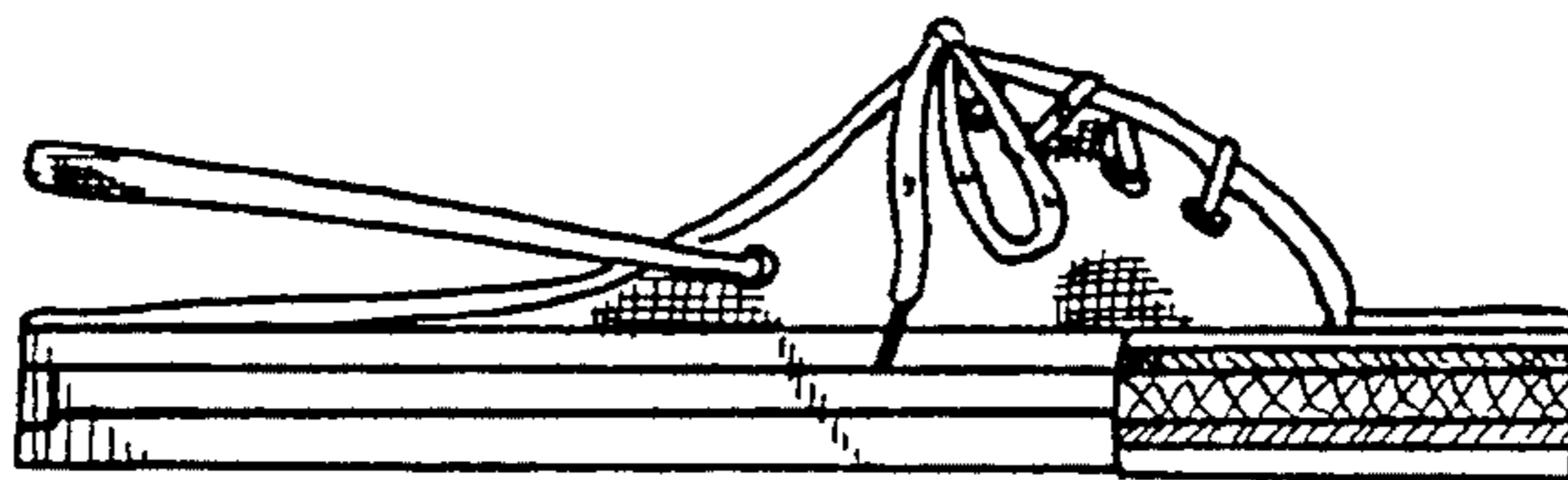


FIG. 2

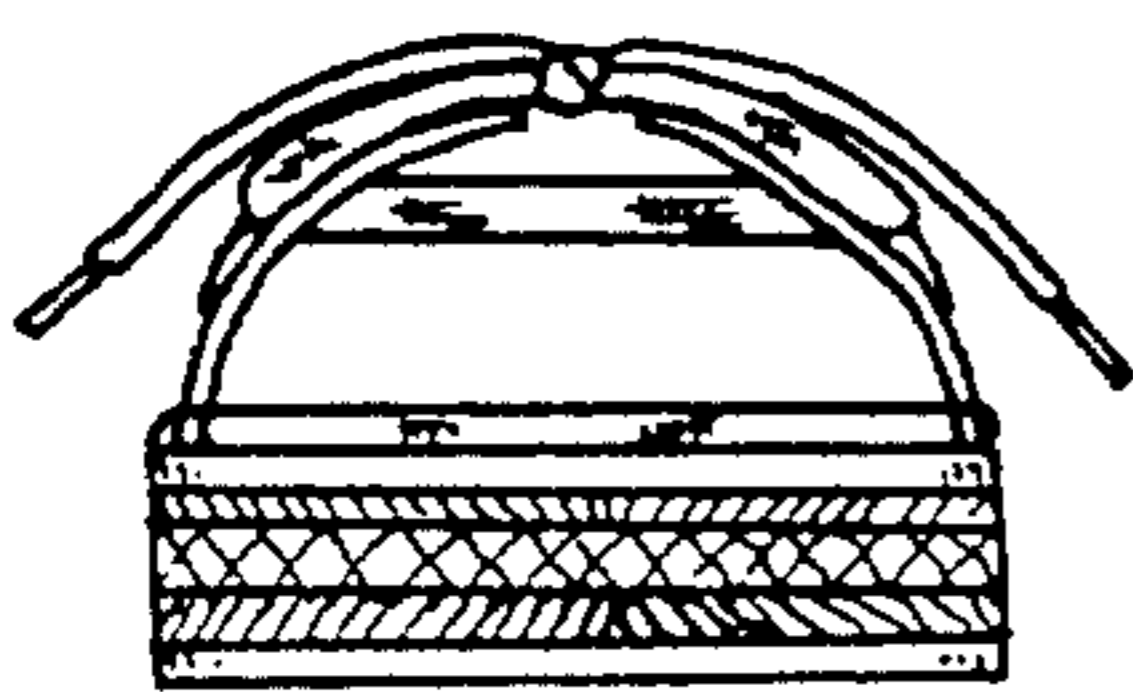


FIG. 3

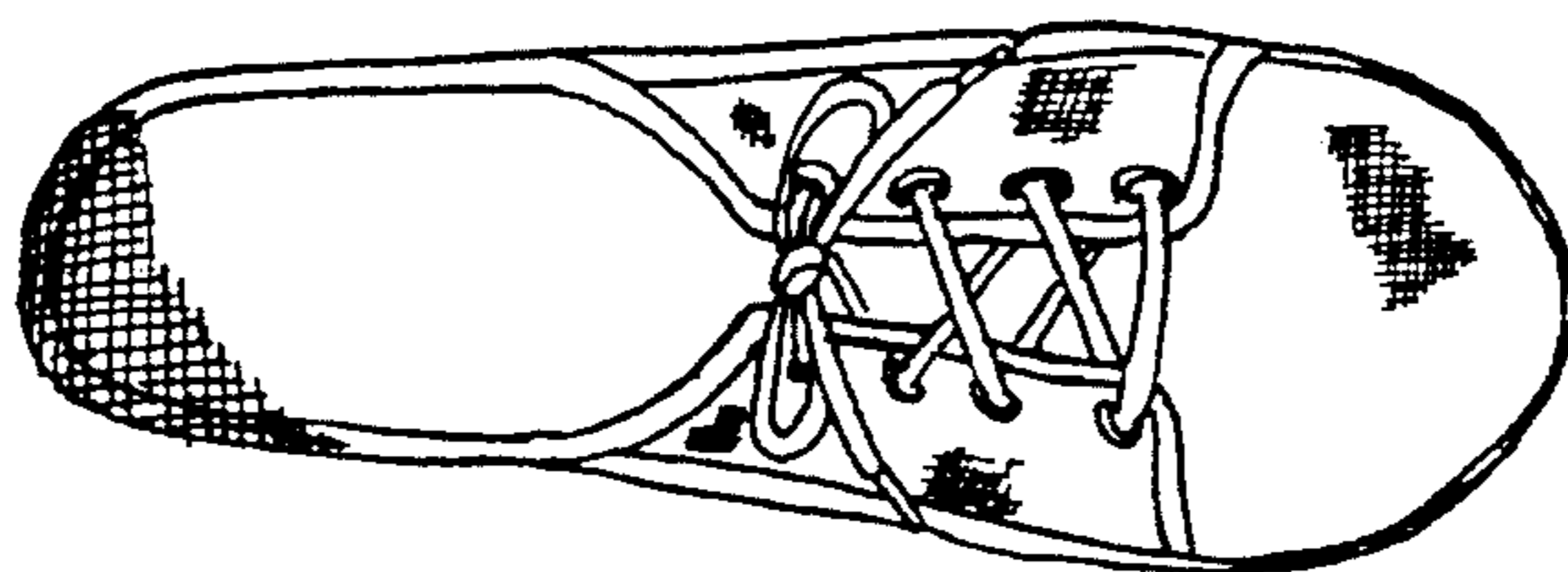


FIG. 4




FIG. 5

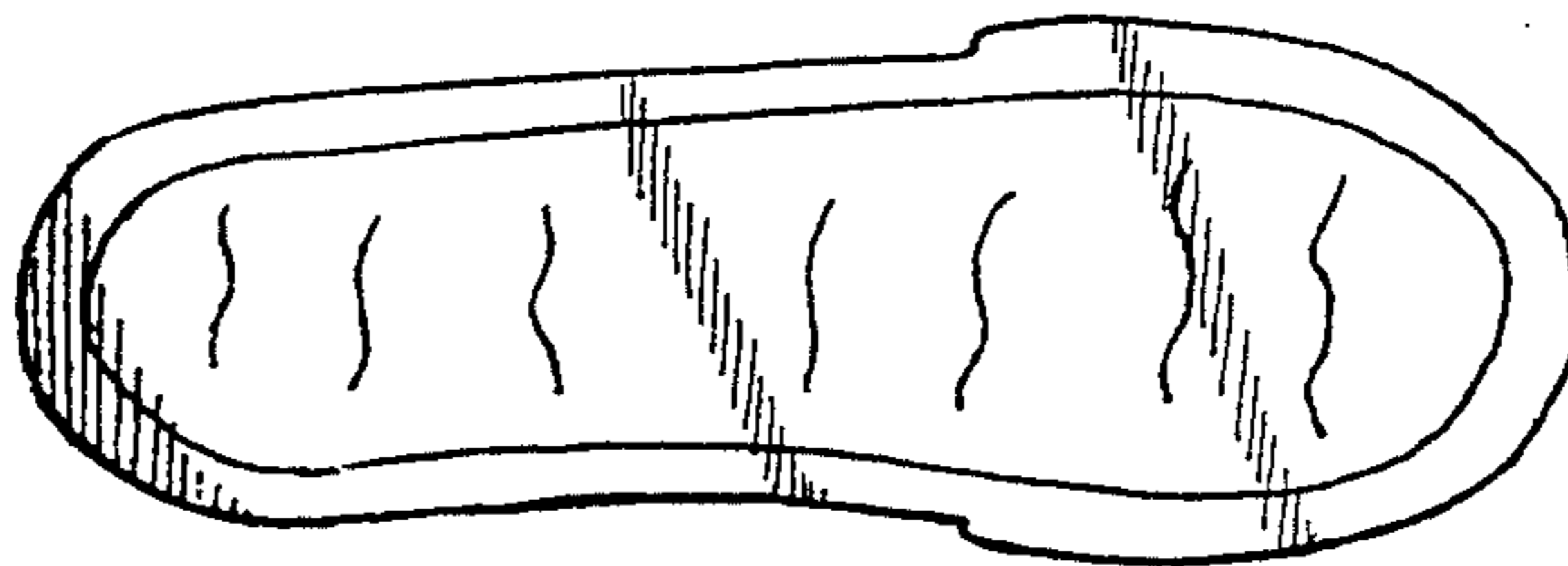


FIG. 6