



US00D350218S

United States Patent [19]

[11] Patent Number: Des. 350,218

Thomas

[45] Date of Patent: ** Aug. 30, 1994

[54] NAIL FILE WITH A SCABBARD

[75] Inventor: Dieter Thomas, Solingen, Fed. Rep. of Germany

[73] Assignee: J. A. Henckels Zwillingwerk, Solingen, Fed. Rep. of Germany

[**] Term: 14 Years

[21] Appl. No.: 939,877

[22] Filed: Sep. 8, 1992

[30] Foreign Application Priority Data

Apr. 25, 1992 [DE] Fed. Rep. of Germany M 92 03 181.1

[52] U.S. Cl. D28/59

[58] Field of Search D8/94, 102-104, D8/107, DIG. 4, DIG. 7; 132/73, 73.5, 75.6, 76.2, 76.4, 76.5; D28/56-59

[56] References Cited

U.S. PATENT DOCUMENTS

D. 153,845	5/1949	Beckstrom	D8/102
D. 213,029	12/1968	Wildgen	D8/102
D. 284,225	6/1986	Dulik	D28/59
D. 292,867	11/1987	Hölterscheidt	D8/102
D. 294,303	2/1988	Giovagnoni	D28/59
D. 324,744	3/1992	Rommerdale	D28/62
D. 331,644	12/1992	Lunderman et al.	D28/59
889,004	5/1908	Hansen	D8/102
2,408,888	10/1946	Shoop	132/75

FOREIGN PATENT DOCUMENTS

2101341 7/1972 Fed. Rep. of Germany 132/76.5
1565503 5/1969 France 132/76.4

OTHER PUBLICATIONS

Nail files shown in exhibits "A" and "B", copy in file undated.

Primary Examiner—Bernard Ansher
Assistant Examiner—C. Tuttle
Attorney, Agent, or Firm—Hill, Steadman & Simpson

[57] CLAIM

The ornamental design for a nail file with a scabbard, as shown and described.

DESCRIPTION

FIG. 1 is a perspective view of a nail file with a scabbard, shown without the scabbard element for clarity of illustration;
FIG. 2 is a right side elevational view thereof;
FIG. 3 is a top plan view thereof;
FIG. 4 is a left side elevational view thereof;
FIG. 5 is a front end elevational view thereof;
FIG. 6 is a rear end elevational view thereof;
FIG. 7 is a perspective view of the scabbard element, shown separately for clarity of illustration;
FIG. 8 is a top plan view thereof;
FIG. 9 is a right side elevational view thereof;
FIG. 10 is a front end elevational view thereof;
FIG. 11 is a rear end elevational view thereof; and,
FIG. 12 is a perspective of the assembled article.

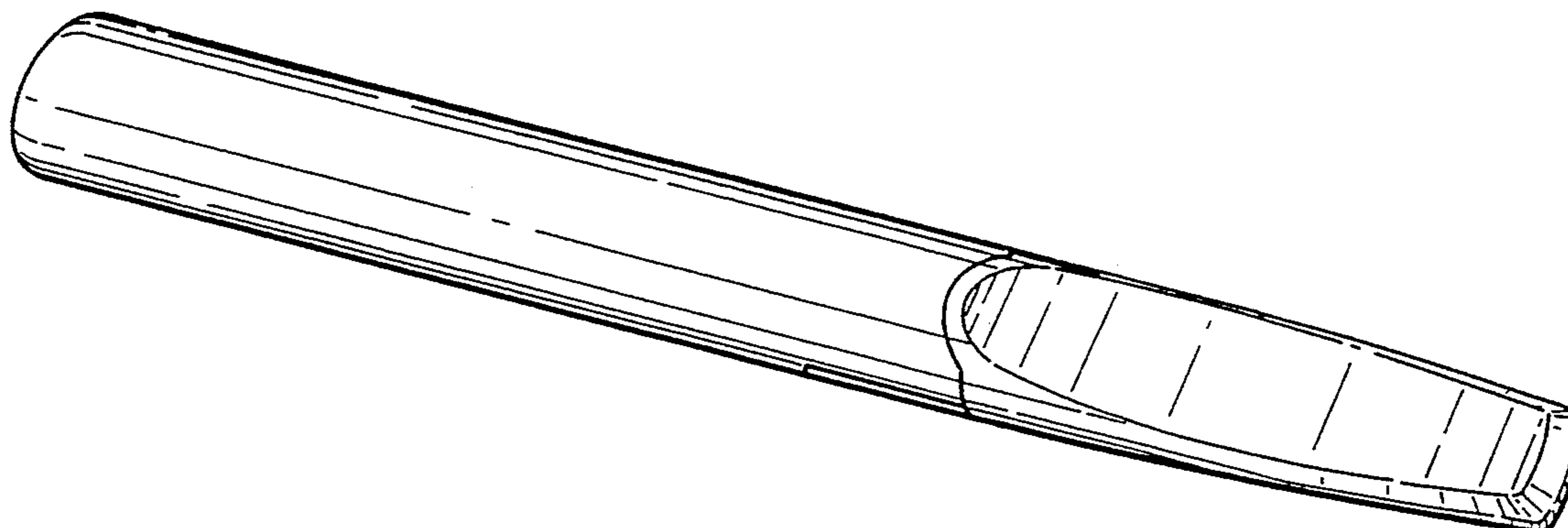
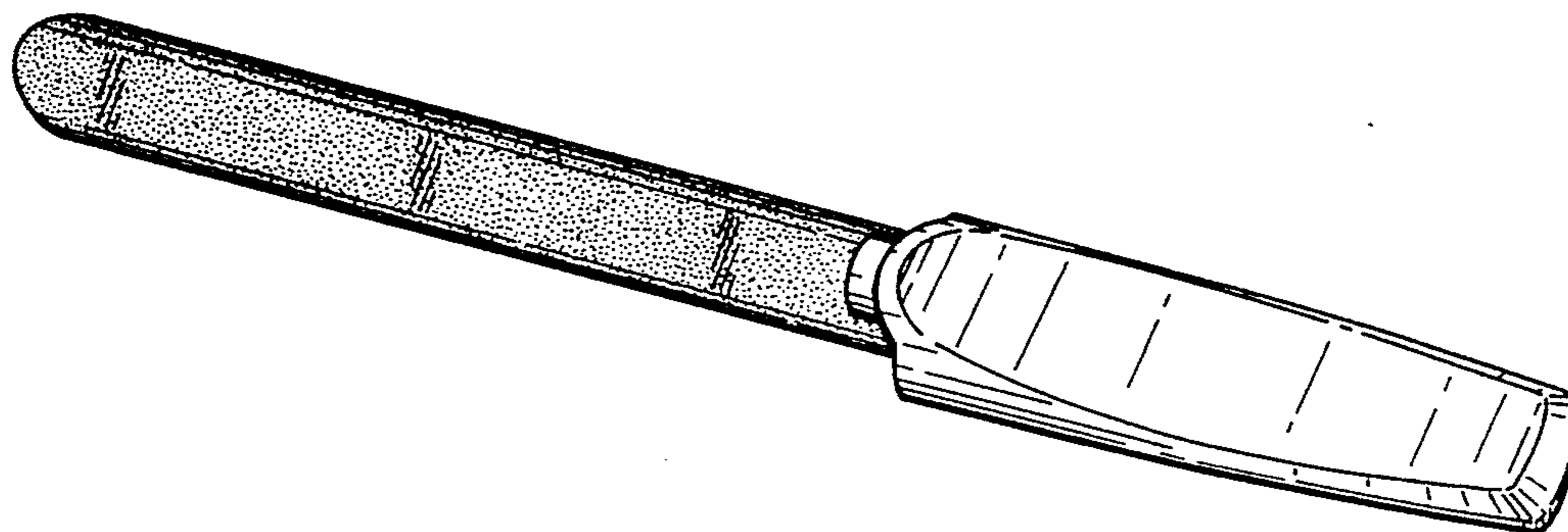


FIG. 1

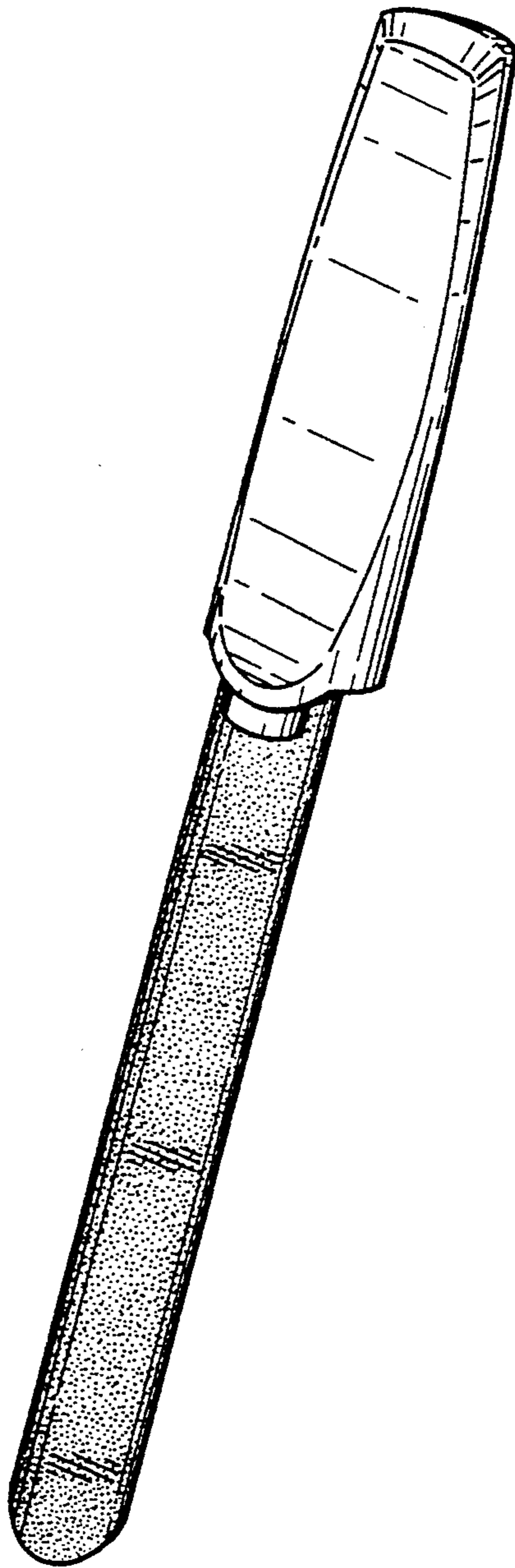


FIG. 2




FIG. 3

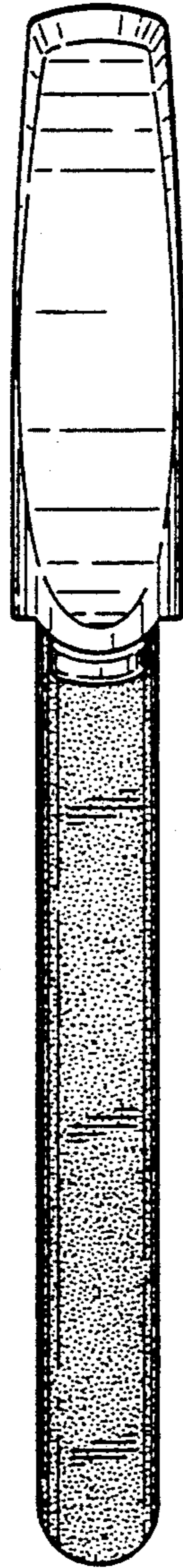


FIG. 5



FIG. 6

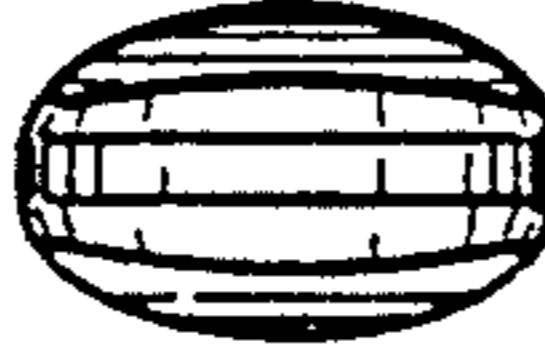


FIG. 4

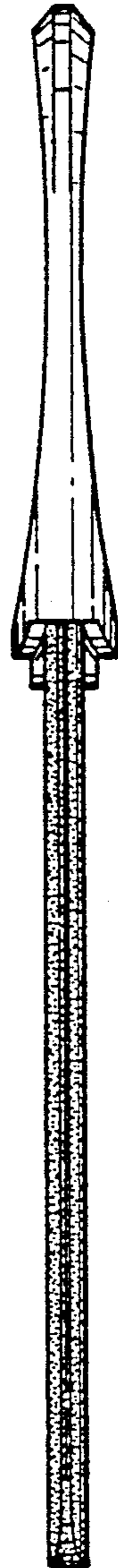


FIG. 7

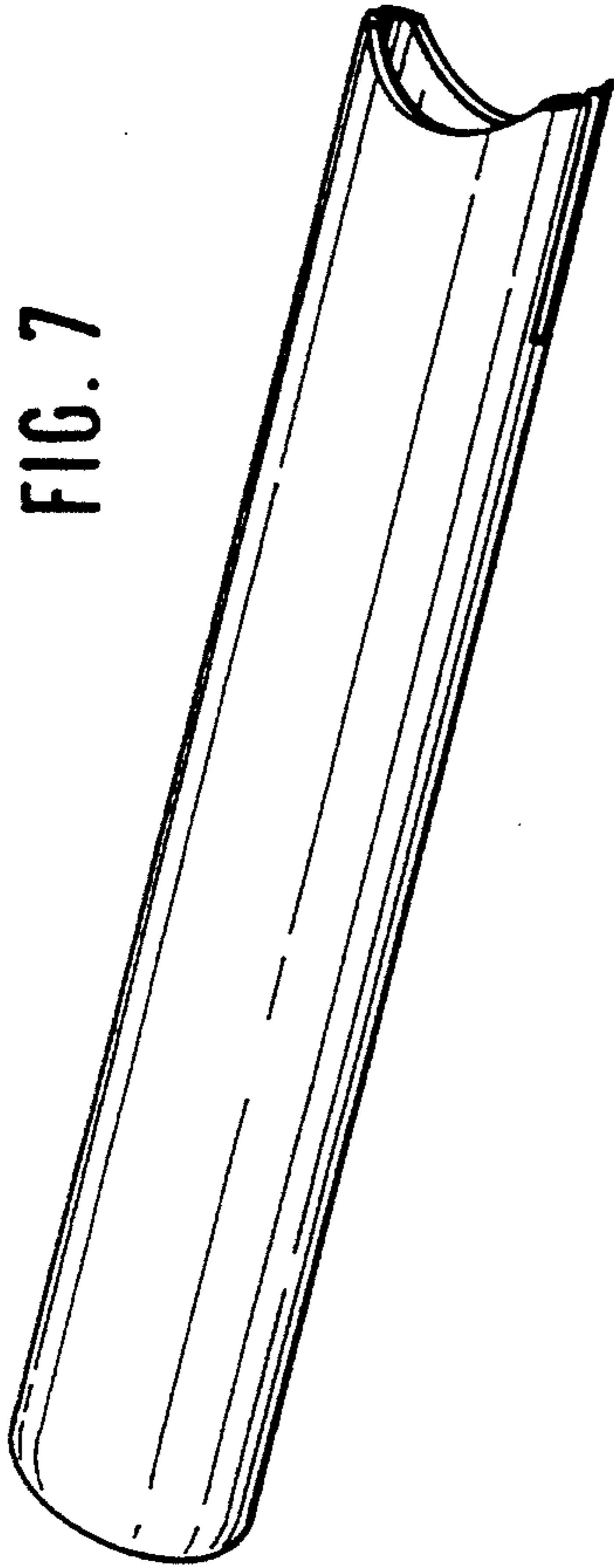


FIG. 10



FIG. 8




FIG. 11



FIG. 9




FIG. 12

