



US00D350185S

# United States Patent [19]

Clark et al.

[11] Patent Number: Des. 350,185

[45] Date of Patent: \*\* Aug. 30, 1994

[54] BATHTUB

[75] Inventors: **Carolynn L. Clark**, Memphis; **Fred W. Dierks**, Adamsville, both of Tenn.

[73] Assignee: **Aqua Glass Corporation**, Adamsville, Tenn.

[\*\*] Term: **14 Years**

[21] Appl. No.: **920,211**

[22] Filed: **Jul. 24, 1992**

[52] U.S. Cl. .... **D23/277**

[58] Field of Search ..... 4/538, 546, 559, 584, 4/592, 593; D23/277-283; D24/201-205

[56] **References Cited**

**U.S. PATENT DOCUMENTS**

- D. 241,441 9/1976 Rosenhaus ..... D23/277
- D. 264,627 5/1982 Longmire ..... D23/281 X

- D. 266,941 11/1982 Stairs, Jr. .... D23/280
- D. 288,470 2/1987 Diamond ..... D23/277
- D. 318,323 7/1991 Stairs, Jr. .... D23/277
- D. 332,995 2/1993 Dwortzky ..... D23/275
- 4,716,605 1/1988 Shepard et al. .... 4/541.2

*Primary Examiner*—James R. Lagen  
*Attorney, Agent, or Firm*—Edgar A. Zarins; Malcolm L. Sutherland

[57] **CLAIM**

The ornamental design for a bathtub, as shown and described.

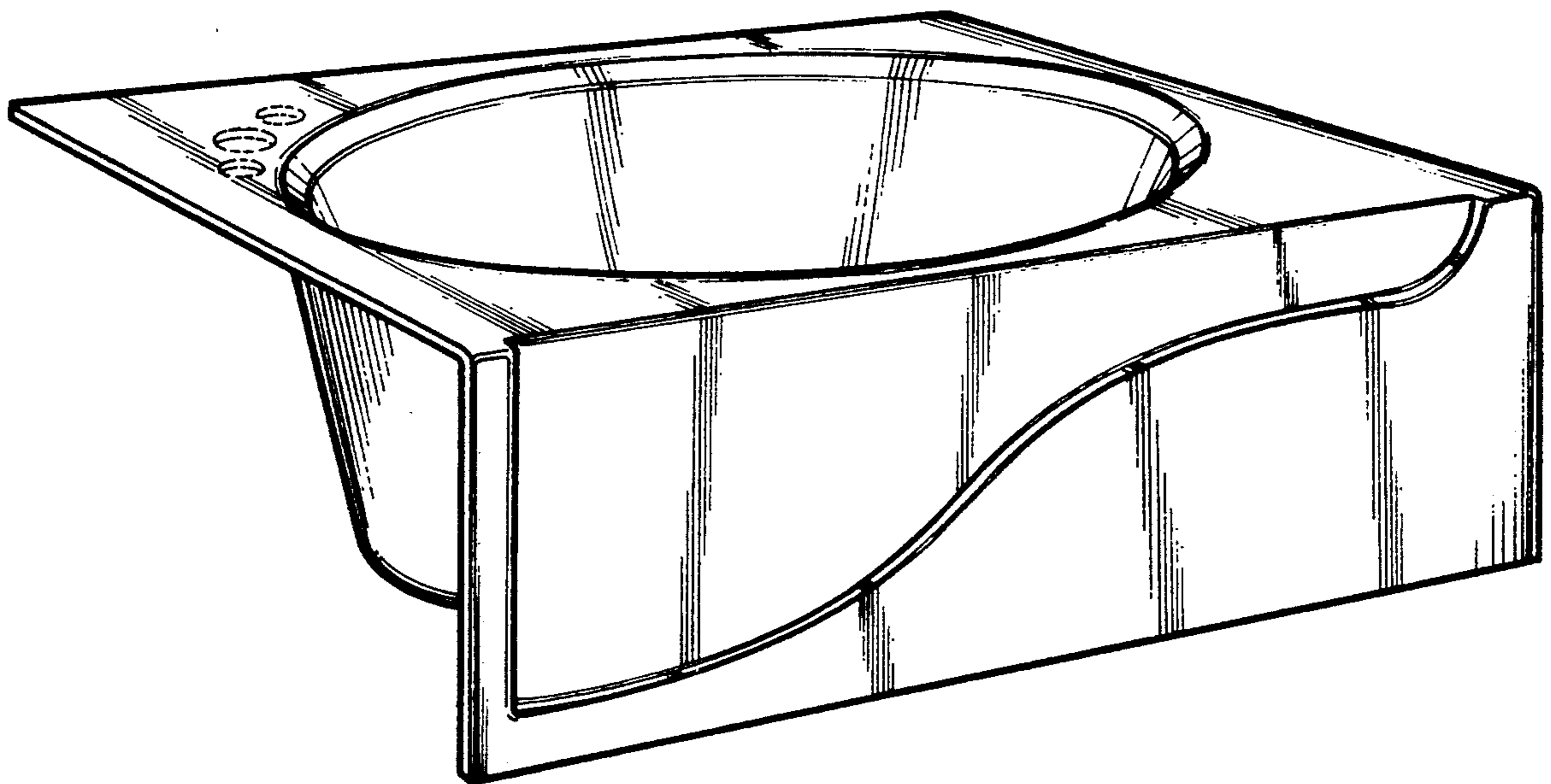
**DESCRIPTION**

FIG. 1 is a top front perspective view of a bathtub showing our design;

FIG. 2 is a top plan view thereof; and,

FIG. 3 is a front elevational view thereof.

The broken line representation of opening in FIGS. 1 and 2 are for purposes of illustration only and form no part of the claimed design.



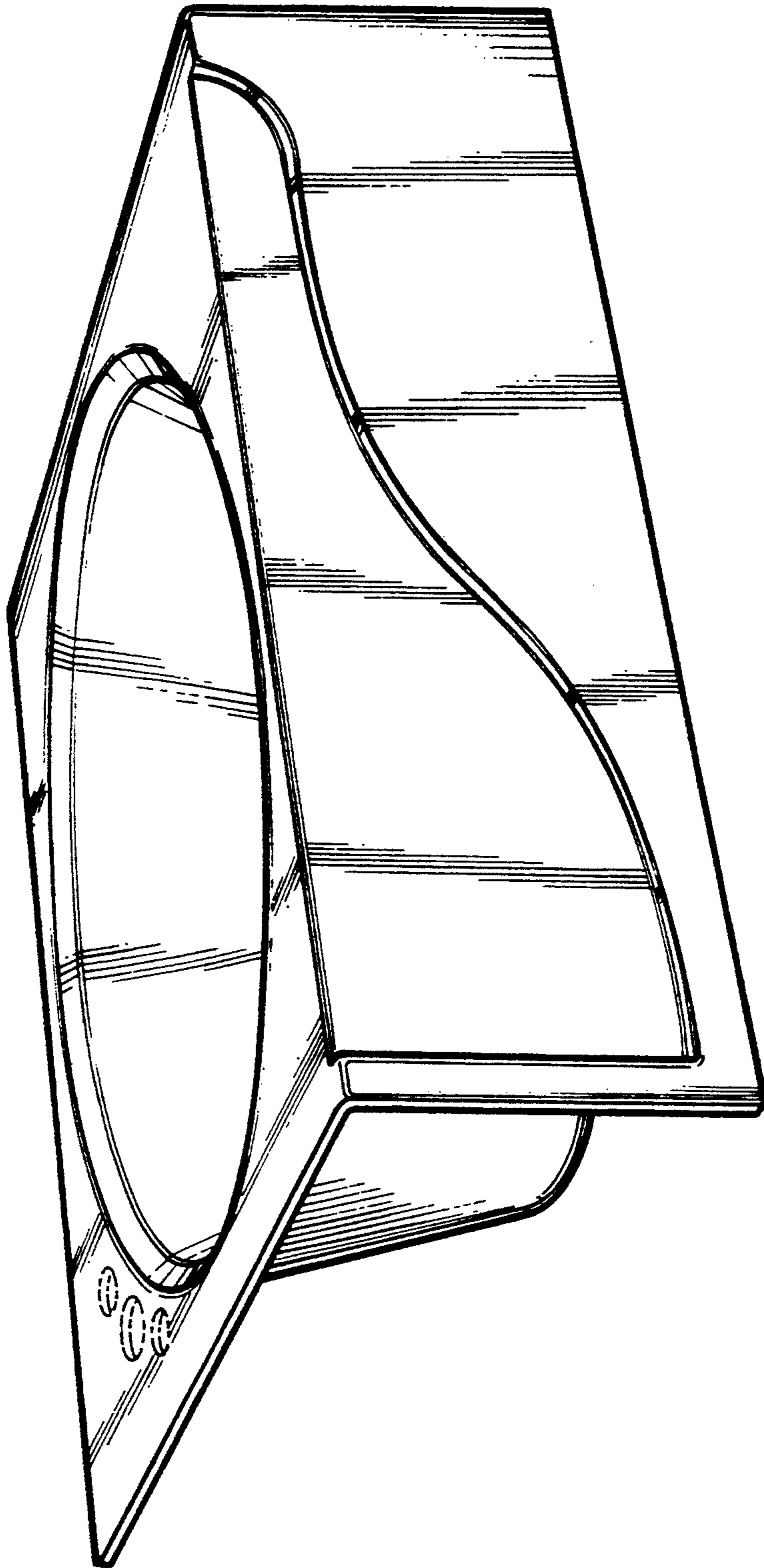


Fig-1

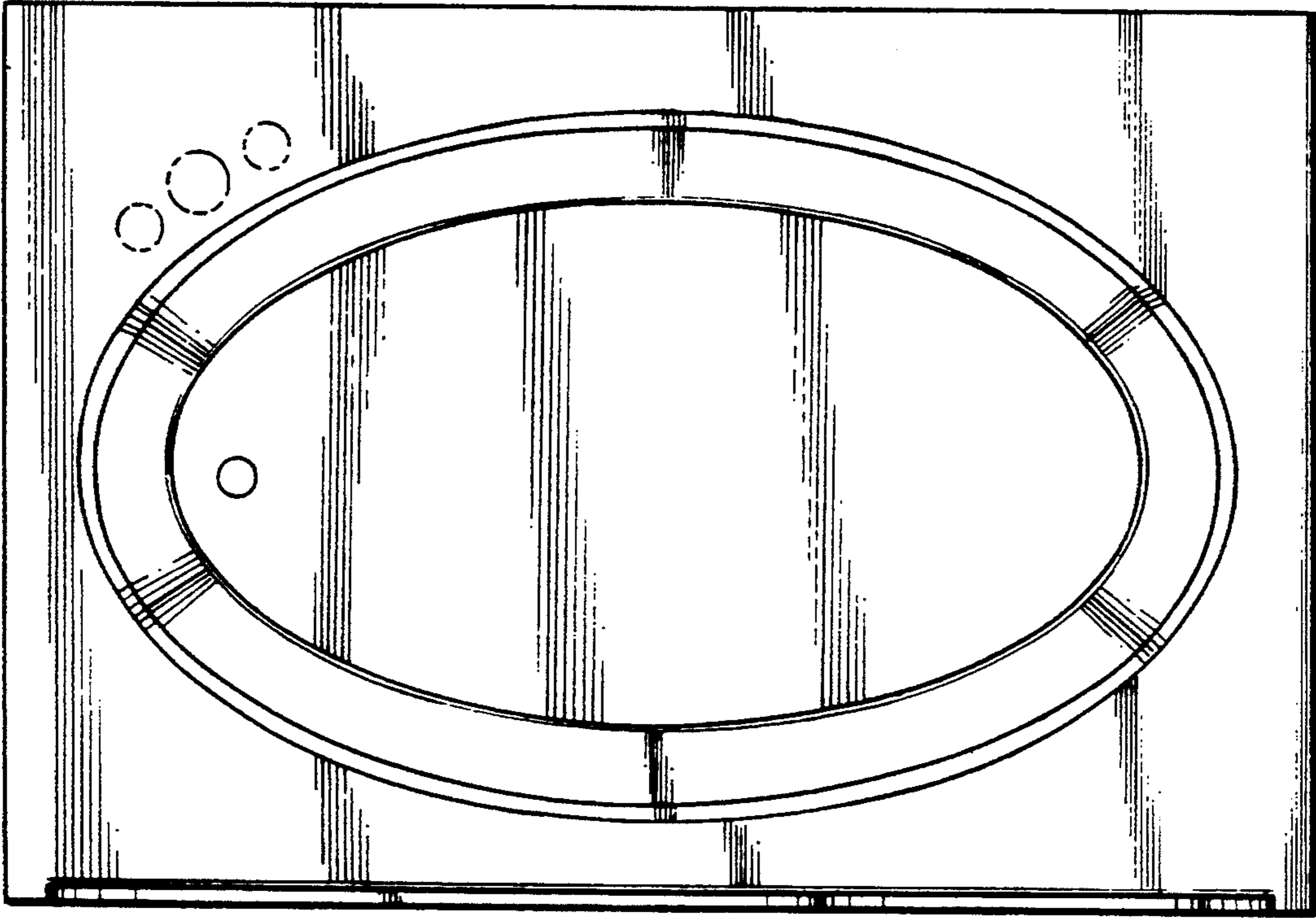


Fig-2

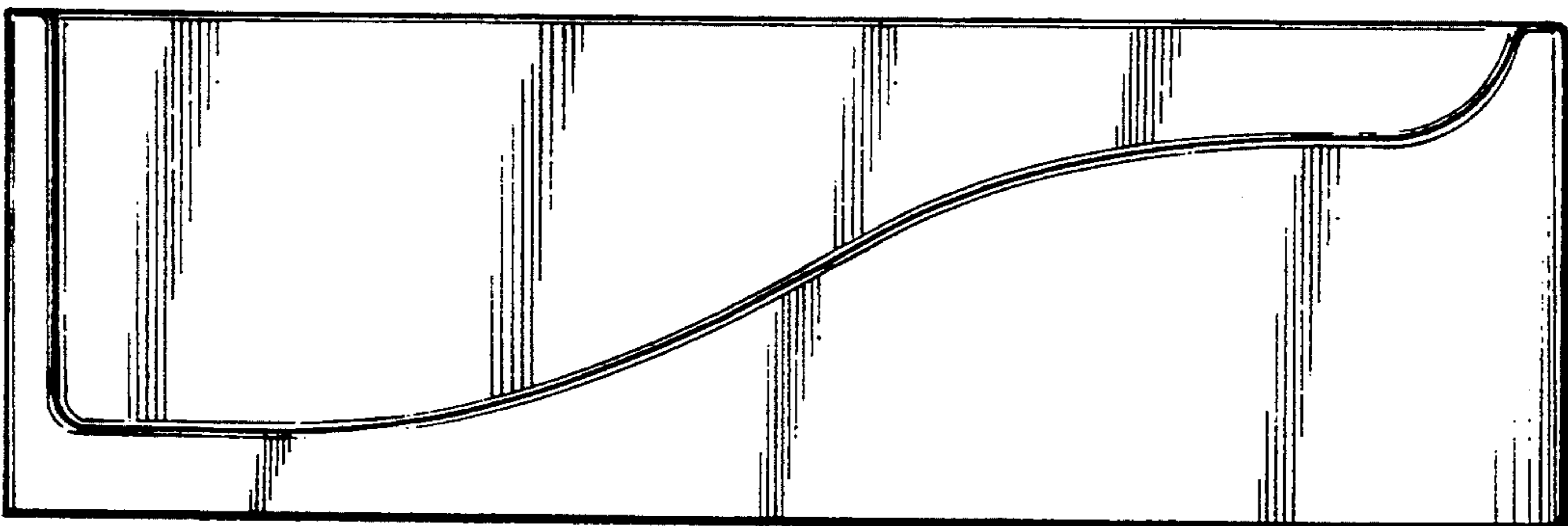


Fig-3