



US00D350184S

United States Patent [19]
Kohler, Jr.

[11] **Patent Number: Des. 350,184**
[45] **Date of Patent: ** Aug. 30, 1994**

[54] **HANDLE FOR A PLUMBING FITTING**

[75] **Inventor: Herbert V. Kohler, Jr., Kohler, Wis.**

[73] **Assignee: Kohler Co., Kohler, Wis.**

[**] **Term: 14 Years**

[21] **Appl. No.: 3,781**

[22] **Filed: Jan. 14, 1993**

[52] **U.S. Cl. D23/250; D8/307;
D8/310**

[58] **Field of Search D8/300, 307-312;
16/110 R, 118, 121; 4/675-678; D23/238-243,
250-254**

[56] **References Cited**

U.S. PATENT DOCUMENTS

D. 4,107	6/1870	Kunze	D8/307
D. 5,964	6/1872	Young	D8/307 X
D. 30,436	3/1899	Matthews	D8/312 X
D. 47,069	3/1915	Burns	D8/387
D. 72,772	5/1927	Kipper	D8/307
D. 90,772	9/1933	Kasch	D8/307
D. 102,310	12/1936	Anderson	D8/307
D. 274,690	7/1984	Cesaroni	D8/310
D. 298,564	11/1988	Paul	D23/250 X

OTHER PUBLICATIONS

Undated Sterling catalog page showing faucet C6C90 with handles (admitted prior art).

Pg. 9 of undated Bathroom Jewelry ad showing various handles (admitted prior art).

Undated Kallista ad showing Gold Sovereign basin set with handles (admitted prior art).

Primary Examiner—James R. Largen

Attorney, Agent, or Firm—Quarles & Brady

[57] **CLAIM**

The ornamental design for a handle for a plumbing fitting, as shown and described.

DESCRIPTION

FIG. 1 is a top perspective view of a handle for a plumbing fitting showing my new design;

FIG. 2 is a side elevational view thereof;

FIG. 3 is another side elevational view in which the handle has been rotated about its vertical axis 18 degrees relative to FIG. 2;

FIG. 4 is a top plan view of FIG. 2; and,

FIG. 5 is a bottom plan view thereof.

The broken line representation of a plumbing handle skirt in FIG. 3 is for purposes of illustration only and forms no part of the claimed design.

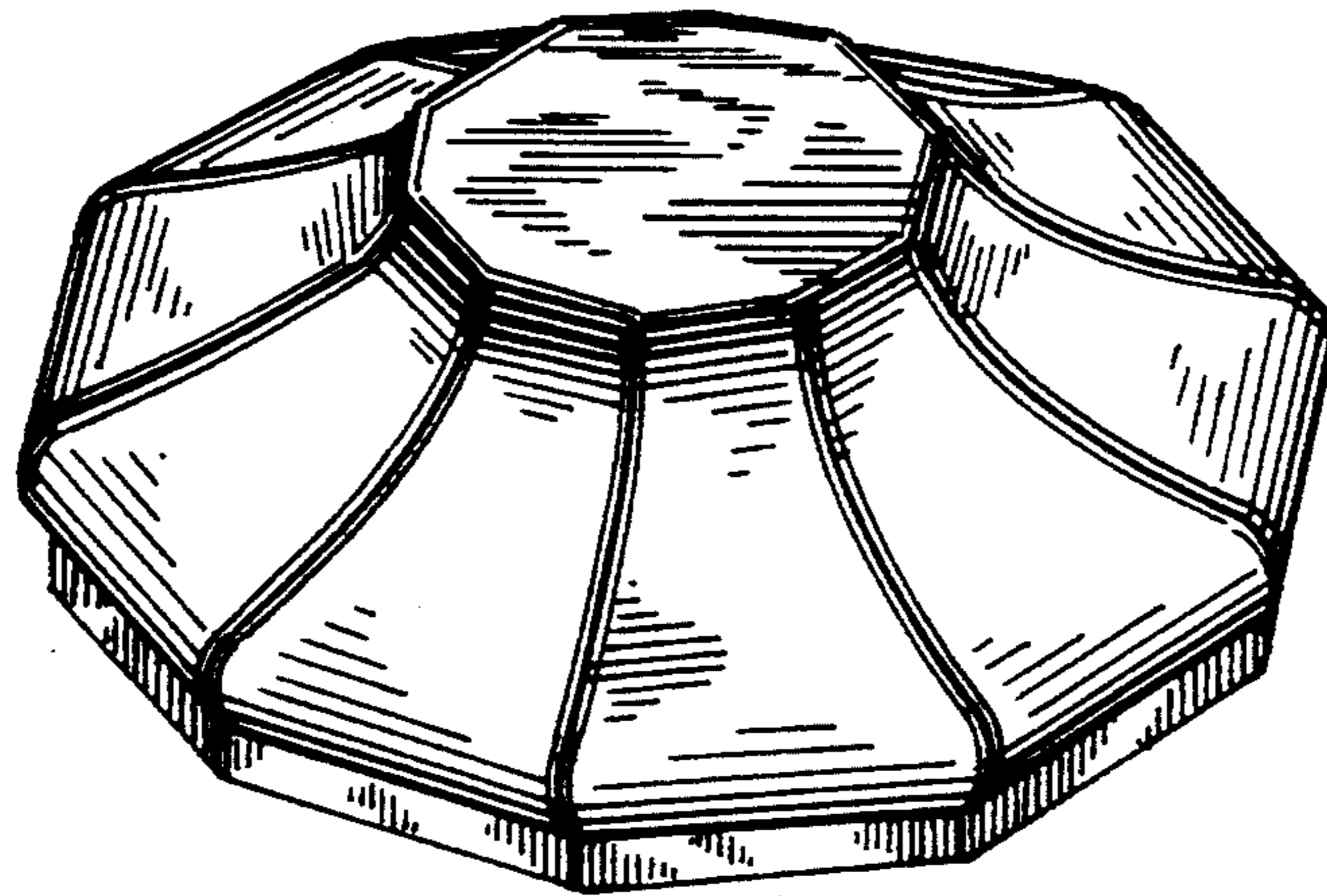


FIG. 1

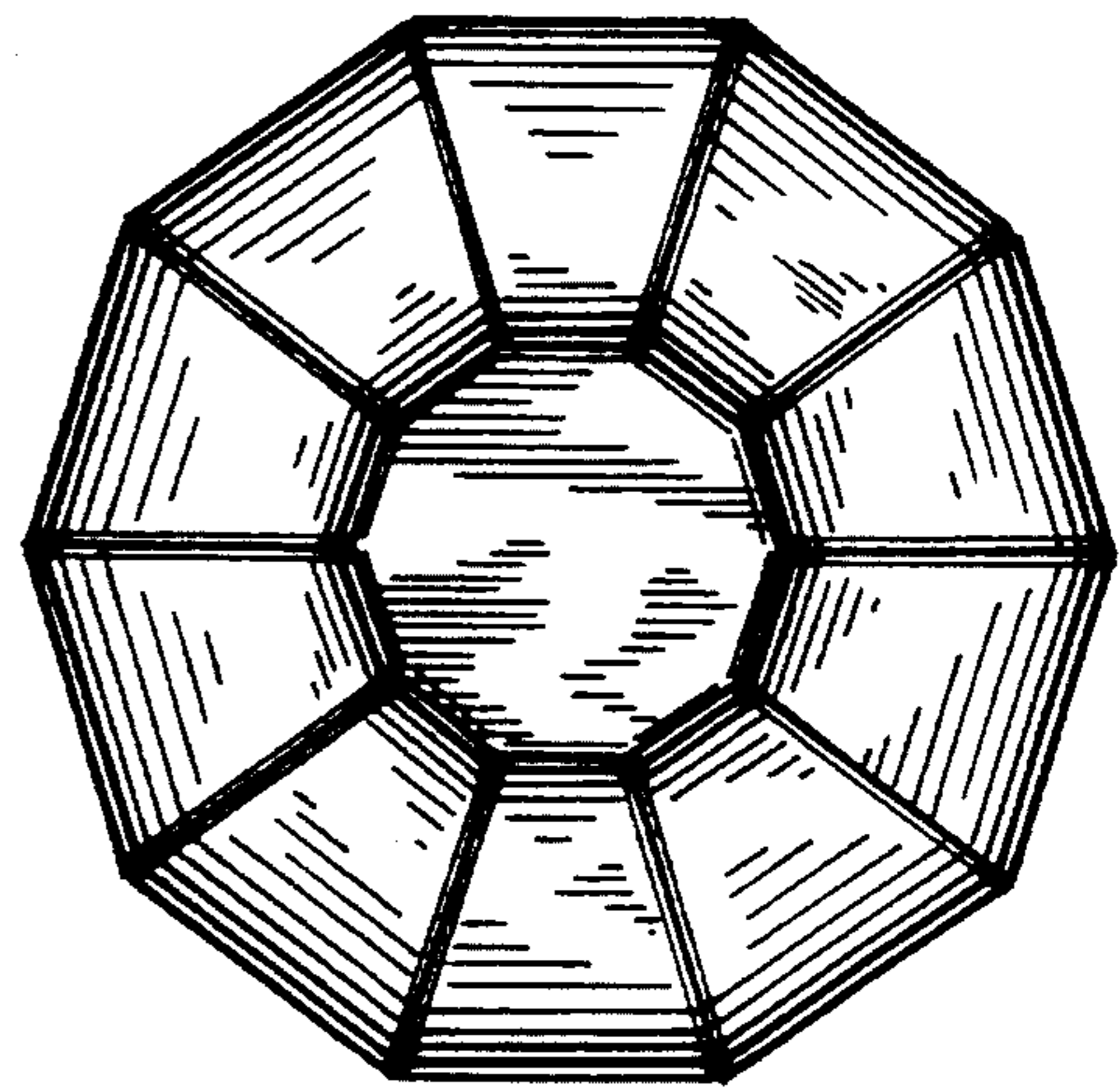



FIG. 4




FIG. 2

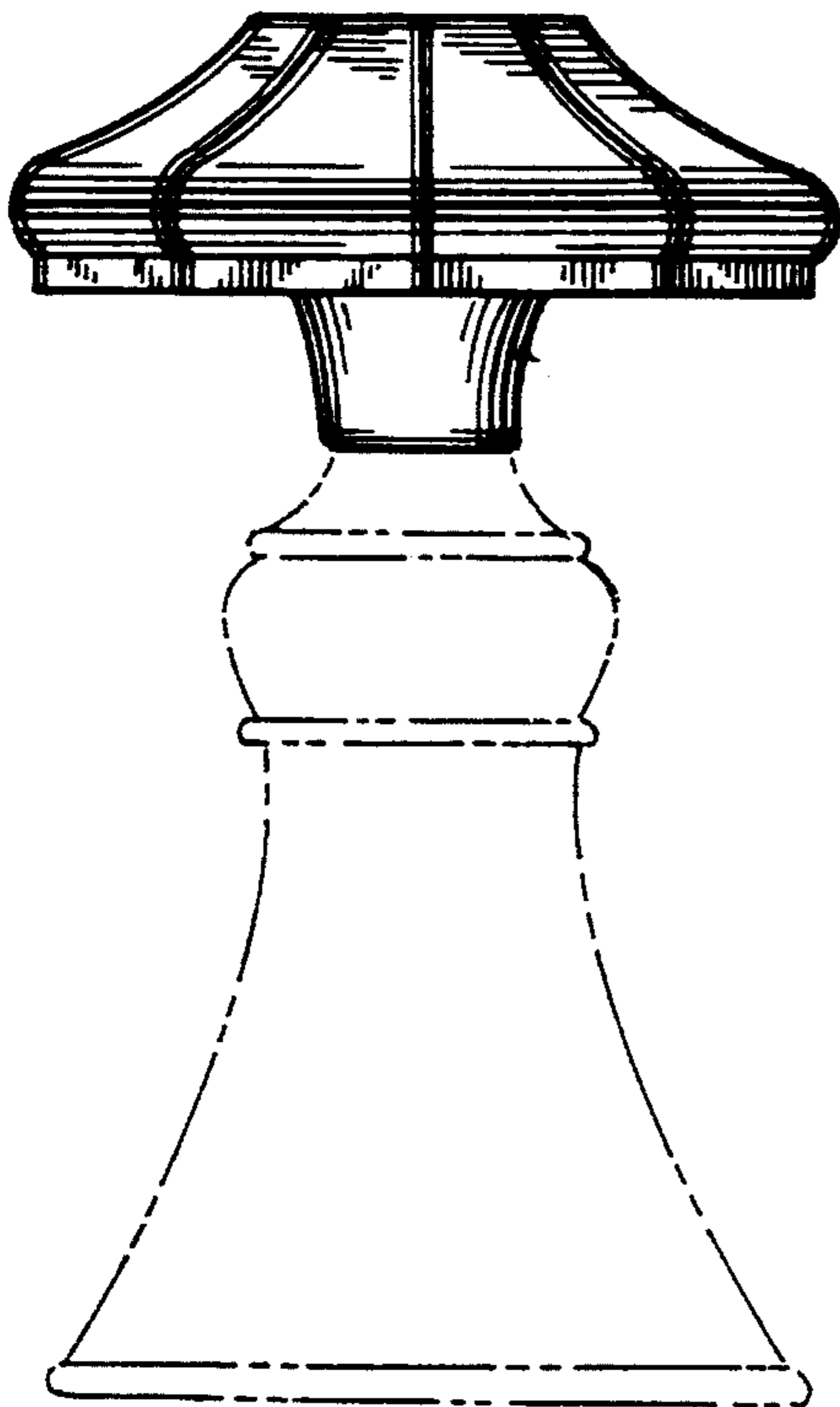


FIG. 3

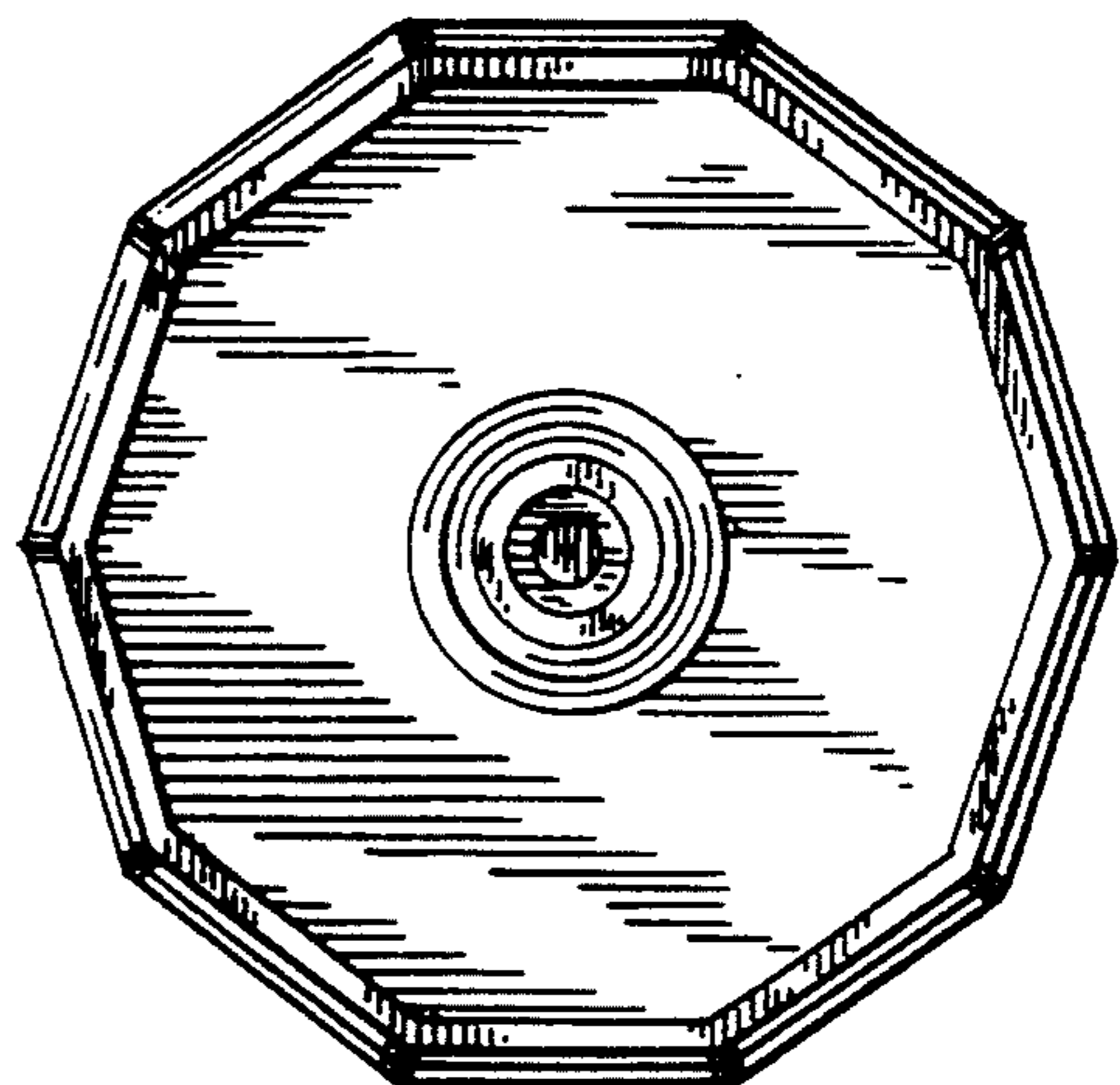


FIG. 5