



US00D350181S

United States Patent [19]

MacNeal

[11] Patent Number: **Des. 350,181**

[45] Date of Patent: **** Aug. 30, 1994**

[54] **ULTRAVIOLET WATER STERILIZER FOR HOT TUBS, SWIMMING POOLS AND SPAS**

[76] Inventor: **Lawrence A. MacNeal**, 1288 Fletcher Way, Port Coquitlam, British Columbia, Canada, V3C 6B5

[**] Term: **14 Years**

[21] Appl. No.: **909,452**

[22] Filed: **Jul. 6, 1992**

[52] U.S. Cl. **D23/207**

[58] Field of Search 250/430-431, 250/432 R, 435-436; 204/302; 422/24; 313/22, 24-27, 163, 328; 210/198.1, 257.1-257.2, 258, 260-261, 282, 287-290, 222-223, 169; **D23/207-210**

[56] **References Cited**

U.S. PATENT DOCUMENTS

D. 296,126 6/1988 Clark D23/207
2,338,388 1/1944 Whitman 250/48

3,182,193 5/1965 Marx 250/43.5
4,767,932 8/1988 Ellner 250/436 X
4,922,114 5/1990 Boehme 250/432 R X
5,026,477 6/1991 Yen 250/436 X
5,230,807 7/1993 Kozlowski, II 204/302 X

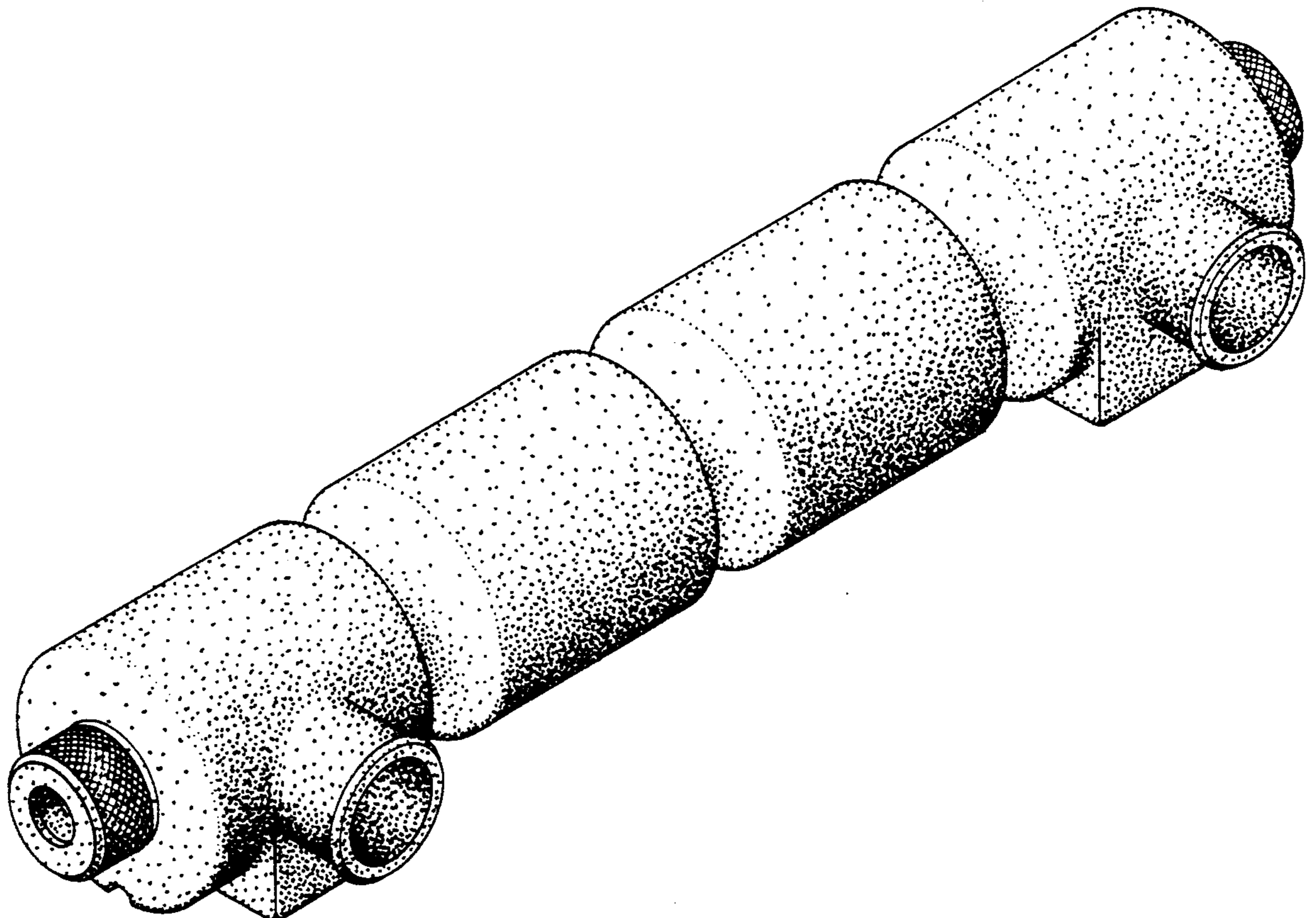
Primary Examiner—Wallace R. Burke
Assistant Examiner—M. H. Tung
Attorney, Agent, or Firm—Chernoff, Vilhauer, McClung & Stenzel

[57] **CLAIM**

The ornamental design for an ultraviolet water sterilizer for hot tubs, swimming pools and spas, as shown and described.

DESCRIPTION

FIG. 1 is a perspective view of the design;
FIG. 2 is a left end view of the design, the right end view being a mirror image thereof;
FIG. 3 is a top view of the design;
FIG. 4 is a rear view of the design;
FIG. 5 is a bottom view of the design; and,
FIG. 6 is a front view of the design.



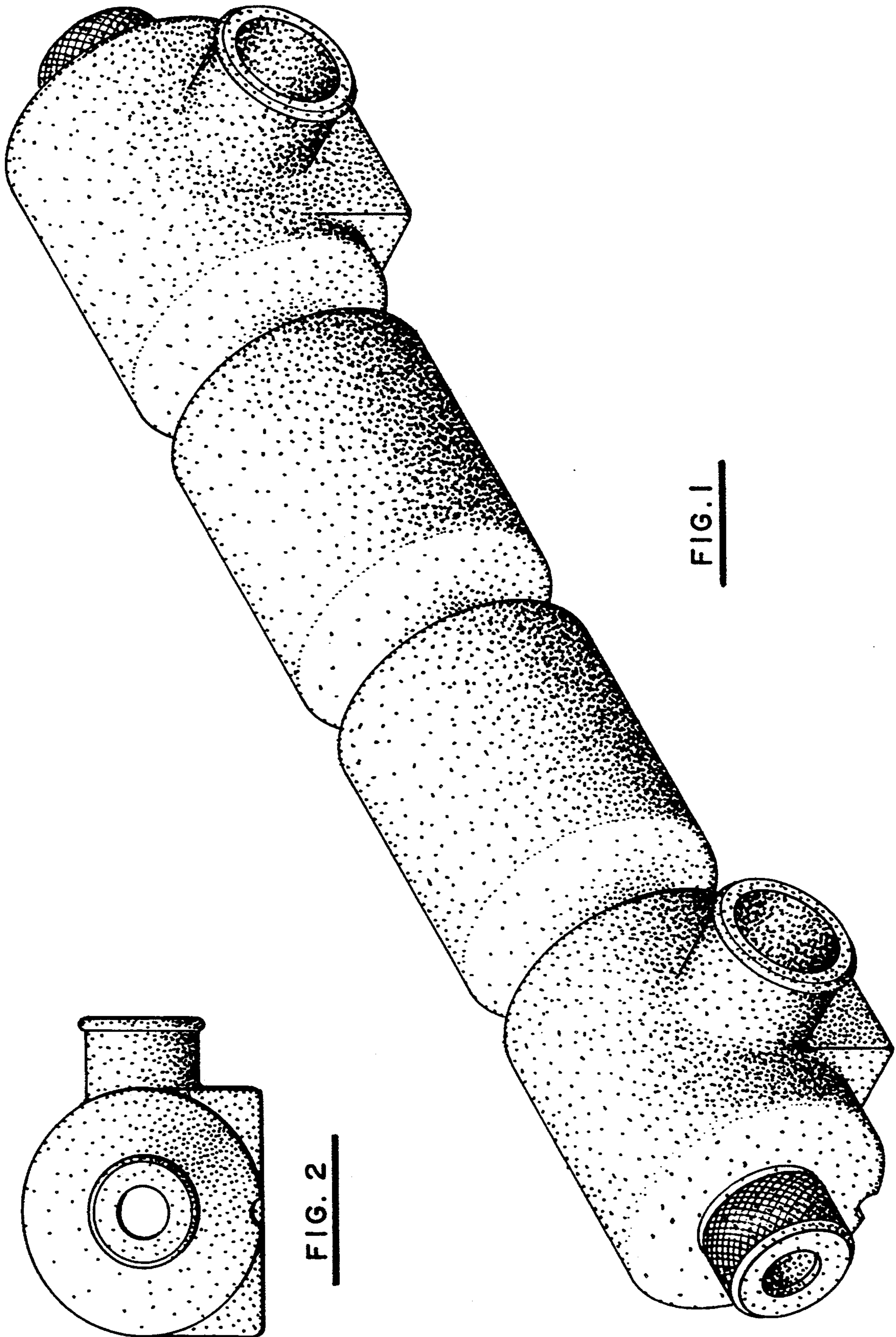


FIG. 1

FIG. 2

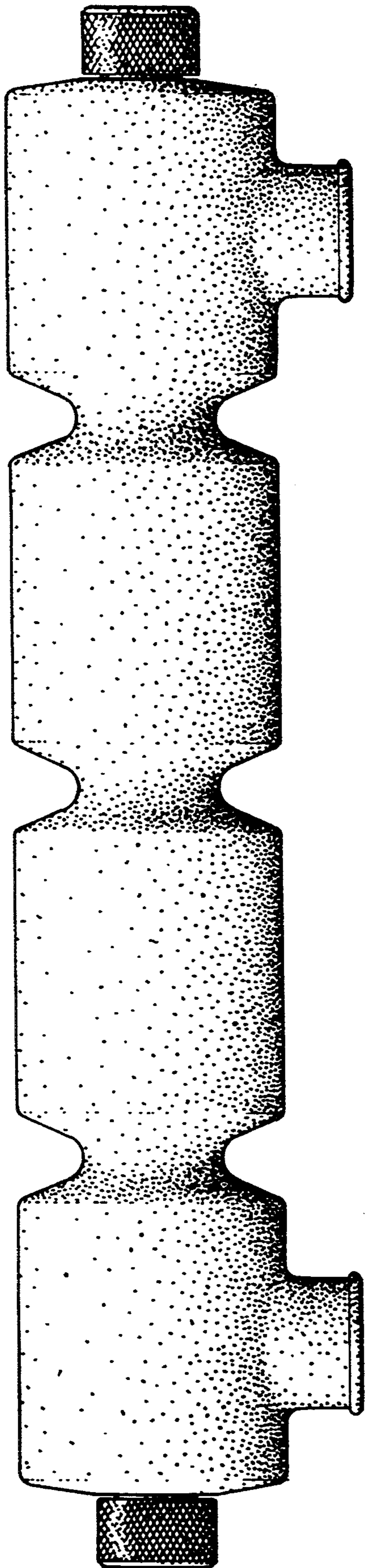


FIG. 3

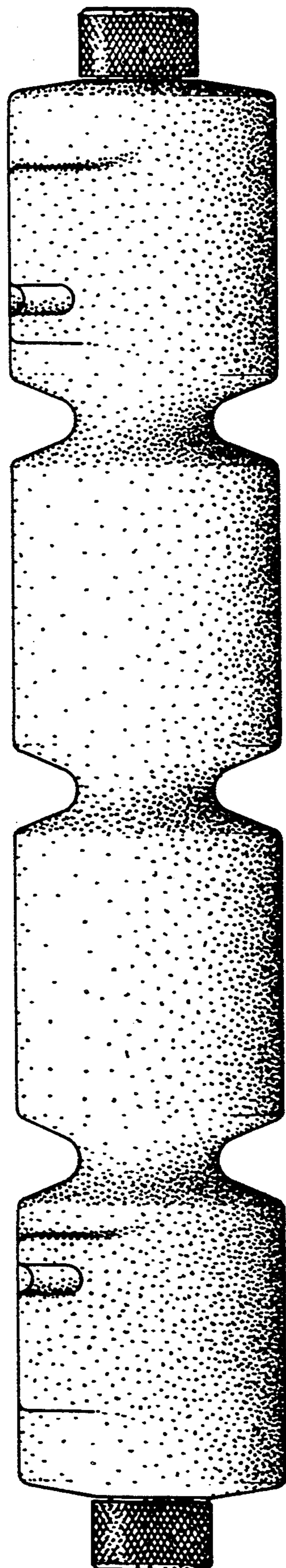


FIG. 4

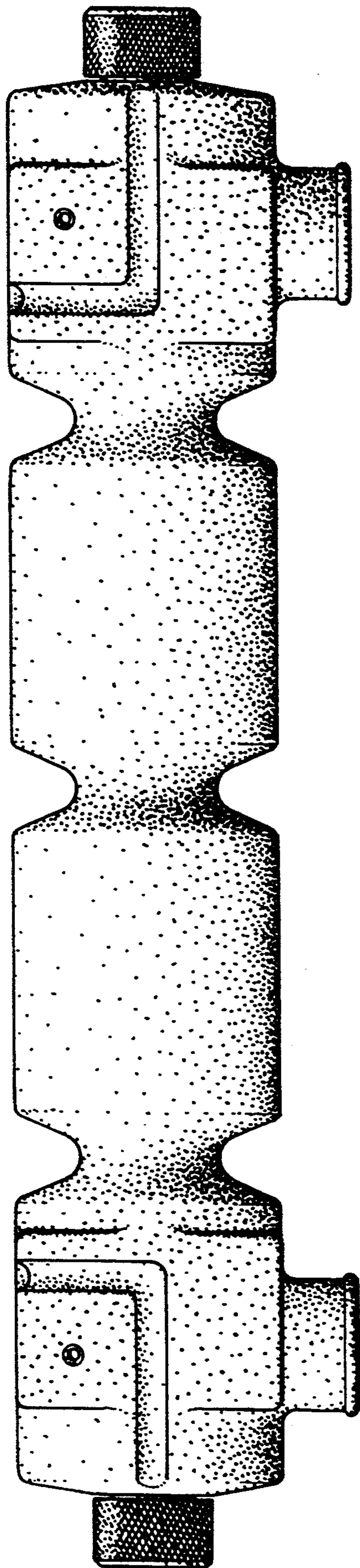


FIG. 5

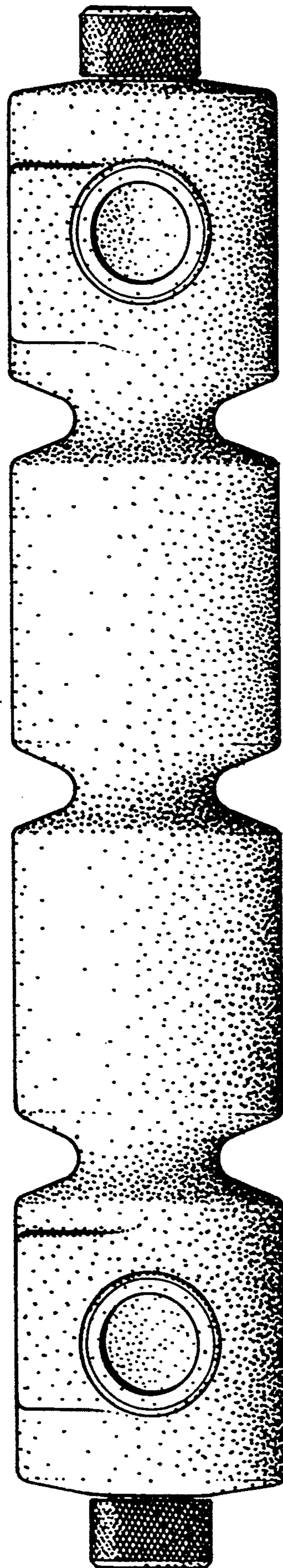


FIG. 6