



US00D350155S

United States Patent [19]

[11] Patent Number: Des. 350,155

Fotioo

[45] Date of Patent: ** Aug. 30, 1994

[54] CORNER JOINT SUPPORT FOR A HANGING FILE FRAME

4,526,277 7/1985 Snowden et al. 312/184 X
4,714,370 12/1987 Chen 403/176 X

[75] Inventor: Bobby Fotioo, Helena, Ark.

FOREIGN PATENT DOCUMENTS

[73] Assignee: B & L Products, Inc., Hot Springs, Ark.

909837 6/1946 France 446/126

[**] Term: 14 Years

Primary Examiner—Martie Thompson
Attorney, Agent, or Firm—Stephen D. Carver

[21] Appl. No.: 832,495

[57] CLAIM

[22] Filed: Feb. 10, 1992

The ornamental design for a corner joint support for a hanging file frame, as shown and described.

[52] U.S. Cl. D19/99; D8/382; D21/108

DESCRIPTION

[58] Field of Search D8/382, 395; 211/113, 211/162, 182-184, 189, 204; 312/183, 184; 403/172, 176, 217, 205, 402, 403; 446/126; D21/108; D19/65, 99, 100

FIG. 1 is a front perspective view of a corner joint for a hanging file frame showing my new design; FIG. 2 is a front perspective view taken from the end opposite that shown in FIG. 1; FIG. 3 is a rear perspective view; FIG. 4 is a rear perspective view taken from the end opposite that shown in FIG. 3; FIG. 5 is a rear elevational view; FIG. 6 is an end elevational view; FIG. 7 is a front elevational view; FIG. 8 is an end elevational view of the end opposite that shown in FIG. 6; and, FIG. 9 is a bottom plan view, the top plan view being a mirror image thereof.

[56] References Cited

U.S. PATENT DOCUMENTS

D. 285,649 9/1986 Kobee D21/108 X
D. 328,401 8/1992 Kelly D8/382 X
D. 329,881 9/1992 Spangenberg D21/108
1,843,115 2/1932 Ferris 446/126
4,030,610 6/1977 Alexander 211/162 X
4,091,933 5/1978 Alexander 312/184 X
4,176,753 12/1979 Godfrey 312/184 X




FIG. 1

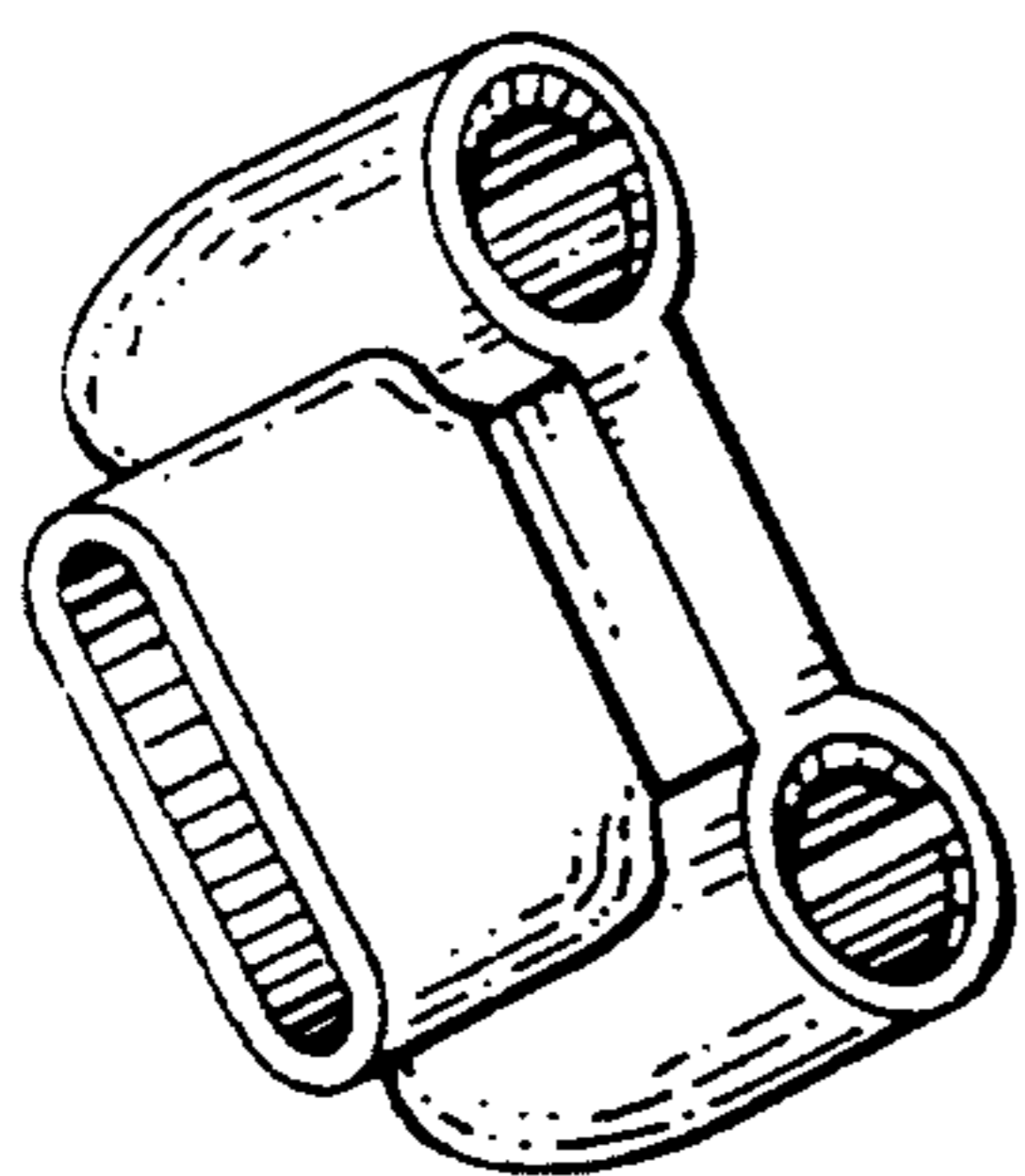


FIG. 2




FIG. 3




FIG. 4




FIG. 5

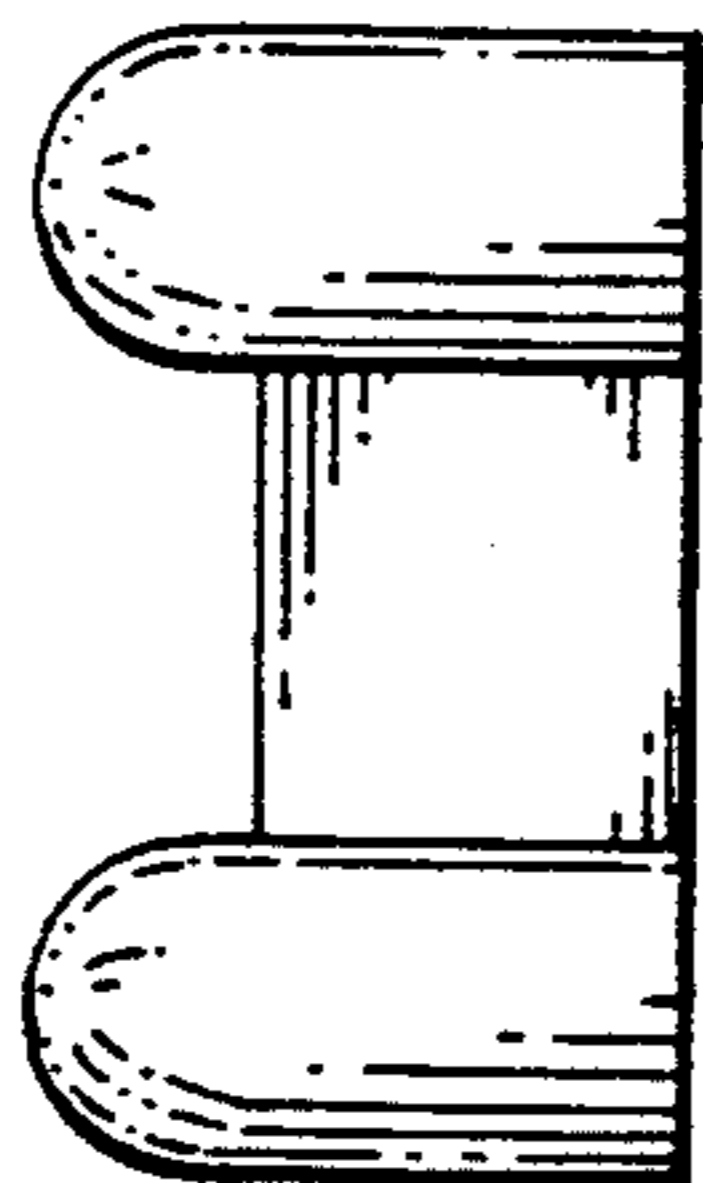


FIG. 6

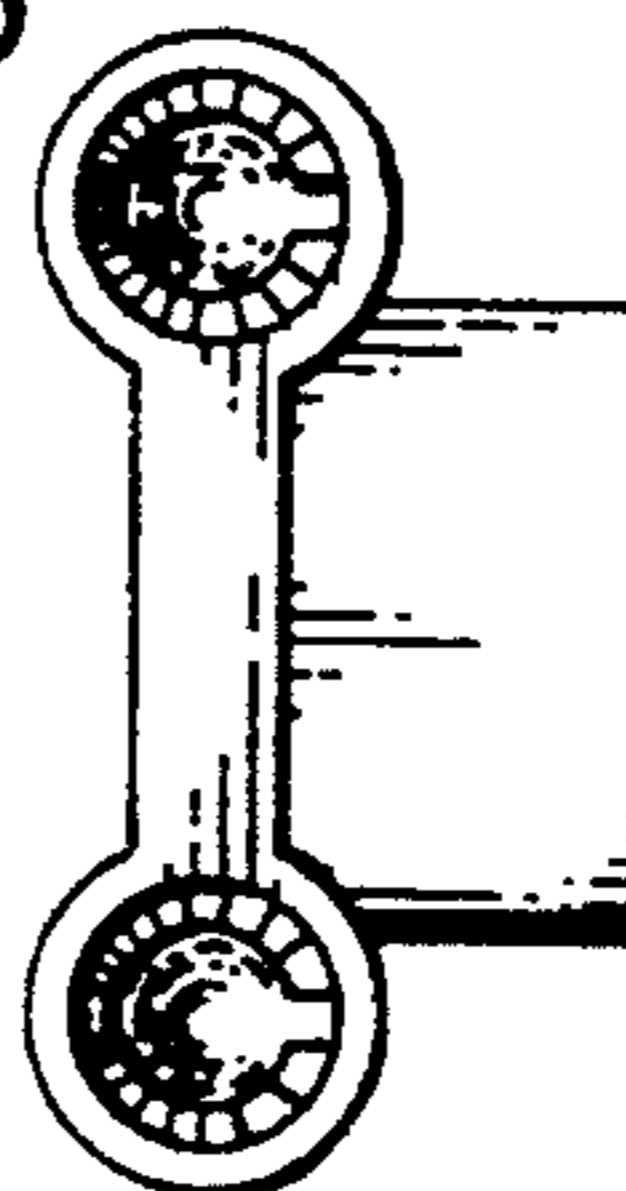


FIG. 7

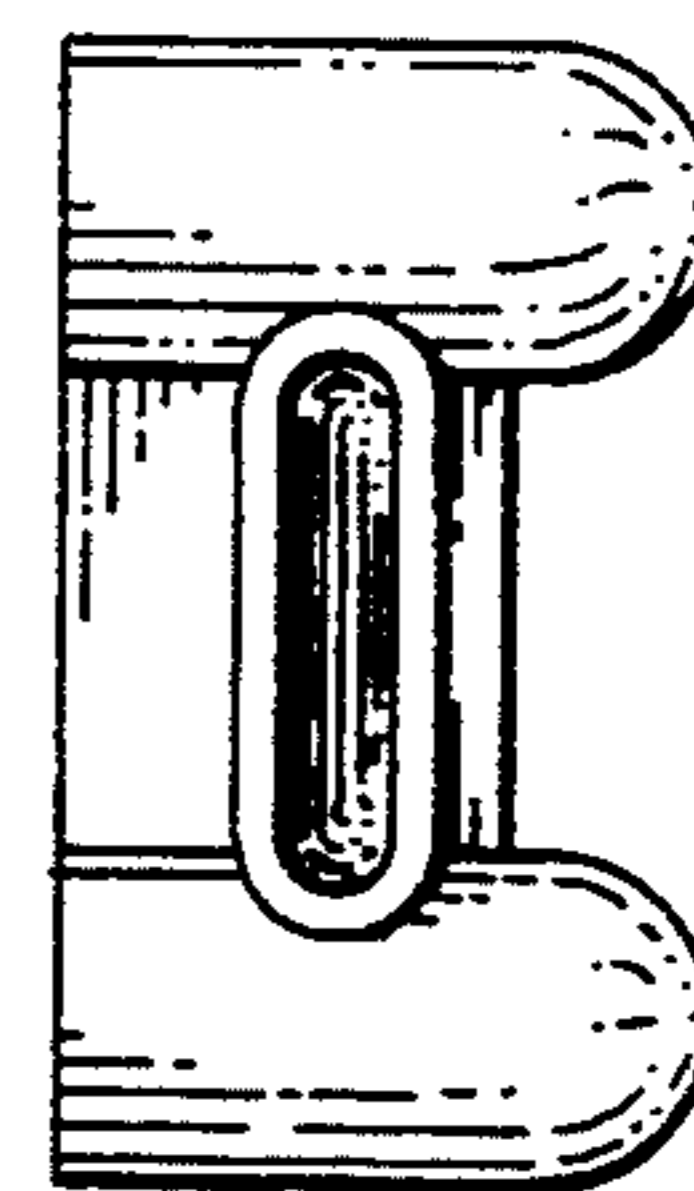


FIG. 8

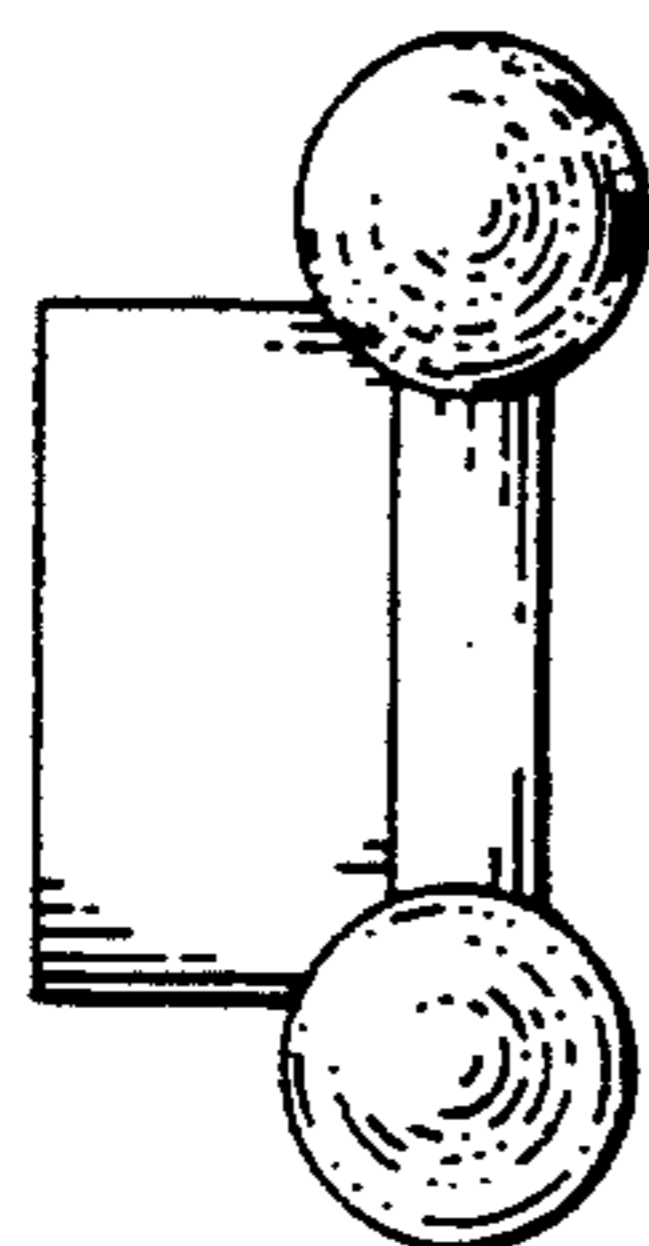


FIG. 9

