



US00D350136S

United States Patent [19] Kim

[11] Patent Number: **Des. 350,136**

[45] Date of Patent: **** Aug. 30, 1994**

[54] **SPEAKER FOR A TELEVISION SET**
[75] Inventor: **Tai B. Kim**, Seoul, D.P.R. of Korea
[73] Assignee: **Goldstar Co., Ltd.**, Seoul, D.P.R. of Korea
[**] Term: **14 Years**
[21] Appl. No.: **817,838**
[22] Filed: **Jan. 8, 1992**

D. 324,041 2/1992 Nakahara D14/126
D. 324,042 2/1992 Nakahara D14/126

OTHER PUBLICATIONS

Stereo Review, Apr. 1989, p. 70, Sony KV-27FX10

Primary Examiner—Bernard Ansher
Assistant Examiner—Sandra Morris
Attorney, Agent, or Firm—Beveridge, DeGrandi,
Weilacher & Young

[30] **Foreign Application Priority Data**
Aug. 22, 1991 [KP] D.P.R. of Korea 12305
[52] **U.S. Cl.** **D14/211; D14/125;**
D14/214
[58] **Field of Search** 181/144, 148, 150, 157,
181/199; D14/114, 126, 125, 204, 207-216,
219-222

[57] CLAIM

The ornamental design for speaker for a television set, as shown and described.

DESCRIPTION

FIG. 1 is a perspective view of a speaker for a television set showing my new design;
FIG. 2 is a front view thereof;
FIG. 3 is a rear view thereof;
FIG. 4 is a left-side elevational view thereof;
FIG. 5 is a right-side elevational view thereof;
FIG. 6 is a top plan view thereof;
FIG. 7 is a bottom plan view thereof; and,
FIG. 8 is a reference view thereof the broken line showing of the television set is for illustrative purposes only, and forms no part of the claimed design.

[56] **References Cited**
U.S. PATENT DOCUMENTS
D. 297,455 8/1988 Goldfarb et al. D14/114
D. 308,371 6/1990 Shinoda et al. D14/126
D. 317,008 5/1991 Emmerling D14/210
D. 317,600 6/1991 Amano et al. D14/126

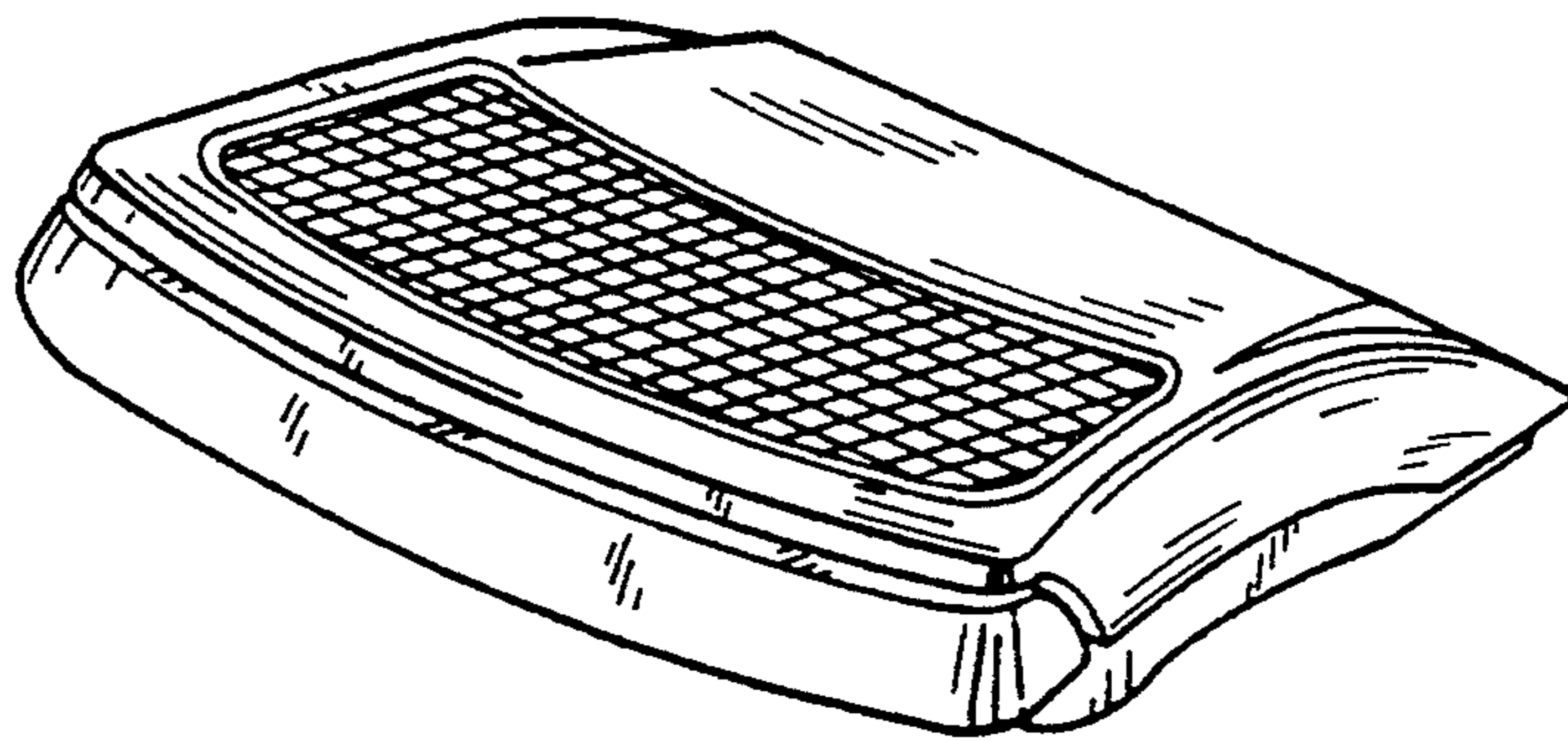


FIG. 1

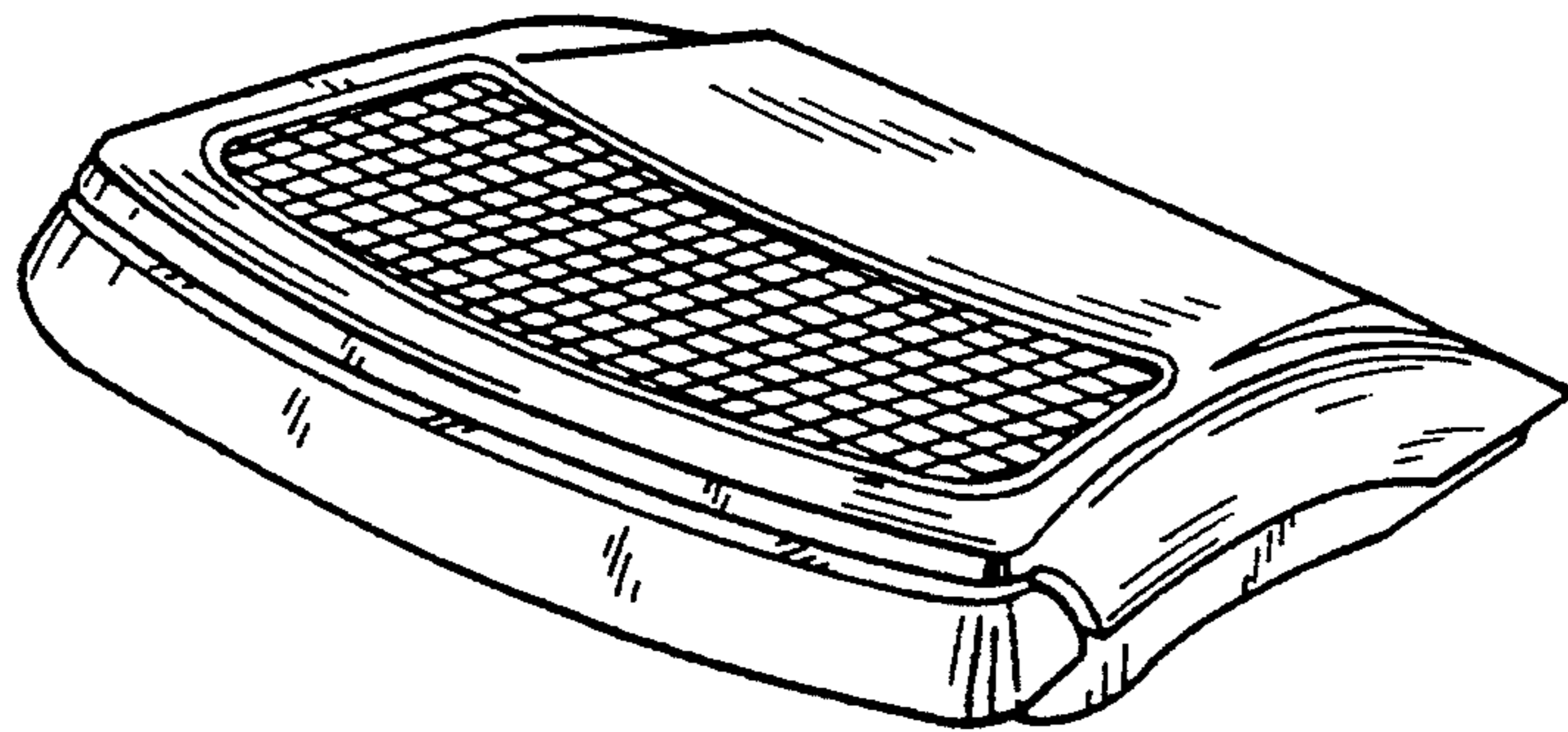


FIG.2




FIG.3

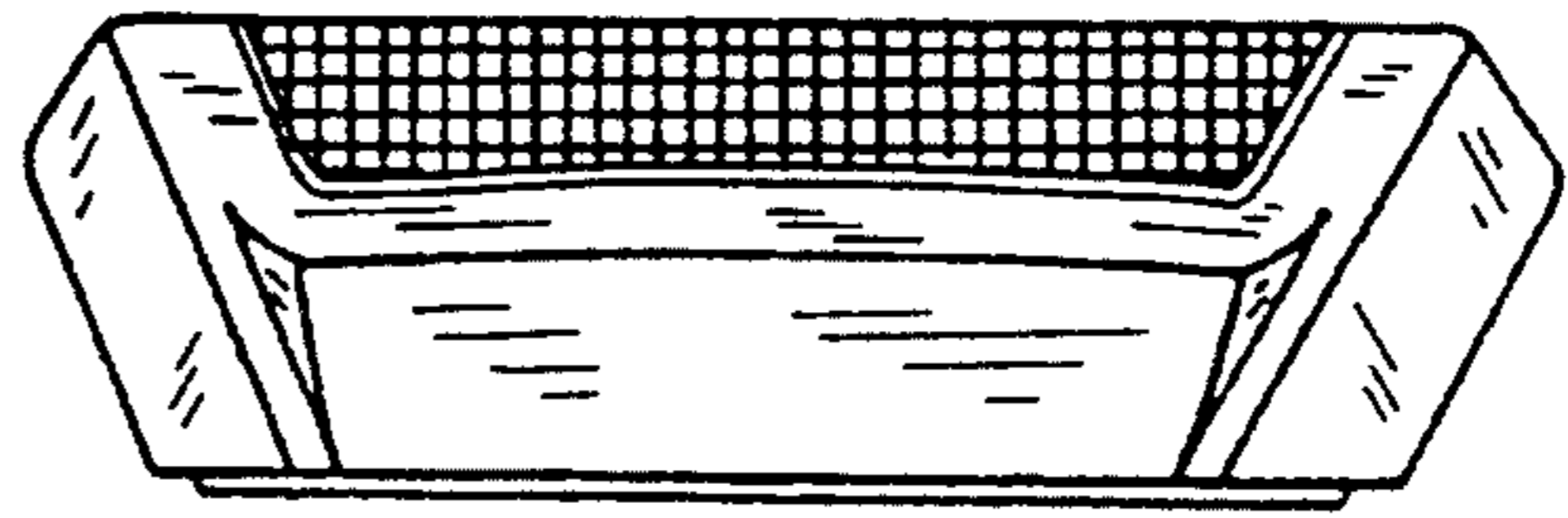


FIG.4




FIG.5




FIG.6




FIG.7

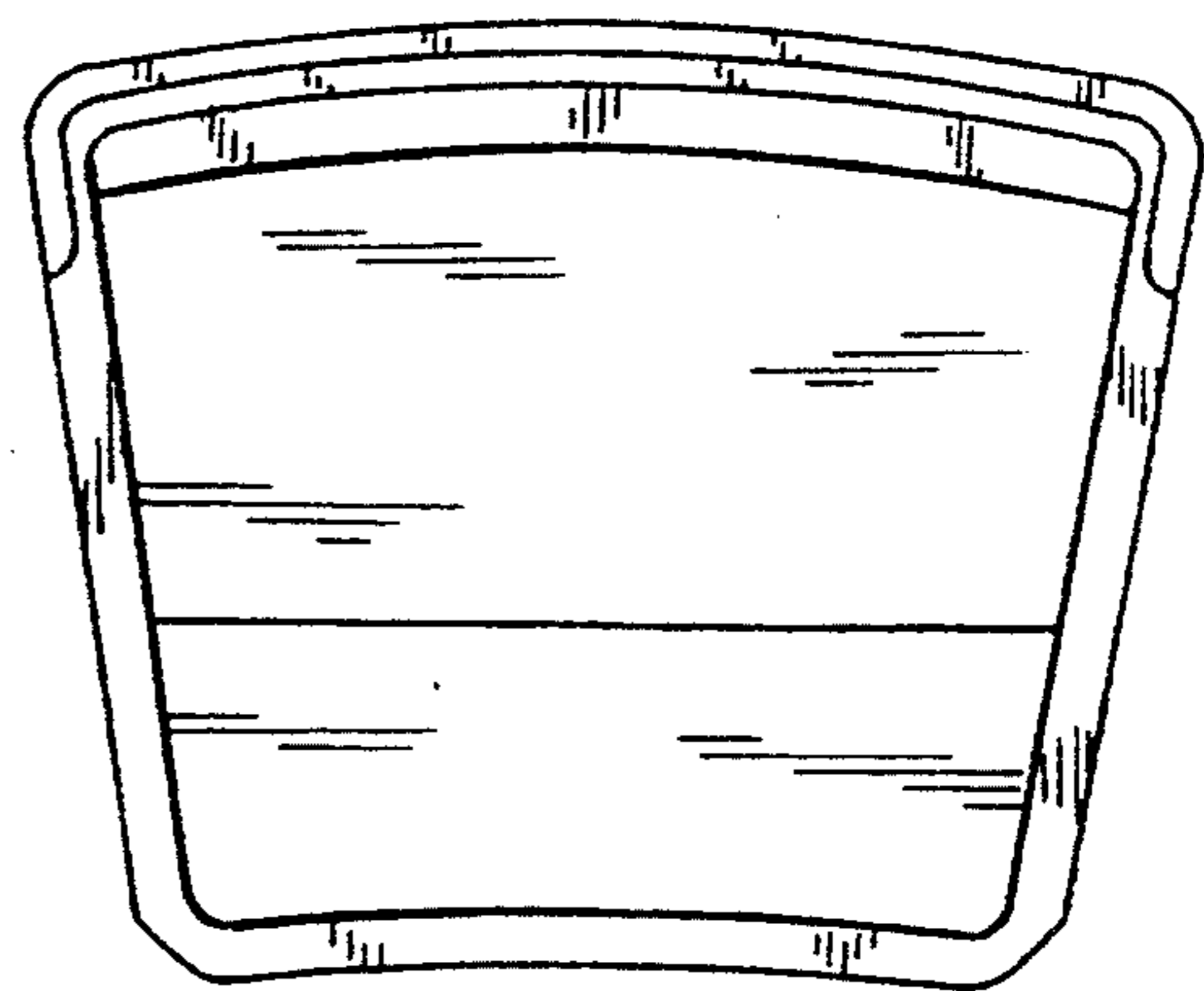


FIG. 8

