



US00D350135S

United States Patent [19]

[11] Patent Number: **Des. 350,135**

Polk, Jr. et al.

[45] Date of Patent: **** Aug. 30, 1994**

[54] **ENCLOSED SPEAKER FOR VEHICLE USE**

[75] Inventors: **Matthew S. Polk, Jr.**, Baltimore;
William E. Rupert, Bel Air, both of Md.

[73] Assignee: **Polk Investment Corporation**,
Wilmington, Del.

[**] Term: **14 Years**

[21] Appl. No.: **830,189**

[22] Filed: **Jan. 31, 1992**

[52] U.S. Cl. **D14/204**

[58] Field of Search 181/148, 150, 156, 157;
D14/204, 207-216, 219-224, 169, 172, 193, 194

[56] **References Cited**

U.S. PATENT DOCUMENTS

D. 266,759	11/1982	Jabara	D14/214
D. 269,871	7/1983	Ishizaki	D14/214
D. 305,333	1/1990	Irby	D14/214
D. 319,239	8/1991	Kovner	D14/204
D. 340,056	10/1993	Caron et al.	D14/204

OTHER PUBLICATIONS

Audio Video International, Jun. 1985, p. 92, "Sound Series 2000, Model S-10".

Crutchfield Summer 1986, p. 42, "Infinity Infinitesimal III".

Crutchfield Summer 1991, p. 40 "Kicker CTF" speaker.

Crutchfield Summer 1991, p. 41 "Cerwin-Vega FR12-3/MSE-12" speaker.

Primary Examiner—Bernard Ansher

Assistant Examiner—Sandra Morris

Attorney, Agent, or Firm—Snell & Wilmer

[57] **CLAIM**

The ornamental design for an enclosed speaker for vehicle use, as shown and described.

DESCRIPTION

FIG. 1 is an enlarged perspective view of an enclosed speaker for vehicle use, showing our new design;

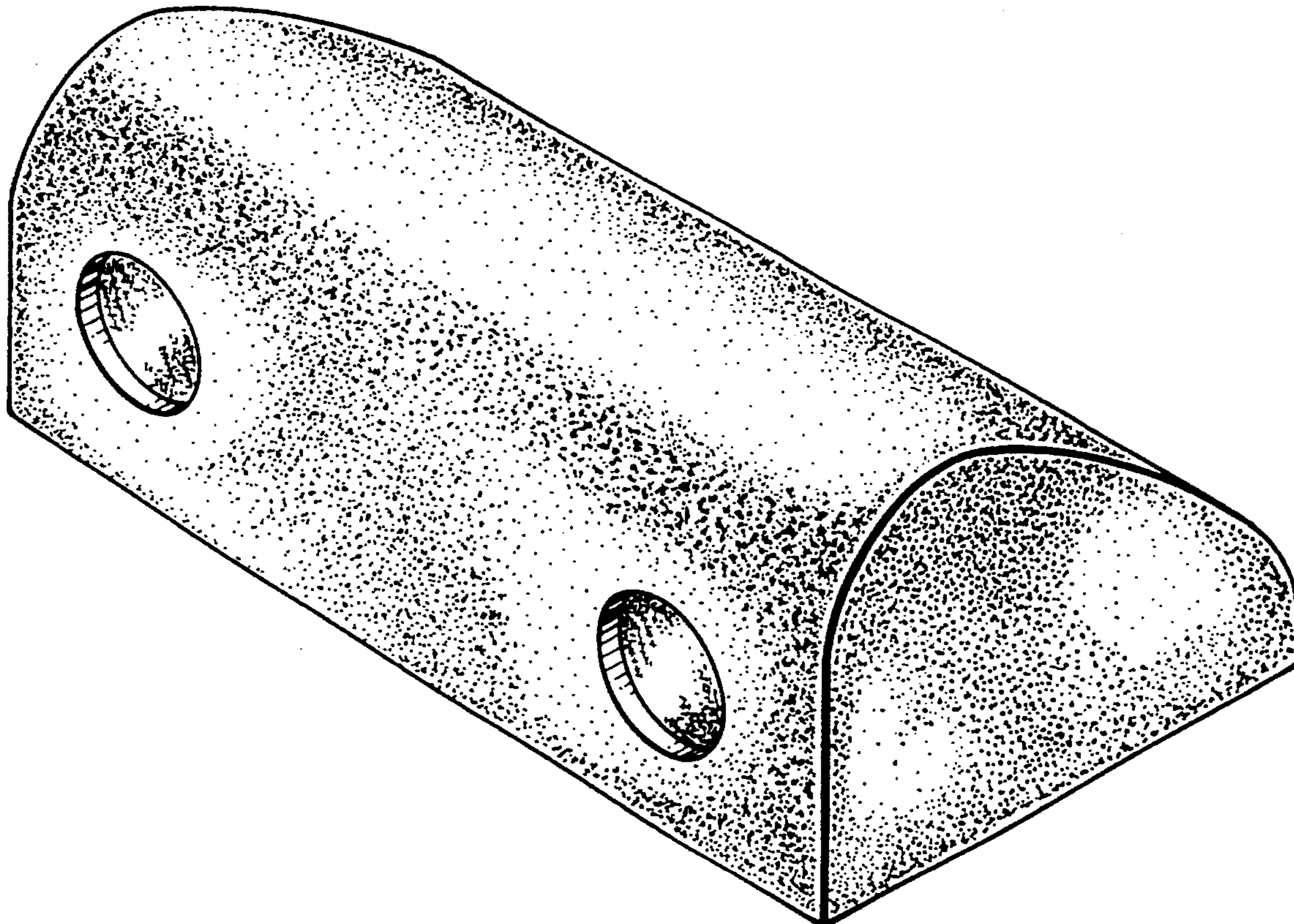
FIG. 2 is a front view thereof;

FIG. 3 is a back view thereof;

FIG. 4 is a top view thereof;

FIG. 5 is a bottom view thereof; and,

FIG. 6 is a side elevational view of one side thereof.



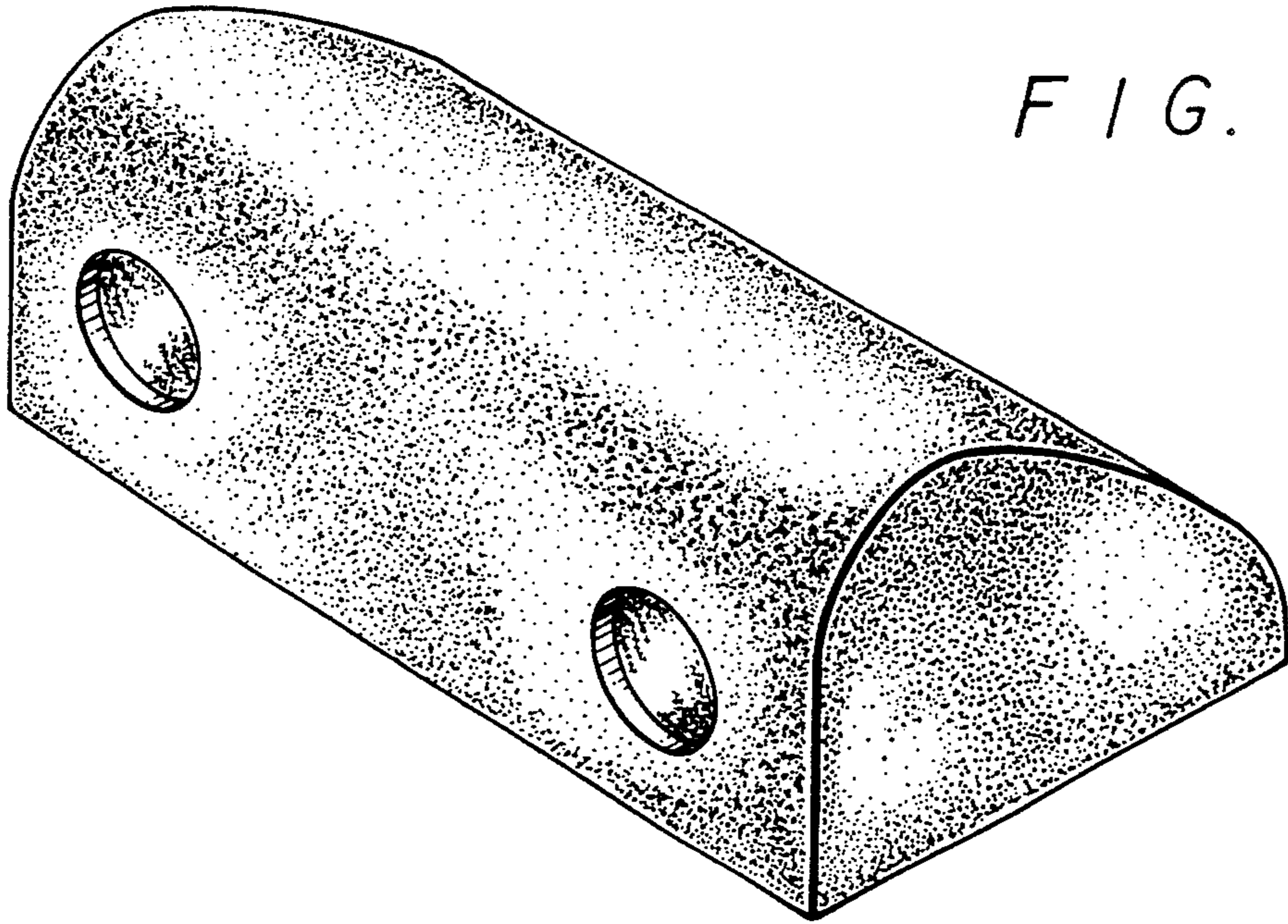


FIG. 1



FIG. 2




FIG. 3




FIG. 4

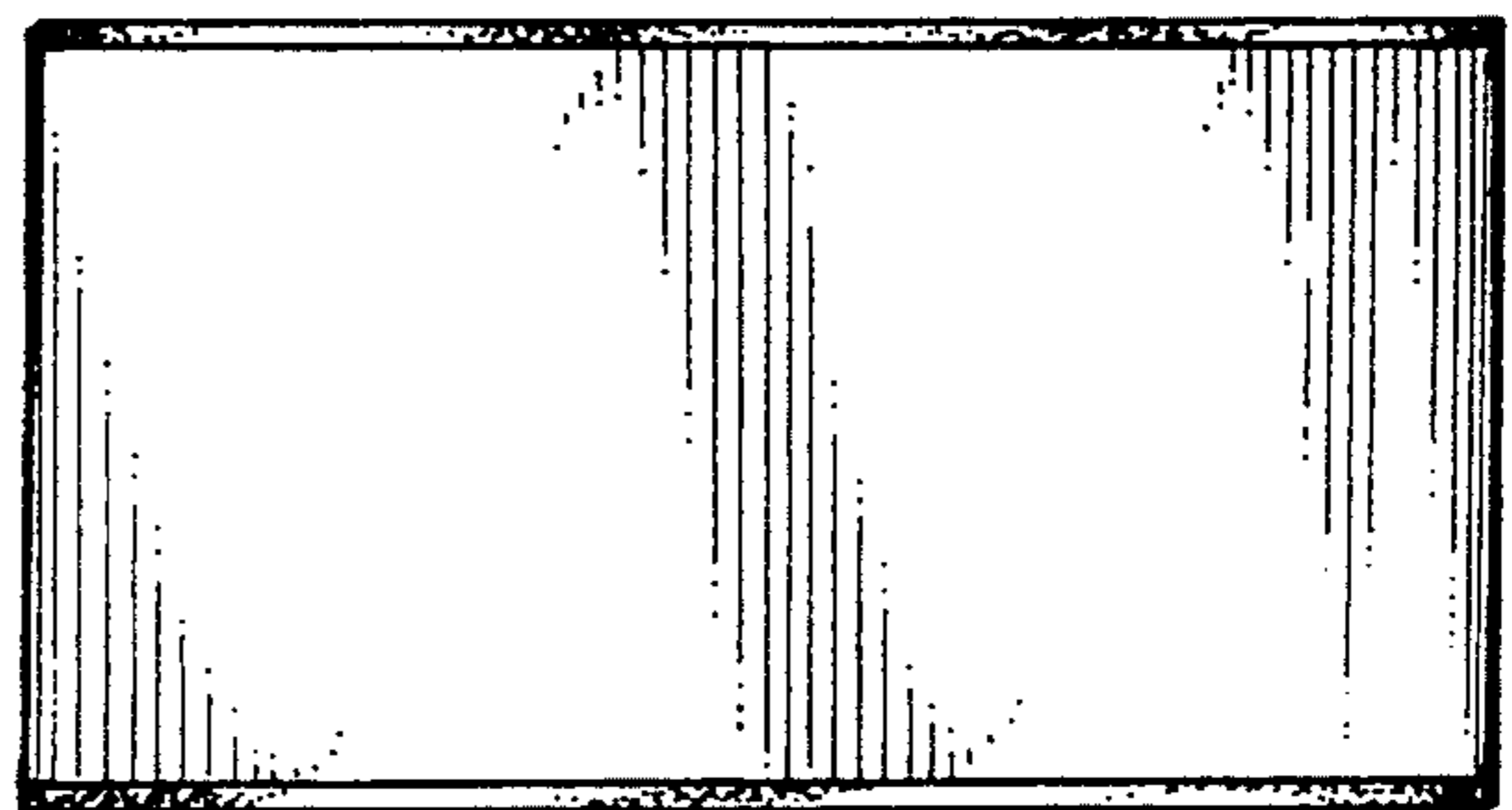


FIG. 5



FIG. 6