



US00D350131S

**United States Patent** [19]  
**Keung**

[11] **Patent Number: Des. 350,131**  
[45] **Date of Patent: \*\* Aug. 30, 1994**

[54] **TELEPHONE**  
[75] **Inventor: Chan Wai Keung, Kowloon, Hong Kong**  
[73] **Assignee: Dialfone, Ltd., Kowloon, Hong Kong**  
[\*\*] **Term: 14 Years**  
[21] **Appl. No.: 1,126**  
[22] **Filed: Nov. 4, 1992**  
[52] **U.S. Cl. .... D14/151**  
[58] **Field of Search ..... 379/420, 419, 428, 440, 379/434-436; D14/137, 138, 140, 142, 149-151, 240, 241**

D. 300,025 2/1989 Honda ..... D14/151 X  
D. 306,729 3/1990 Shaanan et al. .... D14/149 X  
D. 318,661 7/1991 Fugua et al. .... D14/241 X  
D. 334,932 4/1993 Yu ..... D14/241 X

*Primary Examiner*—Alan P. Douglas  
*Assistant Examiner*—Jeffrey Asch  
*Attorney, Agent, or Firm*—William Brinks Hofer Gilson & Lione


[57] **CLAIM**

The ornamental design for a telephone, as shown.

**DESCRIPTION**

FIG. 1 is a perspective view of a telephone incorporating my new design;  
FIG. 2 is a back view thereof;  
FIG. 3 is a front view thereof;  
FIG. 4 is a top view thereof;  
FIG. 5 is a side view thereof;  
FIG. 6 is a side view thereof; and,  
FIG. 7 is a bottom view thereof.

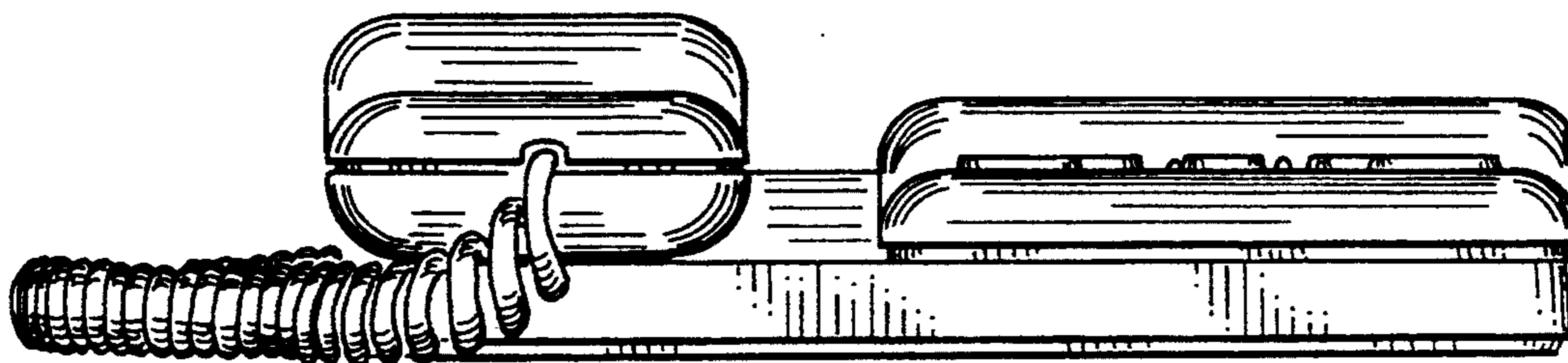
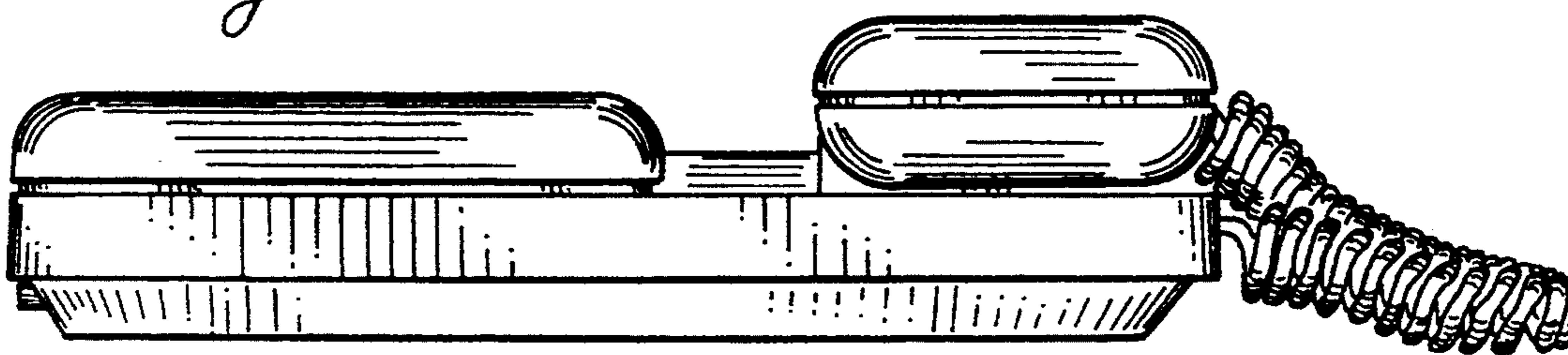
[56] **References Cited**  
**U.S. PATENT DOCUMENTS**  
D. 256,917 9/1980 De Filippis et al. .... D14/151  
D. 290,700 7/1987 Lindahl ..... D14/151



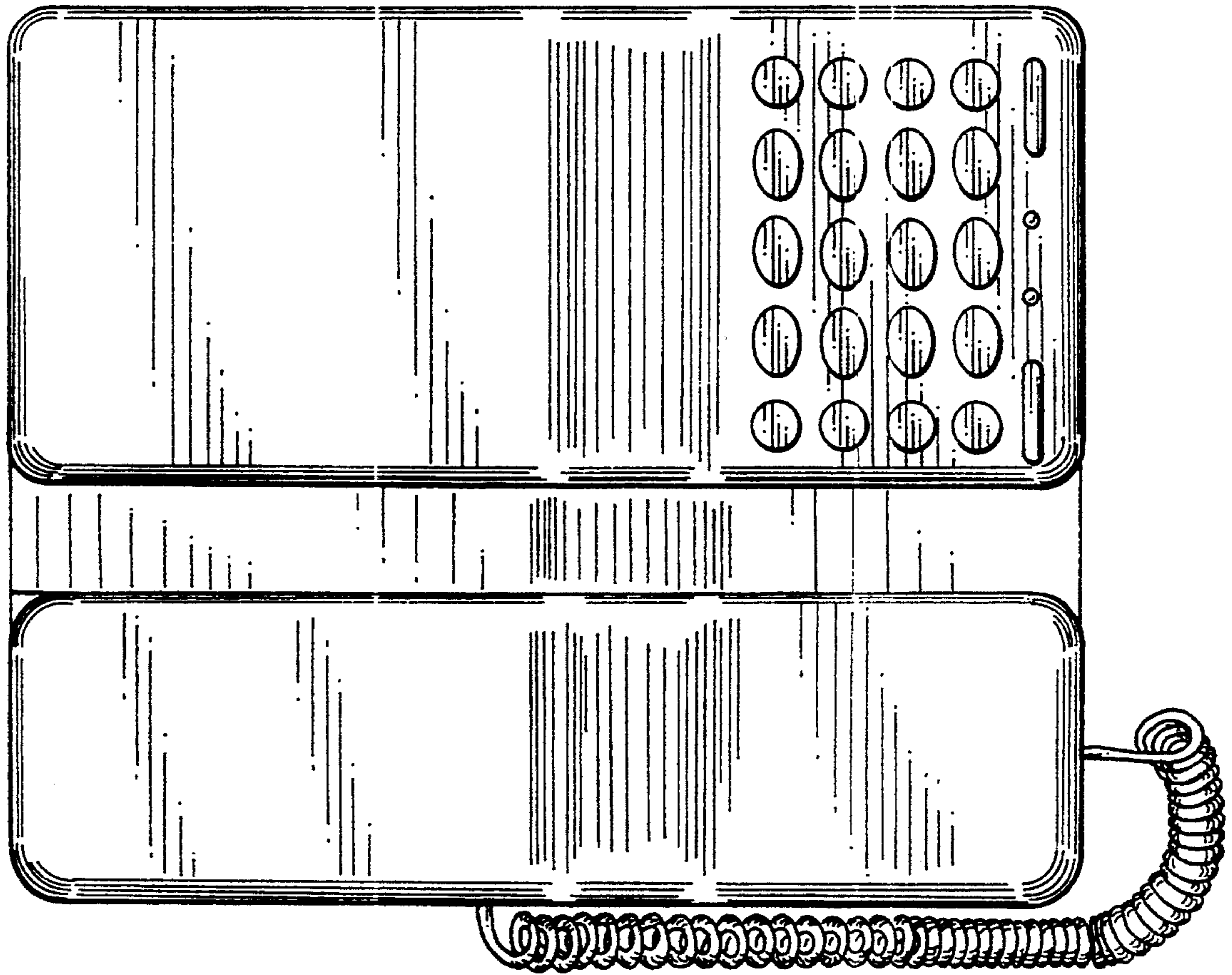
*Fig. 1*



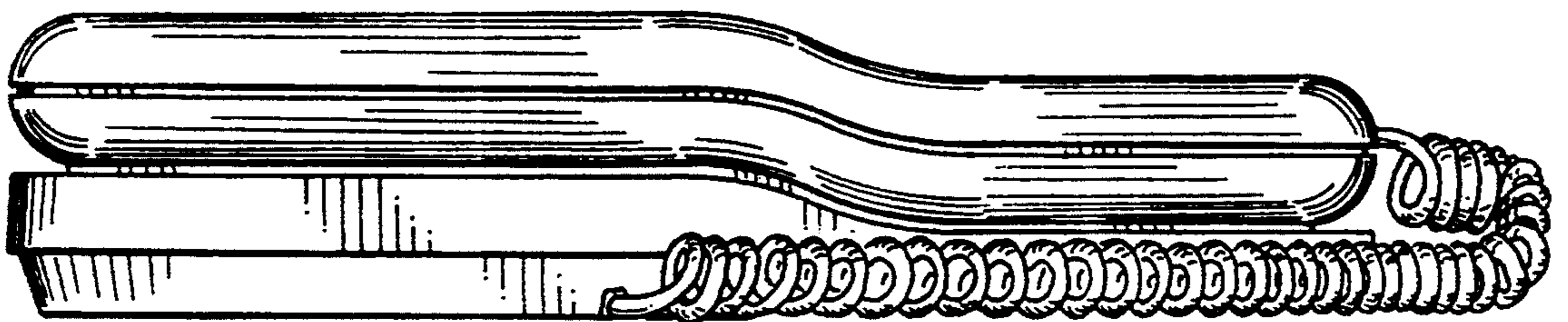
*Fig. 2*



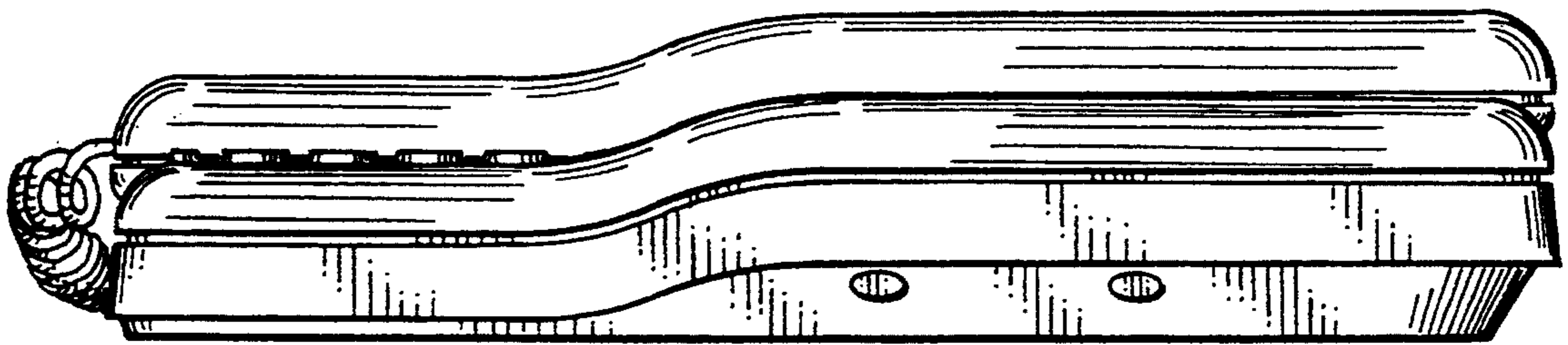
*Fig. 3*



*Fig. 4*



*Fig. 5*



*Fig. 6*

*Fig. 7*

