



US00D350130S

United States Patent [19]

[11] Patent Number: **Des. 350,130**

Yoshitake et al.

[45] Date of Patent: **** Aug. 30, 1994**

[54] **AUTOMATIC TELEPHONE MESSAGE RECORDER**

D. 328,069 7/1992 Langton D14/137 X
D. 338,885 8/1993 Solomita et al. D14/141
4,596,901 6/1986 Hanscom et al. 379/76

[75] Inventors: **Isamu Yoshitake**, Tokyo; **Toshio Igo**, Tokorozawa, both of Japan

[73] Assignee: **Casio Computer Co., Ltd.**, Tokyo, Japan

[**] Term: **14 Years**

[21] Appl. No.: **7,907**

[22] Filed: **May 4, 1993**

[52] U.S. Cl. **D14/141**

[58] Field of Search 379/76, 77, 428, 419, 379/420, 440, 67, 70; D14/141, 140, 137, 138, 142, 107, 149-151, 240, 156, 241

[56] **References Cited**

U.S. PATENT DOCUMENTS

- D. 272,341 1/1984 Martinez D14/141
- D. 299,451 1/1989 Ikeda D14/107 X
- D. 305,121 12/1989 Pfeifer et al. D14/240 X
- D. 306,730 3/1990 Sugano et al. D14/142 X
- D. 311,184 10/1990 Appleby D14/141
- D. 316,262 4/1991 Kikutani D14/141
- D. 320,599 10/1991 Ocepek D14/141

OTHER PUBLICATIONS

Tepra TR66 Ad, dated May 1992.

Primary Examiner—Alan P. Douglas

Assistant Examiner—Jeffrey Asch

Attorney, Agent, or Firm—Frishauf, Holtz, Goodman & Woodward

[57] **CLAIM**

The ornamental design for an automatic telephone message recorder, as shown and described.

DESCRIPTION

FIG. 1 is a front elevation view of an automatic telephone message recorder showing our new design; FIG. 2 is a right side elevation view thereof; FIG. 3 is a left side elevation view thereof; FIG. 4 is a top plan view thereof; FIG. 5 is a bottom plan view thereof; FIG. 6 is a rear elevation view thereof; FIG. 7 is a perspective view thereof; and, FIG. 8 is a perspective view thereof with the upside cover opened.

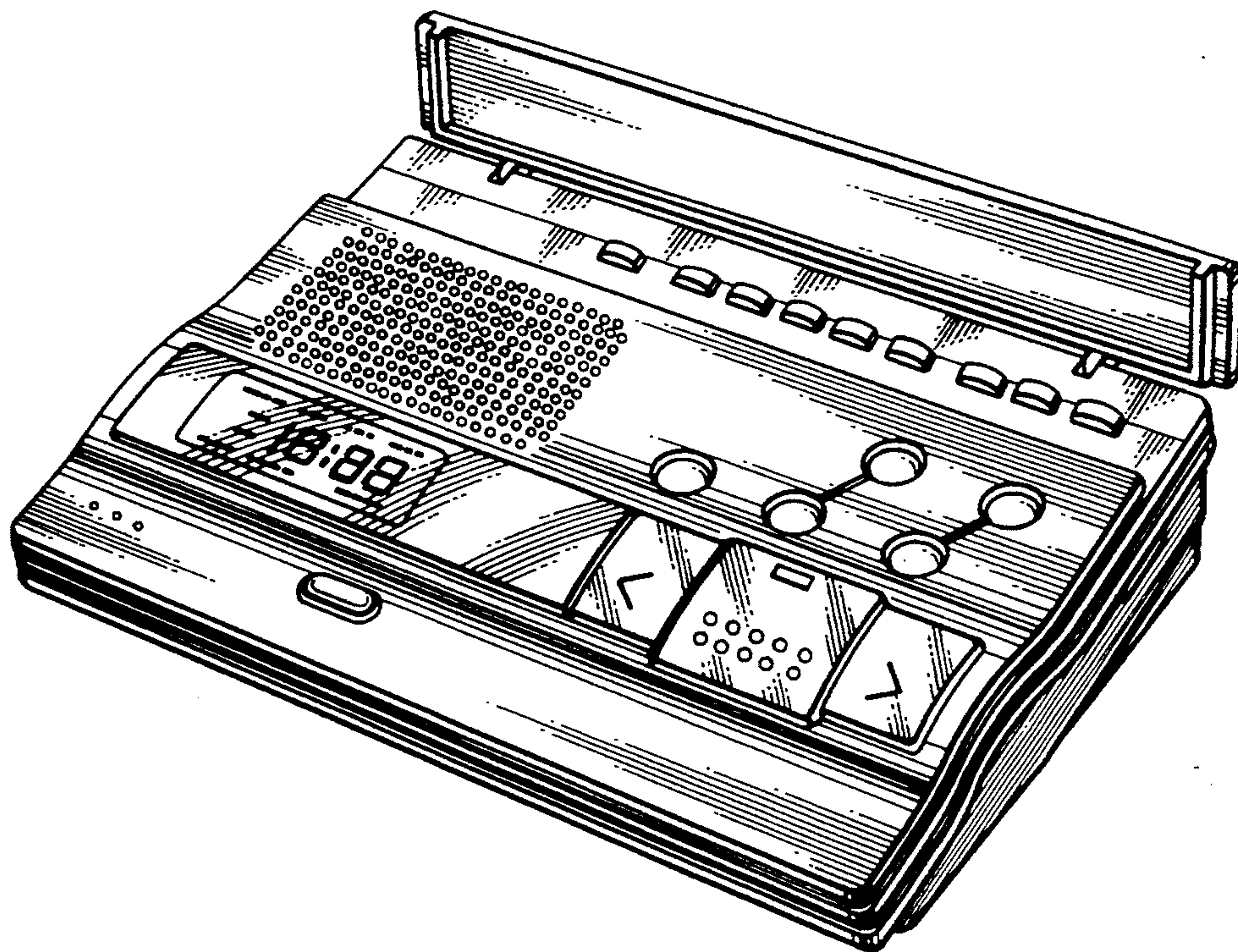


FIG. 4




FIG. 3



FIG. 1

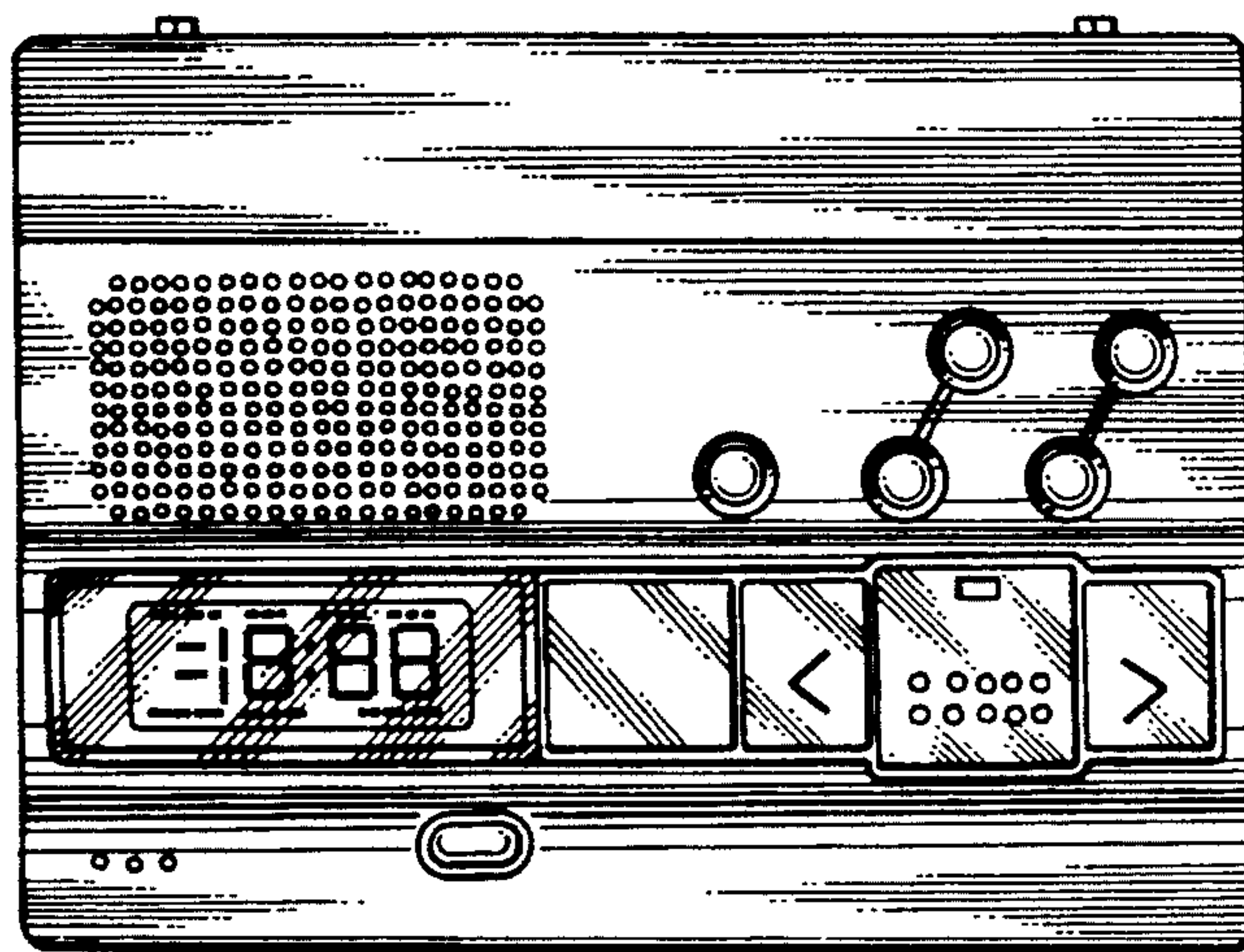


FIG. 2



FIG. 5




FIG. 6

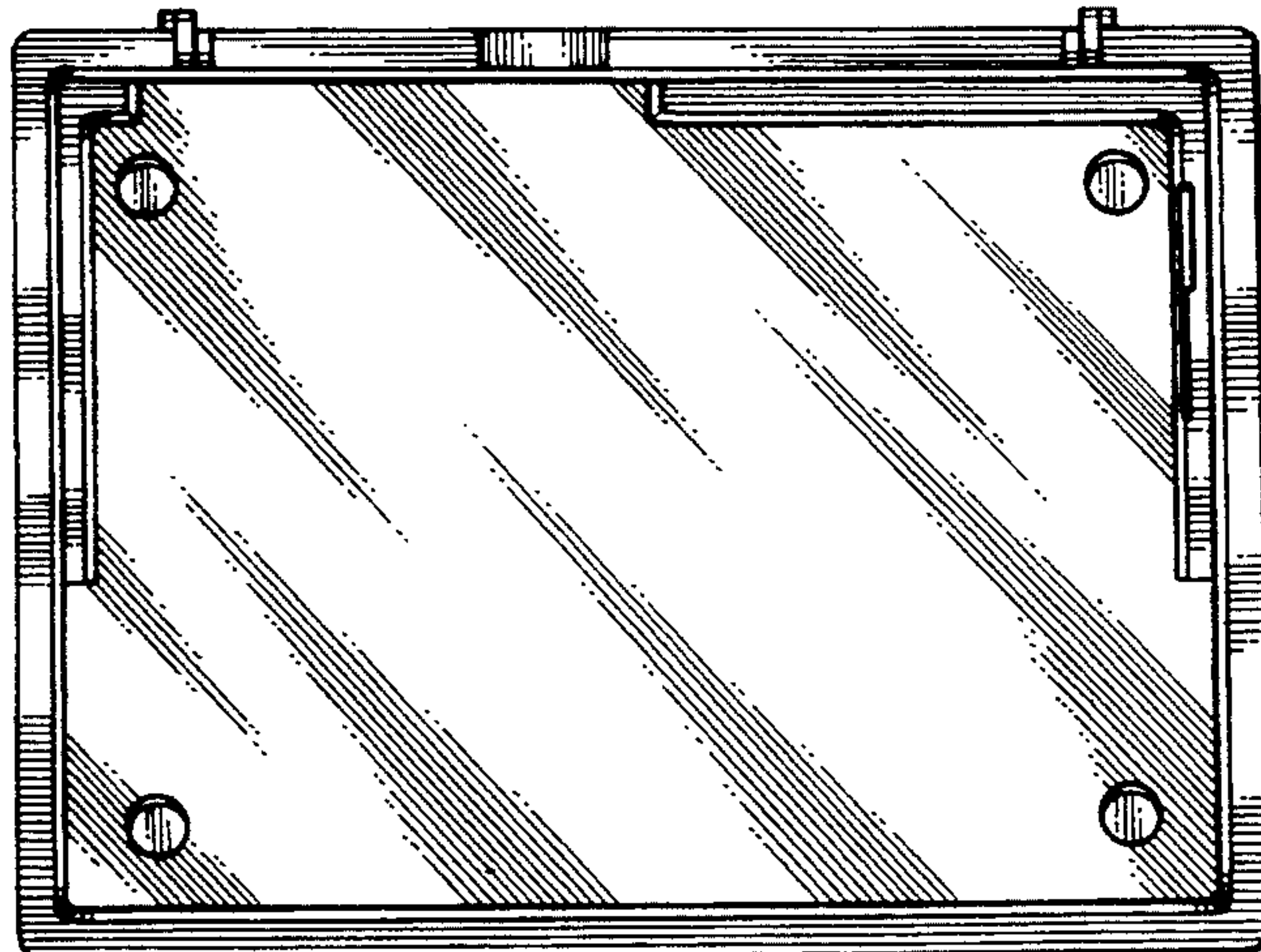


FIG. 7

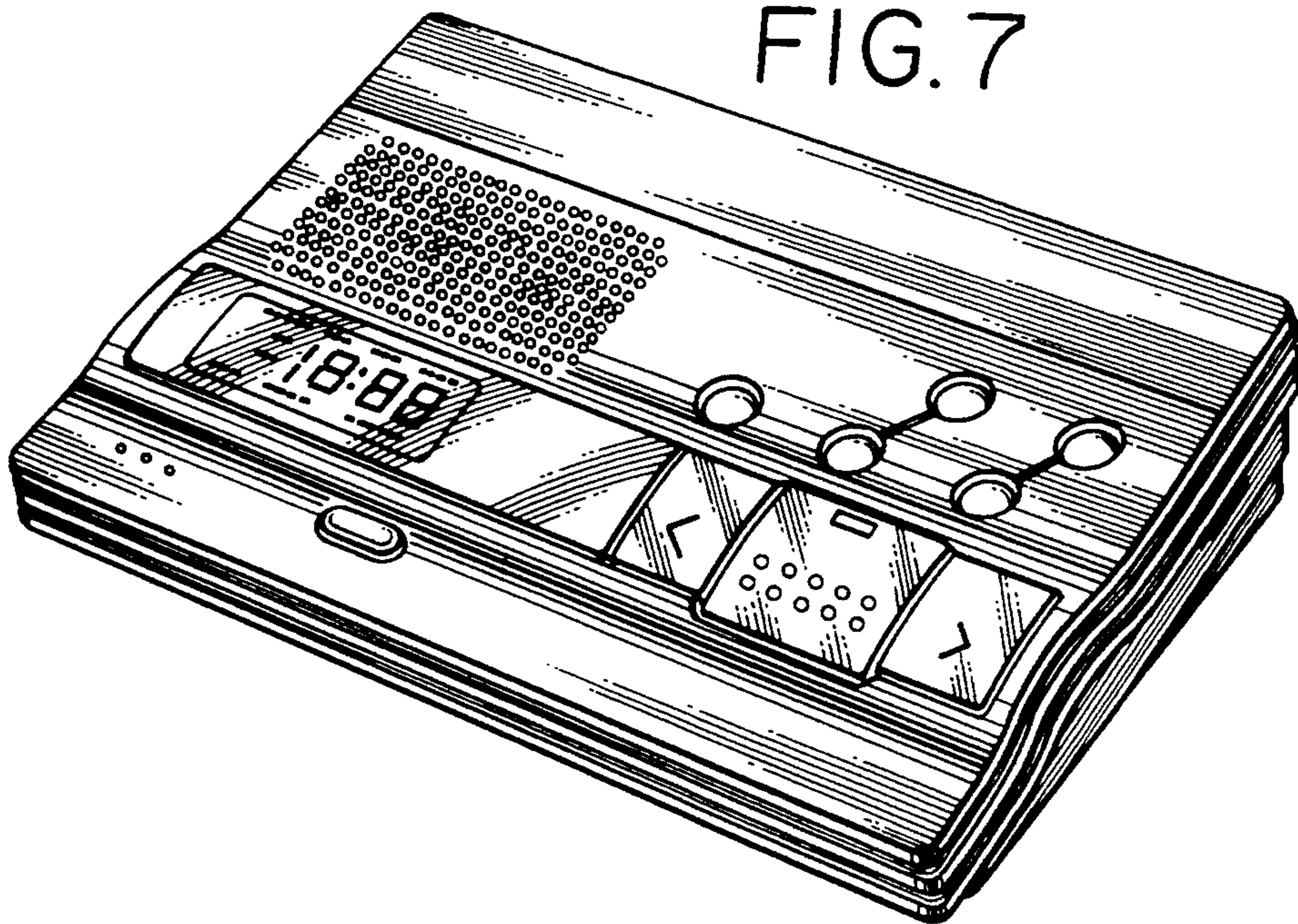


FIG. 8

