



US00D350115S

United States Patent [19]

[11] Patent Number: **Des. 350,115**

Iftikar et al.

[45] Date of Patent: **** Aug. 30, 1994**

[54] **CARTRIDGE WITH A 1.8 INCH FORM FACTOR FOR A REMOVABLE CARTRIDGE DISK DRIVE**

4,559,575 12/1985 Noto et al. .
4,717,981 1/1988 Nigam et al. .
4,870,518 9/1989 Thompson et al. .

[75] Inventors: **Syed H. Iftikar**, Fremont; **Herbert E. Thompson**, Los Gatos; **Albert J. Guerini**, Gilroy, all of Calif.

Primary Examiner—Wallace R. Burke
Assistant Examiner—M. H. Tung
Attorney, Agent, or Firm—Fliesler, Dubb, Meyer & Lovejoy

[73] Assignee: **SyQuest Technology, Inc.**, Fremont, Calif.

[57] **CLAIM**

[**] Term: **14 Years**

The ornamental design for a cartridge with a 1.8 inch form factor for a removable cartridge disk drive, as shown and described.

[21] Appl. No.: **1,411**

[22] Filed: **Nov. 13, 1992**

[52] U.S. Cl. **D14/114**

[58] **Field of Search** 360/60, 132-133,
360/135, 97.01-99.12; 206/312, 444, 309-311;
D14/100, 107, 114

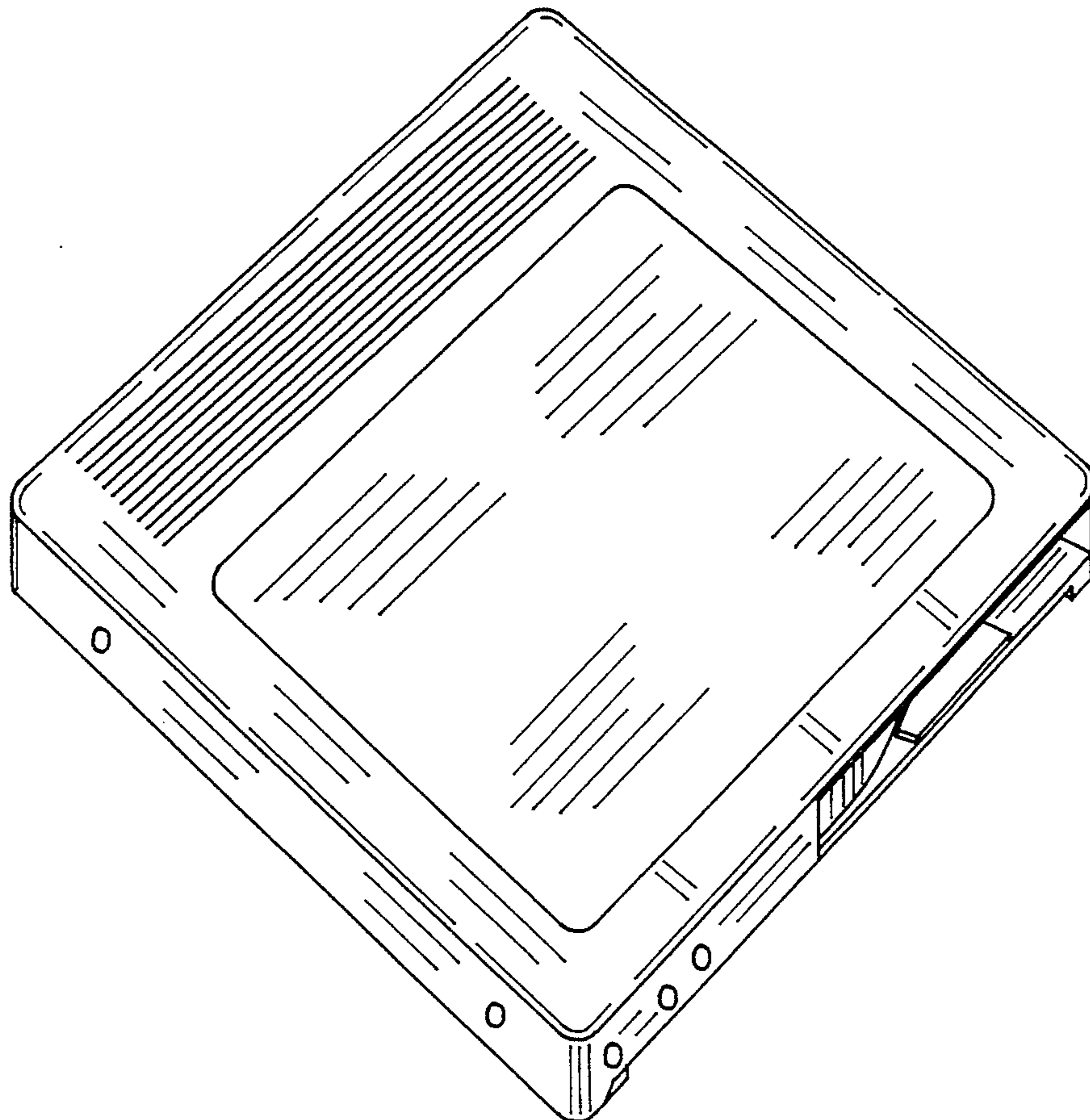
DESCRIPTION

FIG. 1 is a perspective view of a cartridge with a 1.8 inch form factor for a removable cartridge disk drive; FIG. 2 depicts a top plan view of the cartridge of the invention of FIG. 1; FIG. 3 depicts a front end view of the cartridge of the invention of FIG. 1; FIG. 4 depicts a back end view of the cartridge of the invention of FIG. 1; FIG. 5 depicts a right end view of the cartridge of the invention of FIG. 1; FIG. 6 depicts a left end view of the cartridge of the invention of FIG. 1; and, FIG. 7 depicts a bottom view of the cartridge of the invention of FIG. 1.

[56] **References Cited**

U.S. PATENT DOCUMENTS

D. 248,470	7/1978	Talesfore	D14/114
D, 294,020	2/1988	Yukawa	D14/114
D. 330,370	10/1992	Tseng	D14/114
D. 339,798	9/1993	Tannert et al.	D14/114
D. 342,062	12/1993	Martin	D14/114
4,045,821	8/1977	Fujikura	.	
4,419,703	12/1983	Gruczelak et al.	.	



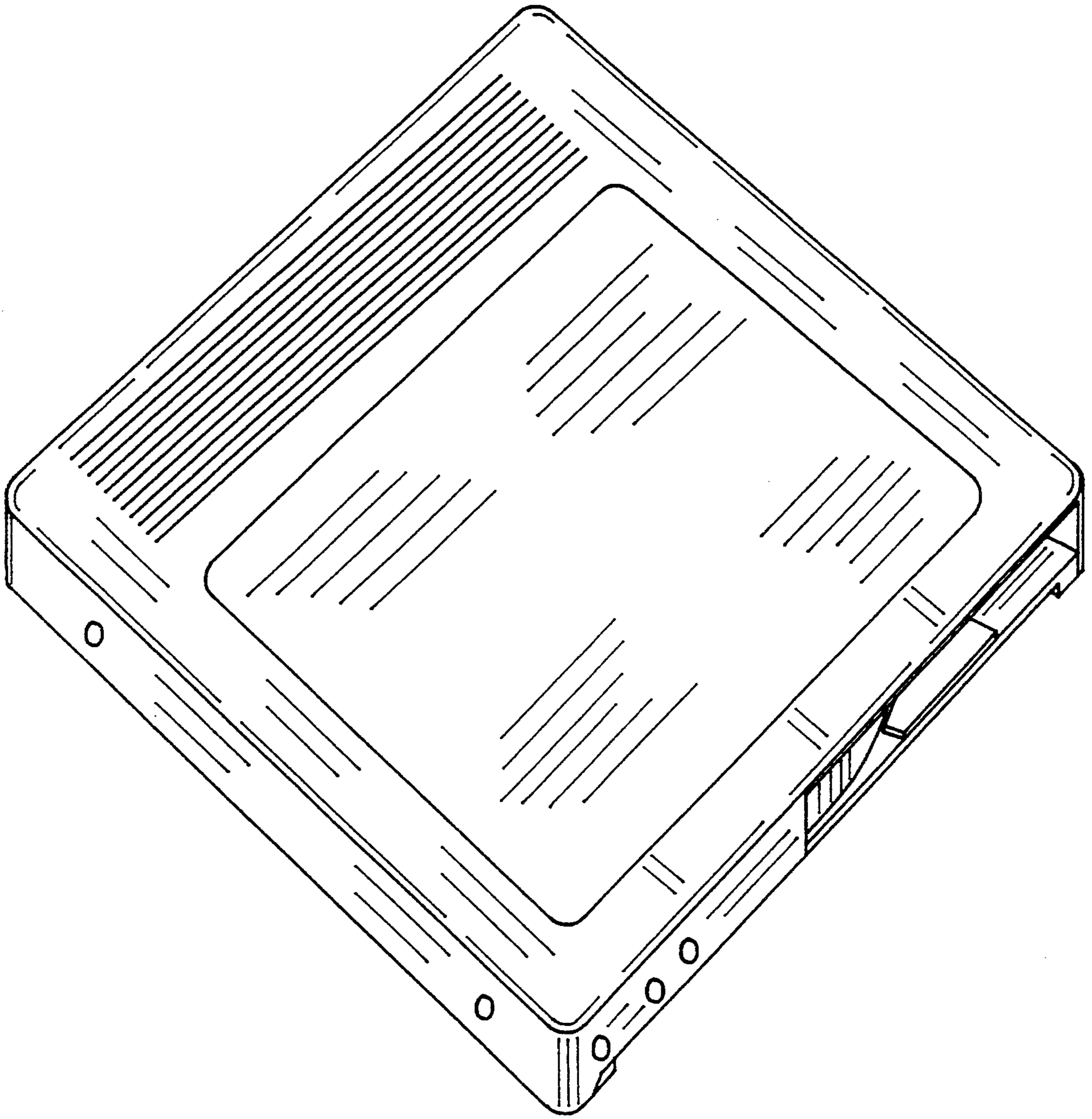


FIG. - 1




FIG. -2



FIG. -3

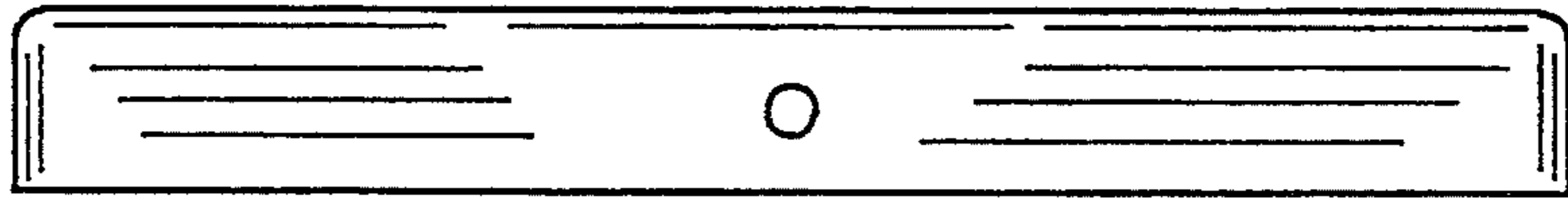


FIG. -4




FIG. -5

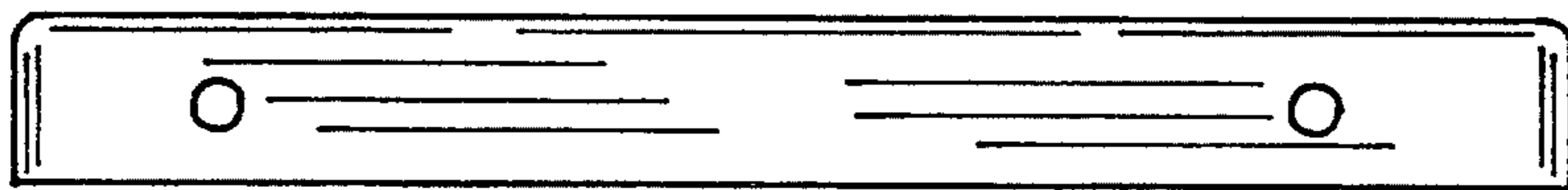


FIG. -6




FIG. -7