



US00D350091S

# United States Patent [19] Shibata

[11] Patent Number: **Des. 350,091**

[45] Date of Patent: **\*\* Aug. 30, 1994**

[54] **AUTOMOBILE TIRE**

[75] Inventor: **Kouji Shibata, Uji, Japan**

[73] Assignee: **Sumitomo Rubber Industries, Ltd.,  
Hyogo, Japan**

[\*\*] Term: **14 Years**

[21] Appl. No.: **4,367**

[22] Filed: **Feb. 2, 1993**

[30] **Foreign Application Priority Data**

Aug. 3, 1992 [JP] Japan ..... 4-23269

[52] U.S. Cl. .... **D12/147**

[58] Field of Search ..... 152/209 R, 209 B, 209 D;  
D12/141-143, 146-151

[56] **References Cited**

**U.S. PATENT DOCUMENTS**

- D. 287,841 1/1987 Ono ..... D12/147
- D. 288,548 3/1987 Kojima et al. .... D12/147
- D. 332,767 1/1993 Tsuda et al. .... D12/147
- D. 341,558 11/1993 Matsushita et al. .... D12/147

**OTHER PUBLICATIONS**

1992 Tread Design Guide, A Bennett Garfield Publication, p. 53, Michelin EPX (SR Rated) Tire.

*Primary Examiner*—James M. Gandy  
*Attorney, Agent, or Firm*—Birch, Stewart, Kolasch & Birch

[57] **CLAIM**

The ornamental design for an automobile tire, as shown and described.

**DESCRIPTION**

FIG. 1 is a front perspective view of an automobile tire showing my new design, it being understood that the tread design is repeated uniformly throughout the circumference of the tire and the opposite side is the same as that shown;

FIG. 2 is a front elevational view thereof;

FIG. 3 is a top plan view thereof;

FIG. 4 is a left side elevational view thereof;

FIG. 5 is a right side elevational view thereof; and,

FIG. 6 is an enlarged fragmentary front elevational view of the groove portions thereof.




FIG. 1

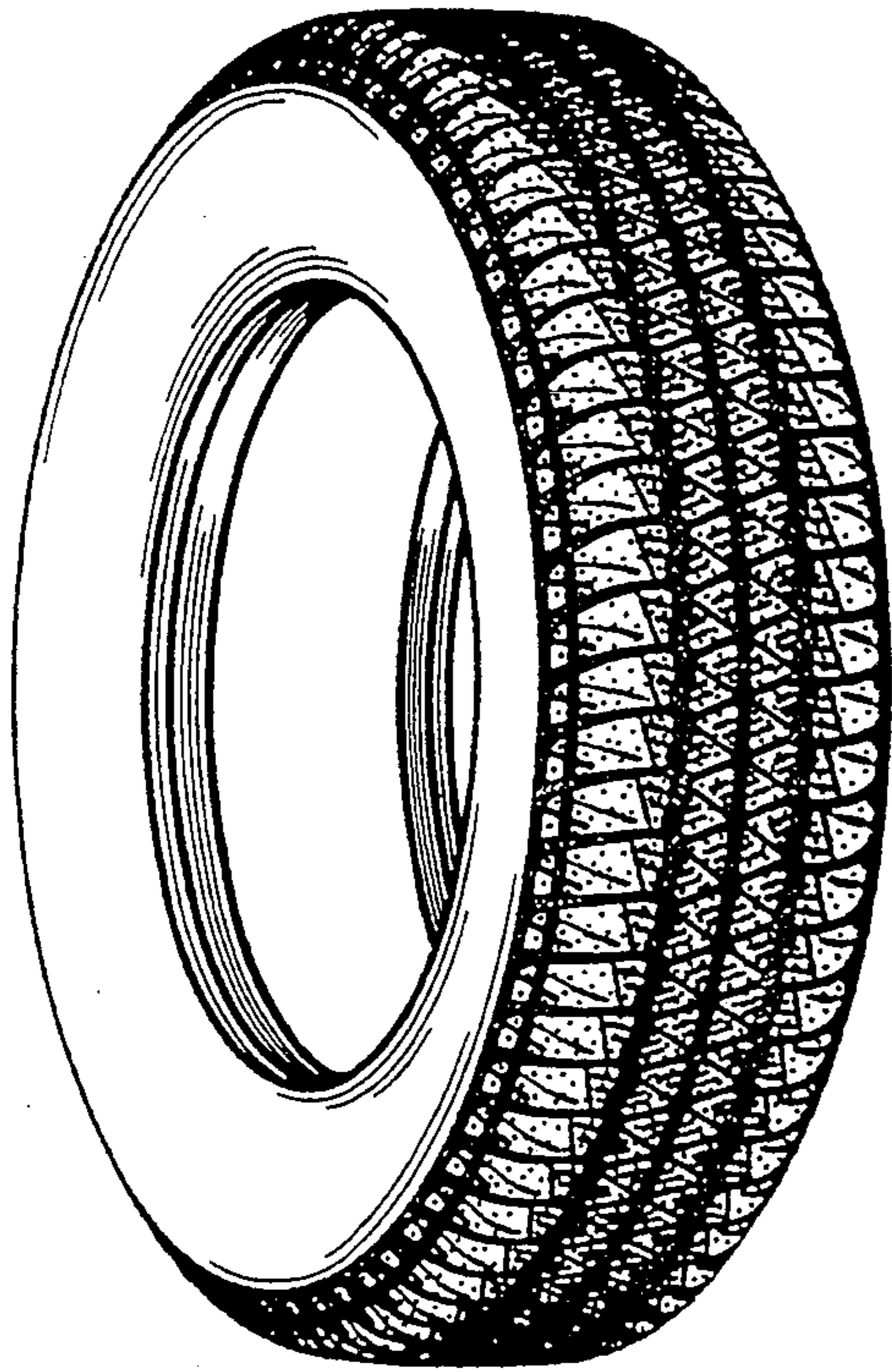


FIG. 2




FIG. 3




FIG. 4

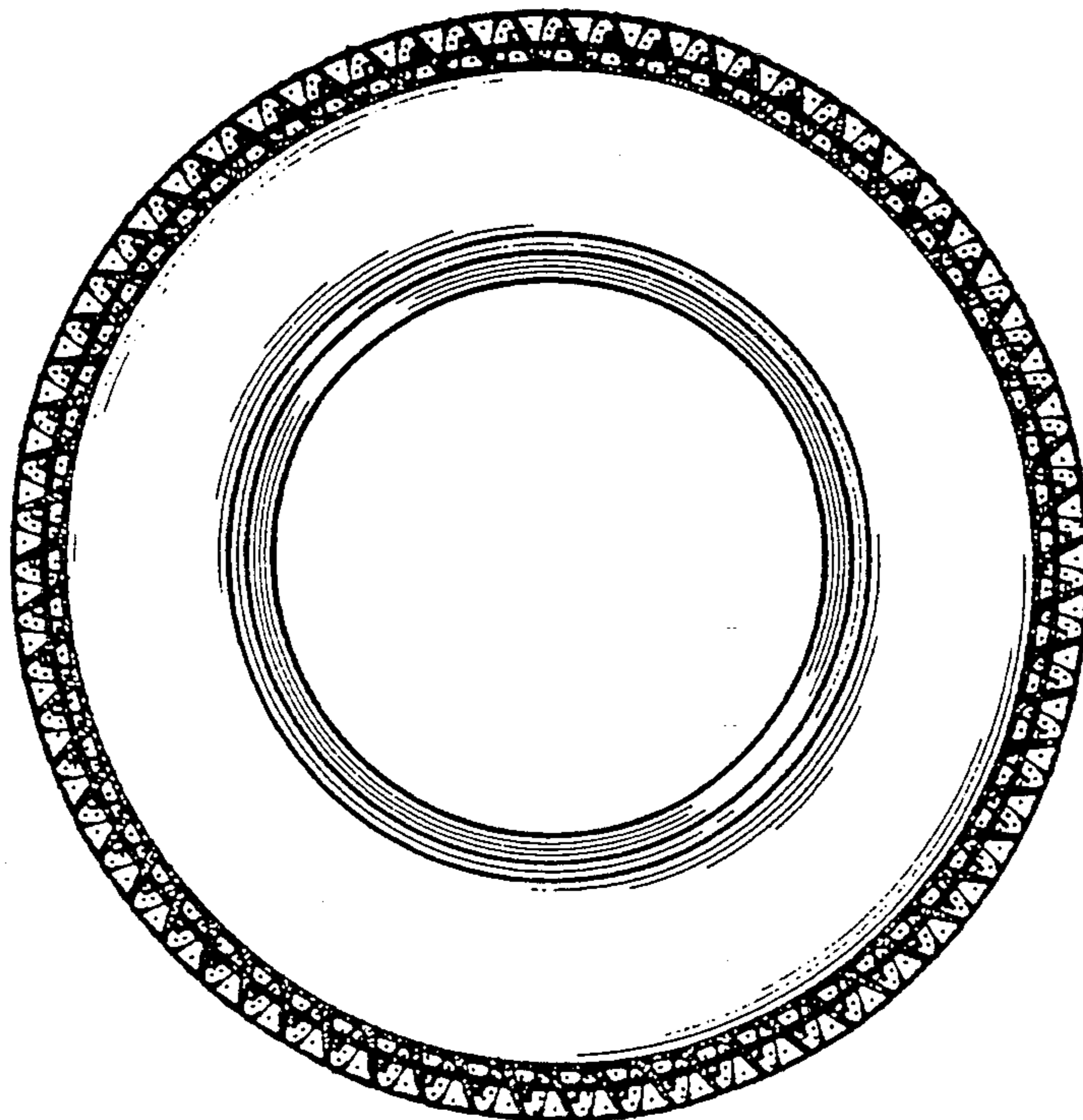


FIG. 5




FIG. 6

