



US00D350074S

United States Patent [19]
Giardiello

[11] **Patent Number: Des. 350,074**

[45] **Date of Patent: ** Aug. 30, 1994**

[54] **WATCH**

[75] **Inventor: Barbara Giardiello, Naples, Italy**

[73] **Assignee: Artime S.A., Neuchatel, Switzerland**

[**] **Term: 14 Years**

[21] **Appl. No.: 892,371**

[22] **Filed: Jun. 2, 1992**

[30] **Foreign Application Priority Data**

Dec. 19, 1991 [IB] Int'l Pat. Institute DM/021 472

[52] **U.S. Cl. D10/39; D10/30**

[58] **Field of Search 368/223, 228, 229, 280-282, 368/276-279, 285; D10/1-40, 127-132**

[56] **References Cited**

U.S. PATENT DOCUMENTS

D. 183,732	10/1958	Fedur	D10/39
D. 195,421	6/1963	Huguenin	D10/39
D. 295,841	5/1988	Kano	D10/39
D. 320,947	10/1991	Goto	D10/39
D. 321,144	10/1991	Besson	D10/39
D. 325,353	4/1992	Meyer	D10/30

D. 337,277 7/1993 Scarinzi D10/30

OTHER PUBLICATIONS

Swiss Watch & Jewelry Journal-Feb. 1989 -p. 305--
watch.

Hong Kong Enterprise-Jun. 1990-p. 109-watches at left
side, and right side.

Bloomington's "Men on Location" Catalog by Mail
Ltd. © Feb. 1980-back cover watch at middle-left.

Skin Diver-Nov. 1979-p. 18-watch at middle-right.

Primary Examiner-Nelson C. Holtje

Attorney, Agent, or Firm-McGlew and Tuttle

[57] **CLAIM**

The ornamental design for a watch, as shown and de-
scribed.

DESCRIPTION

FIG. 1 is a front view of my new watch design;
FIG. 2 is a bottom view of the design of FIG. 1;
FIG. 3 is a right side view of the design of FIG. 1;
FIG. 4 is a left side view of the design of FIG. 1;
FIG. 5 is a front end view of the design of FIG. 1; and,
FIG. 6 is a rear end view of the design of FIG. 1.




FIG.2

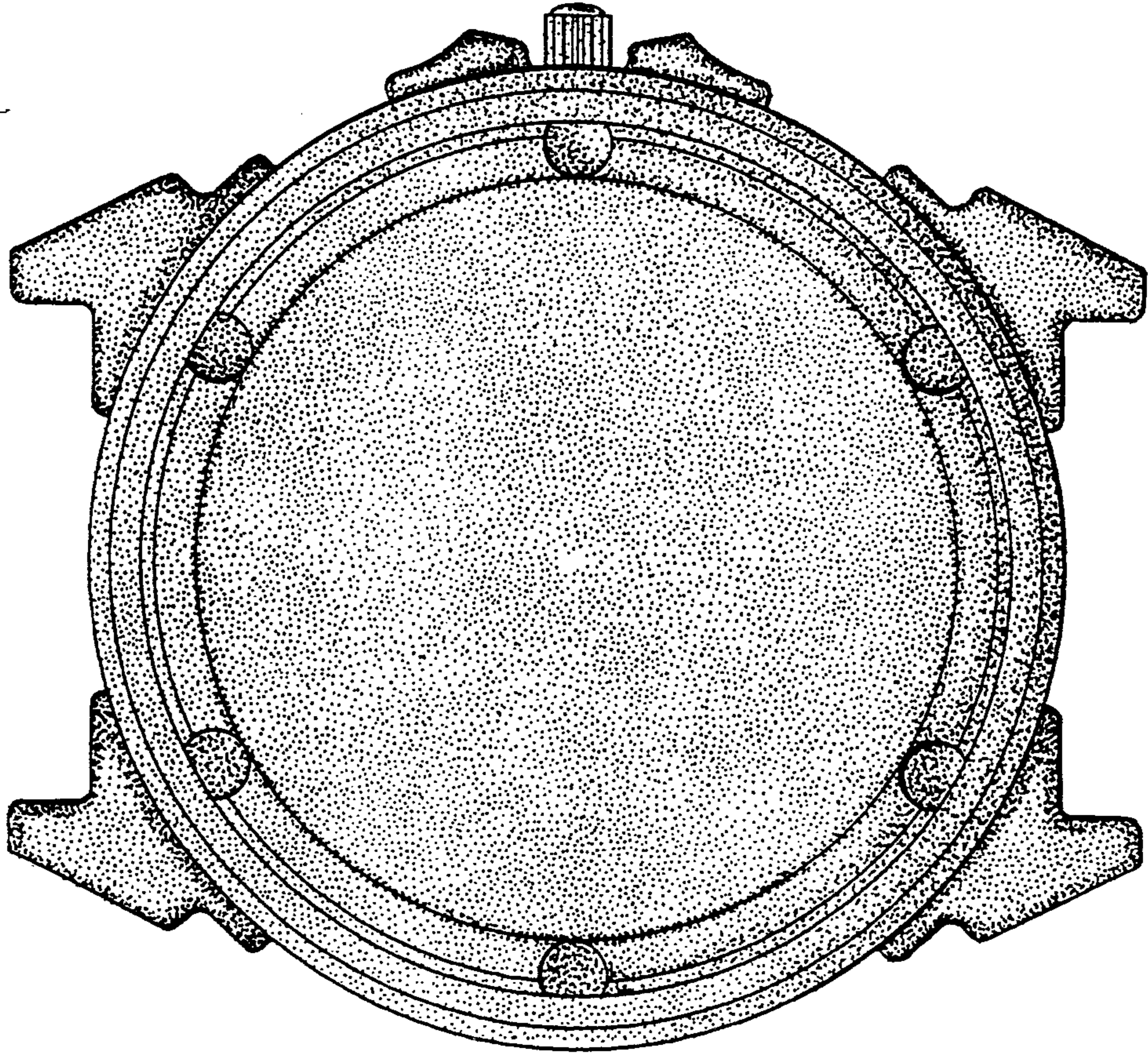



FIG.1



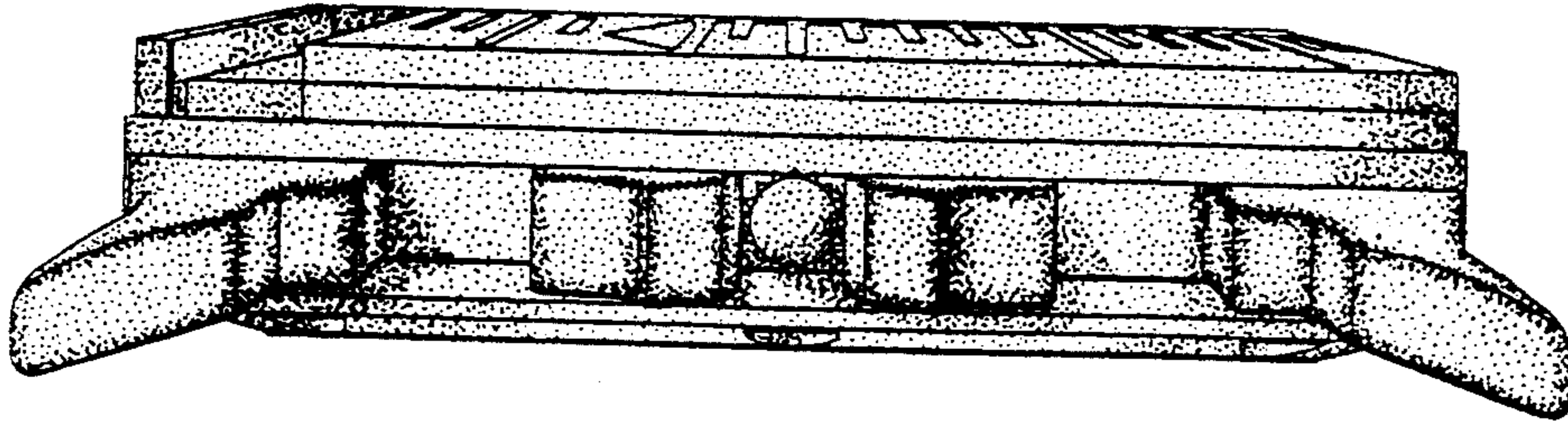


FIG. 3

FIG. 4

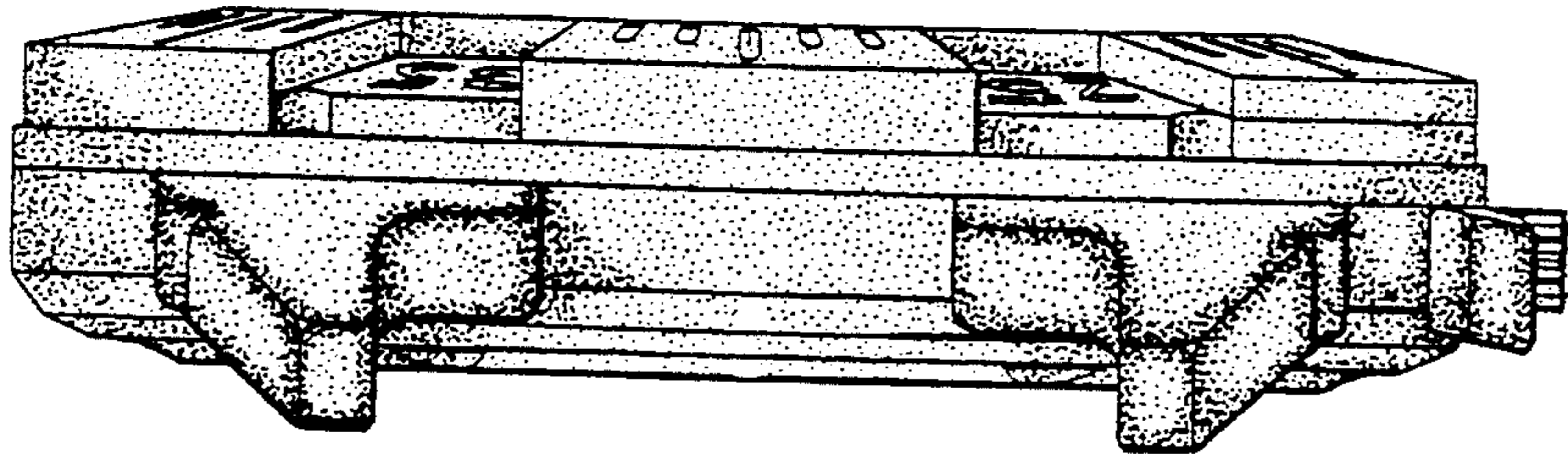
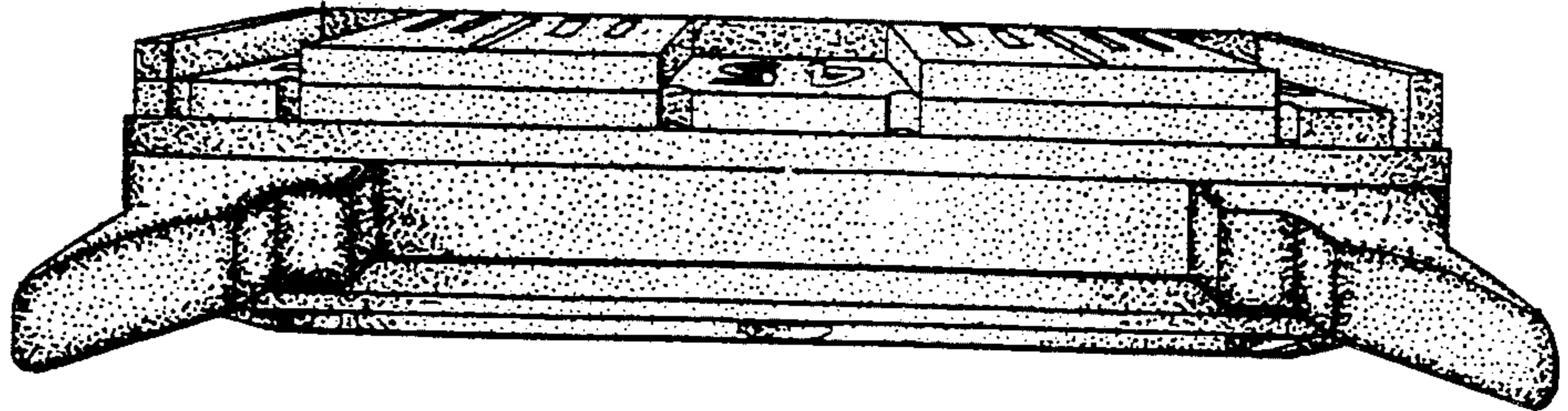


FIG. 5

FIG. 6

