



US00D350072S

United States Patent [19]
Hitter

[11] **Patent Number: Des. 350,072**

[45] **Date of Patent: ** Aug. 30, 1994**

[54] **WRISTWATCH**

[75] **Inventor: Steve Hitter, Ostermündingen, Switzerland**

[73] **Assignee: Sportime Watches AG, Lengnau, Switzerland**

[**] **Term: 14 Years**

[21] **Appl. No.: 943,216**

[22] **Filed: Sep. 11, 1992**

[30] **Foreign Application Priority Data**

Mar. 12, 1992 [WO] World Int. Prop. O. ... DM/022 273

[52] **U.S. Cl. D10/32; D10/30**

[58] **Field of Search 368/223, 228-229, 368/232, 276-277, 280-282, 285; D10/1-40, 122-132**

[56] **References Cited**

U.S. PATENT DOCUMENTS

D. 317,128	5/1991	Benson	D10/32
D. 331,884	12/1992	Wunderman	D10/39
D. 336,616	6/1993	Gueit	D10/39
4,748,603	5/1988	Ray	368/223 X

OTHER PUBLICATIONS

Swiss Watch & Jewelry Journal-Feb. 1987-p. 618-watch.
Jeweler's Circular-Keystone-Sep. 1983-p. 125-watch at bottom-left.

Swiss Watch & Jewelry Journal-Feb. 1989-p. 511-watches at bottom-right.

Primary Examiner-Nelson C. Holtje
Attorney, Agent, or Firm-Sughrue, Mion, Zinn, Macpeak & Seas

[57] **CLAIM**

The ornamental design for a wristwatch, as shown and described.

DESCRIPTION

FIG. 1 is a perspective view of a wristwatch showing my new design;

FIG. 2 is a top plan view thereof;


FIG. 3 is a bottom plan view thereof;

FIG. 4 is a side elevational view of one side thereof;

FIG. 5 is a side elevational view of an opposite side thereof;

FIG. 6 is an end elevational view of one end thereof; and,

FIG. 7 is an end elevational view of an opposite end thereof.






FIG. 1

FIG. 2

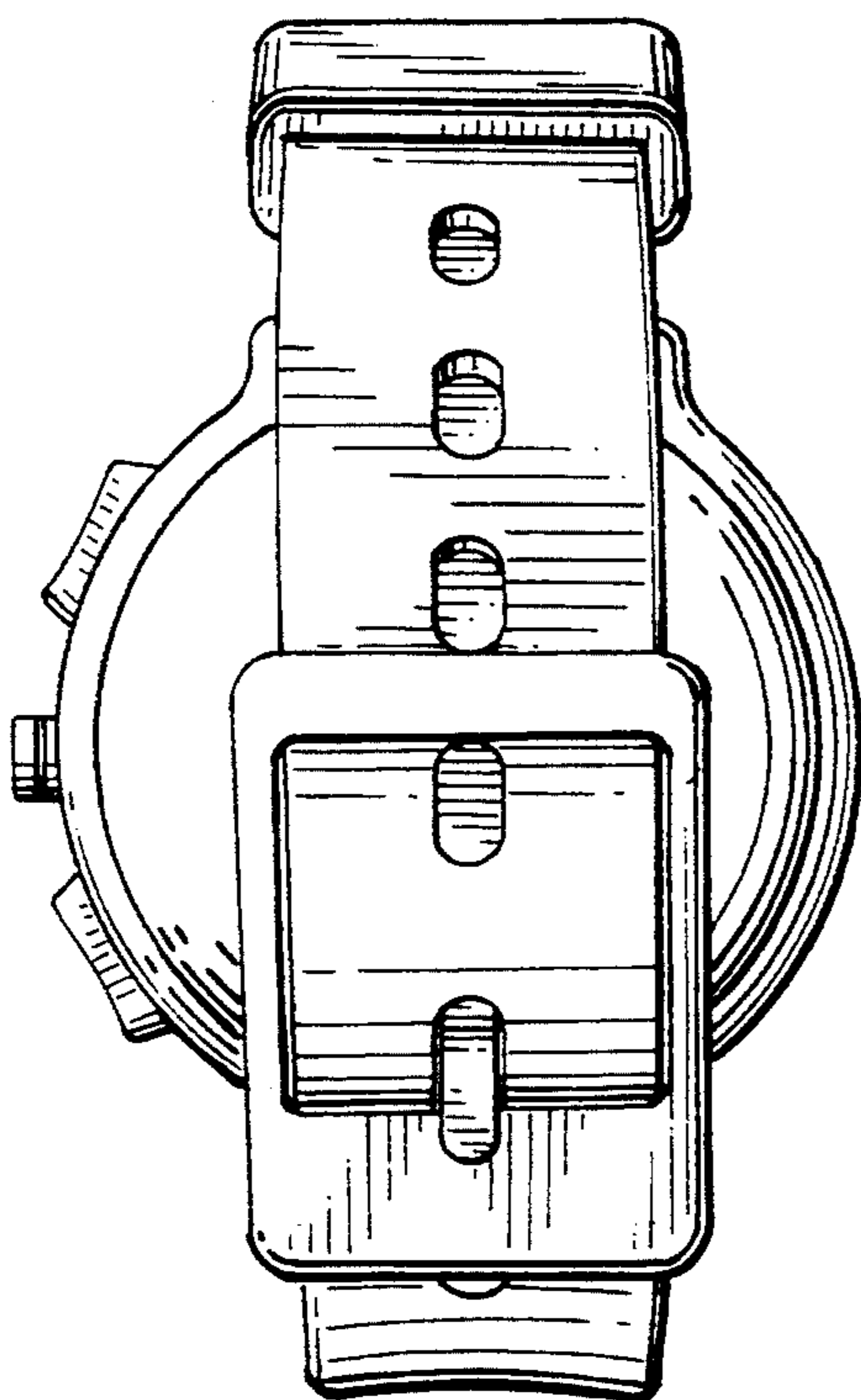



FIG. 3

FIG. 4

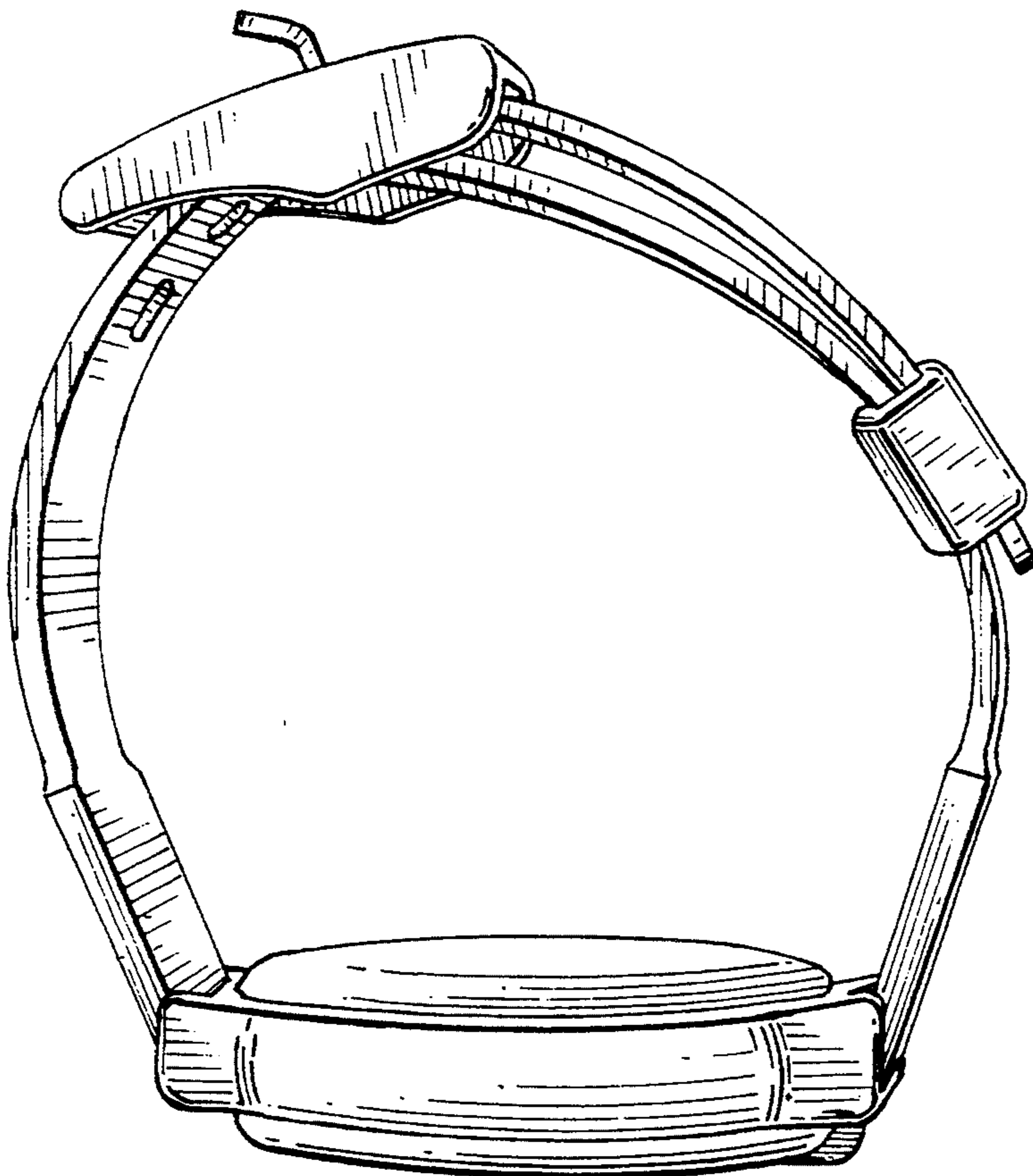
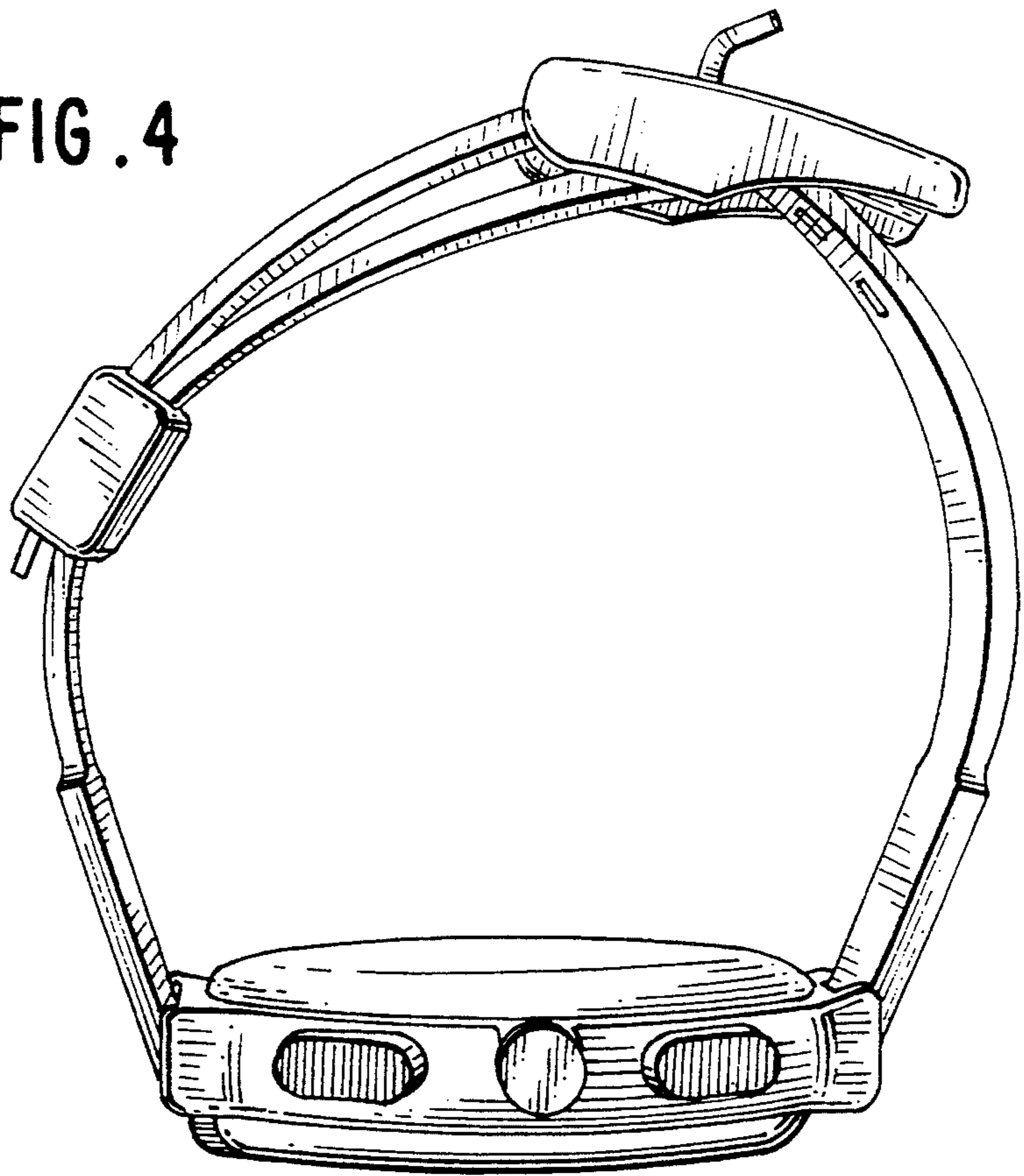


FIG. 5

FIG. 6

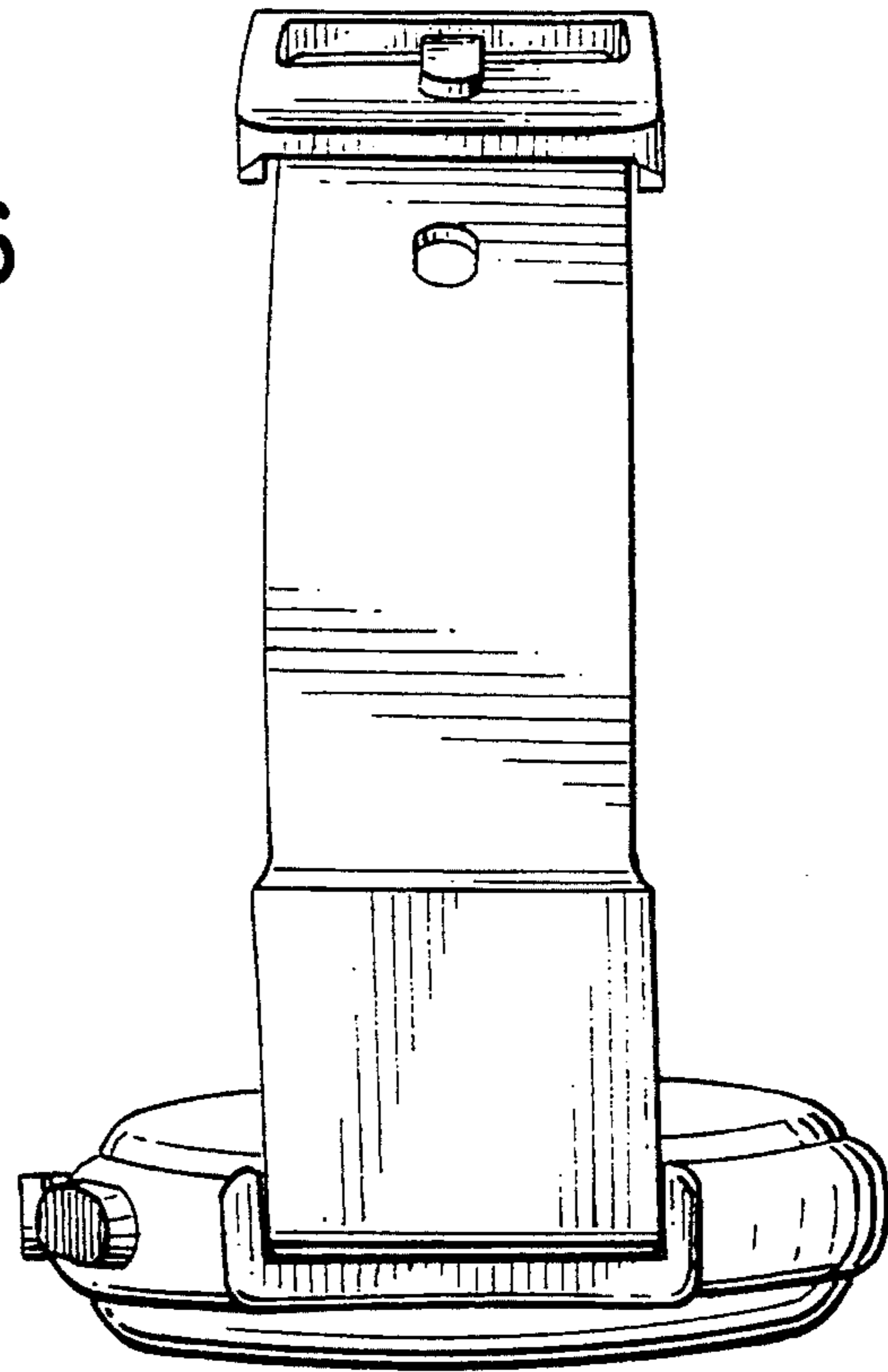


FIG. 7

