



US00D350061S

# United States Patent [19]

[11] Patent Number: **Des. 350,061**

Hoffman et al.

[45] Date of Patent: **\*\* Aug. 30, 1994**

[54] **PORTION OF A KEY BLADE BLANK**

[75] Inventors: **Anthony J. Hoffman**, Plantsville, Conn.; **Robert E. Kearns**, San Francisco, Calif.

[73] Assignee: **Corbin Russwin, Inc.**, Berlin, Conn.

[\*\*] Term: **14 Years**

[21] Appl. No.: **3,756**

[22] Filed: **Jan. 6, 1993**

[52] U.S. Cl. .... **D8/347**

[58] Field of Search ..... **D8/347-348; 70/393, 402, 408, 407, 419, 437**

[56] **References Cited**

**U.S. PATENT DOCUMENTS**

D. 278,880	5/1985	Widen .....	D8/347
D. 286,854	11/1986	Fane et al. ....	D8/347
D. 328,856	8/1992	Best et al. ....	D8/347
D. 335,253	5/1993	Eizen .....	D8/347
2,803,959	8/1957	Schlage .....	70/347 X
3,499,304	3/1970	Nuajoks .....	70/406
4,608,842	9/1986	Tietz .....	70/419 X
4,964,288	10/1990	Braun et al. ....	70/406

**FOREIGN PATENT DOCUMENTS**

88591 2/1960 Denmark ..... 70/406 X

**OTHER PUBLICATIONS**

Ilco Unican Corp Catalogue No. 60R (1984) Key Blank #A1170B (p. 2).

Ilco Unican Corp Catalogue No. 60R (1984) Key Blank #1054F (p. 13).

Emhardt Corp. Drawing-Warding Data-Sections 59AD, 62AD, 76D1.


*Primary Examiner*—Brian N. Vinson  
*Attorney, Agent, or Firm*—Darby & Darby

[57] **CLAIM**

The ornamental design for a portion of a key blade blank, as shown and described.

**DESCRIPTION**

FIG. 1 is a front view of a first embodiment of our new design of a portion of a key blade blank;  
 FIG. 2 is a right side view of a first embodiment of our new design of a portion of a key blade blank;  
 FIG. 3 is a left side view of a first embodiment of our new design of a portion of a key blade blank;  
 FIG. 4 is a top view of a first embodiment of our new design of a portion of a key blade blank;  
 FIG. 5 is a bottom view of a first embodiment of our new design of a portion of a key blade blank;  
 FIG. 6 is a front view of a second embodiment of our new design of a portion of a key blade blank;  
 FIG. 7 is a right side view of a second embodiment of our new design of a portion of a key blade blank;  
 FIG. 8 is a left side view of a second embodiment of our new design of a portion of a key blade blank;  
 FIG. 9 is a top view of a second embodiment of our new design of a portion of a key blade blank; and,  
 FIG. 10 is a bottom view of a second embodiment of our new design of a portion of a key blade blank.



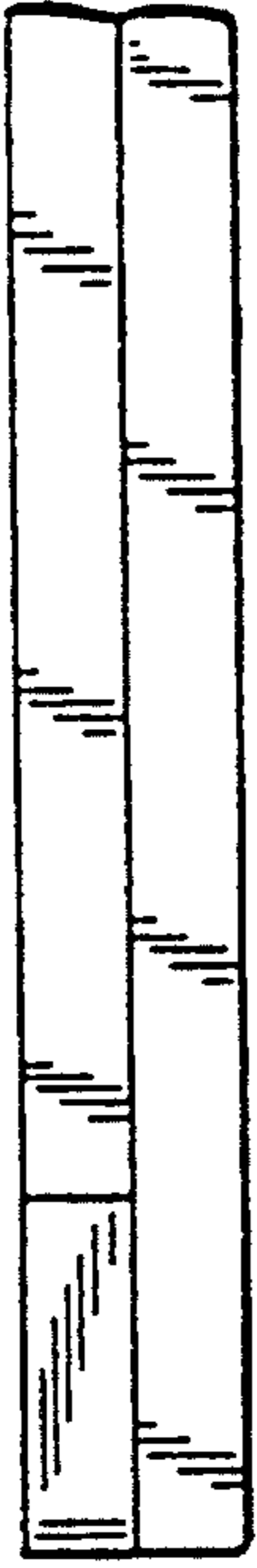


FIG. 4




FIG. 2




FIG. 5




FIG. 1

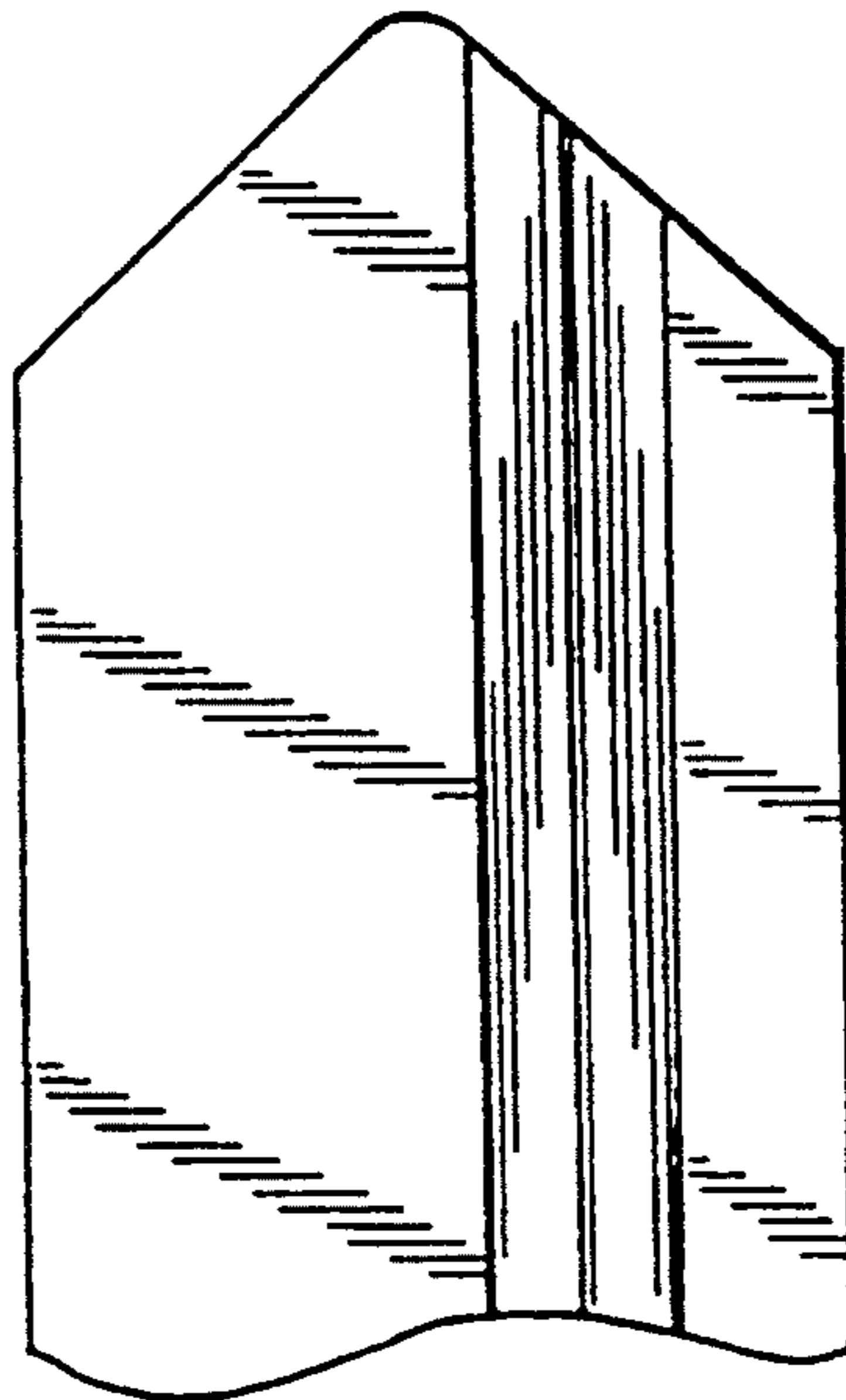


FIG. 3



FIG. 9

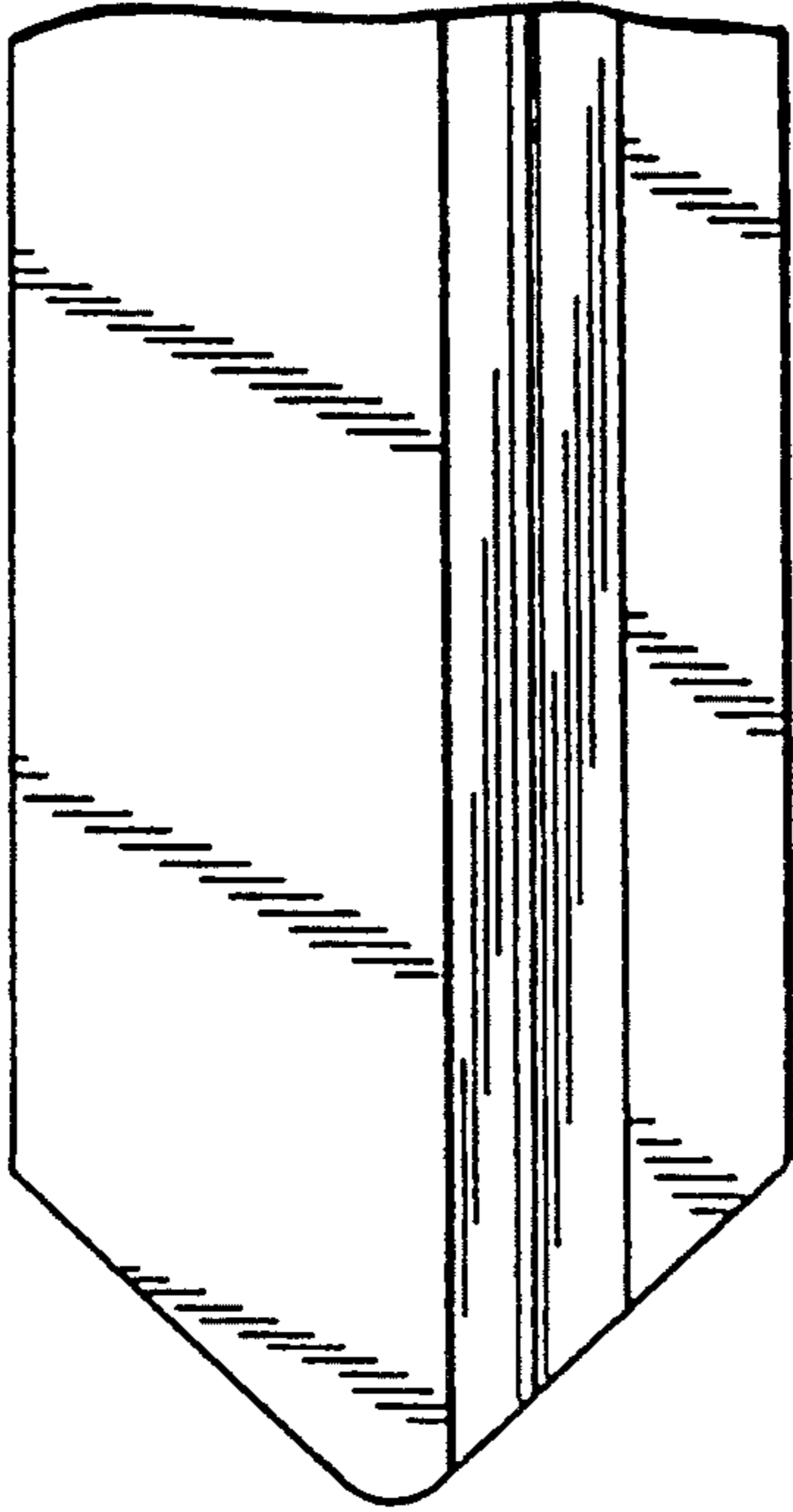


FIG. 7



FIG. 10



FIG. 6

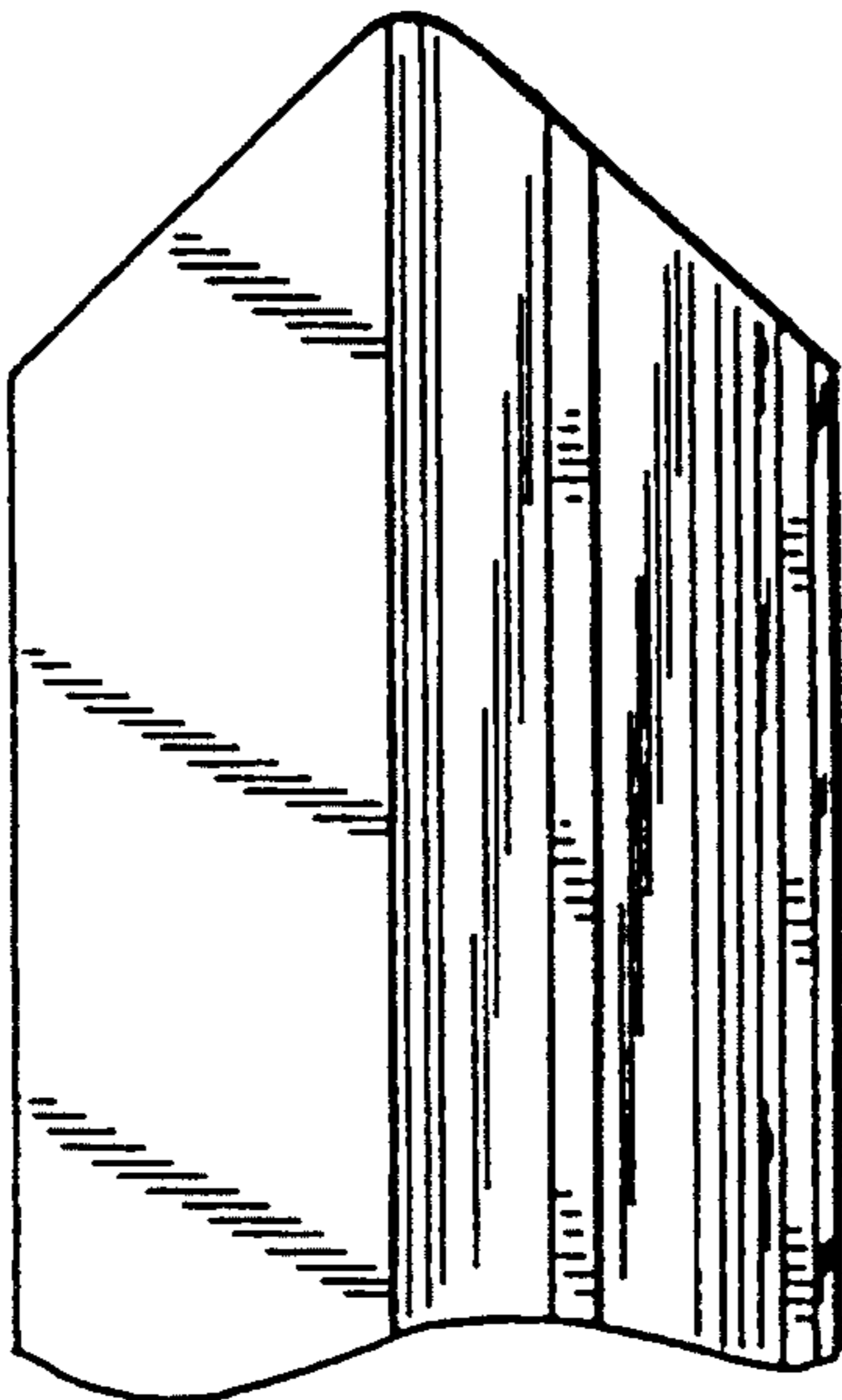


FIG. 8