



US00D350058S

United States Patent [19]

[11] Patent Number: Des. 350,058

Hoffman et al.

[45] Date of Patent: ** Aug. 30, 1994

[54] PORTION OF A KEY BLADE BLANK

[75] Inventors: Anthony J. Hoffman, Plantsville, Conn.; Robert E. Kearns, San Francisco, Calif.

[73] Assignee: Corbin Russwin, Inc., Berlin, Conn.

[**] Term: 14 Years

[21] Appl. No.: 3,301

[22] Filed: Jan. 6, 1993

[52] U.S. Cl. D8/347

[58] Field of Search D8/347-348;
70/393, 402, 405, 407, 419, 437

[56] References Cited PUBLICATIONS

Emhart Corp. Drawing-Warding Data-Sections 59AC, 62AC, 76DI.

Primary Examiner—Brian N. Vinson
Attorney, Agent, or Firm—Darby & Darby

[57] CLAIM

The ornamental design for portion of a key blade blank, as shown and described.

DESCRIPTION

FIG. 1 is a front view of a first embodiment of our new design of a portion of a key blade blank; FIG. 2 is a right side view of a first embodiment of our new design of a portion of a key blade blank; FIG. 3 is a left side view of a first embodiment of our new design of a portion of a key blade blank; FIG. 4 is a top view of a first embodiment of our new design of a portion of a key blade blank; FIG. 5 is a bottom view of a first embodiment of our new design of a portion of a key blade blank; FIG. 6 is a front view of a second embodiment of our new design of a portion of a key blade blank; FIG. 7 is a right side view of a second embodiment of our new design of a portion of a key blade blank; FIG. 8 is a left side view of a second embodiment of our new design of a portion of a key blade blank; FIG. 9 is a top view of a second embodiment of our new design of a portion of a key blade blank; and, FIG. 10 is a bottom view of a second embodiment of our new design of a portion of a key blade blank.






FIG. 4




FIG. 2



FIG. 5



FIG. 1

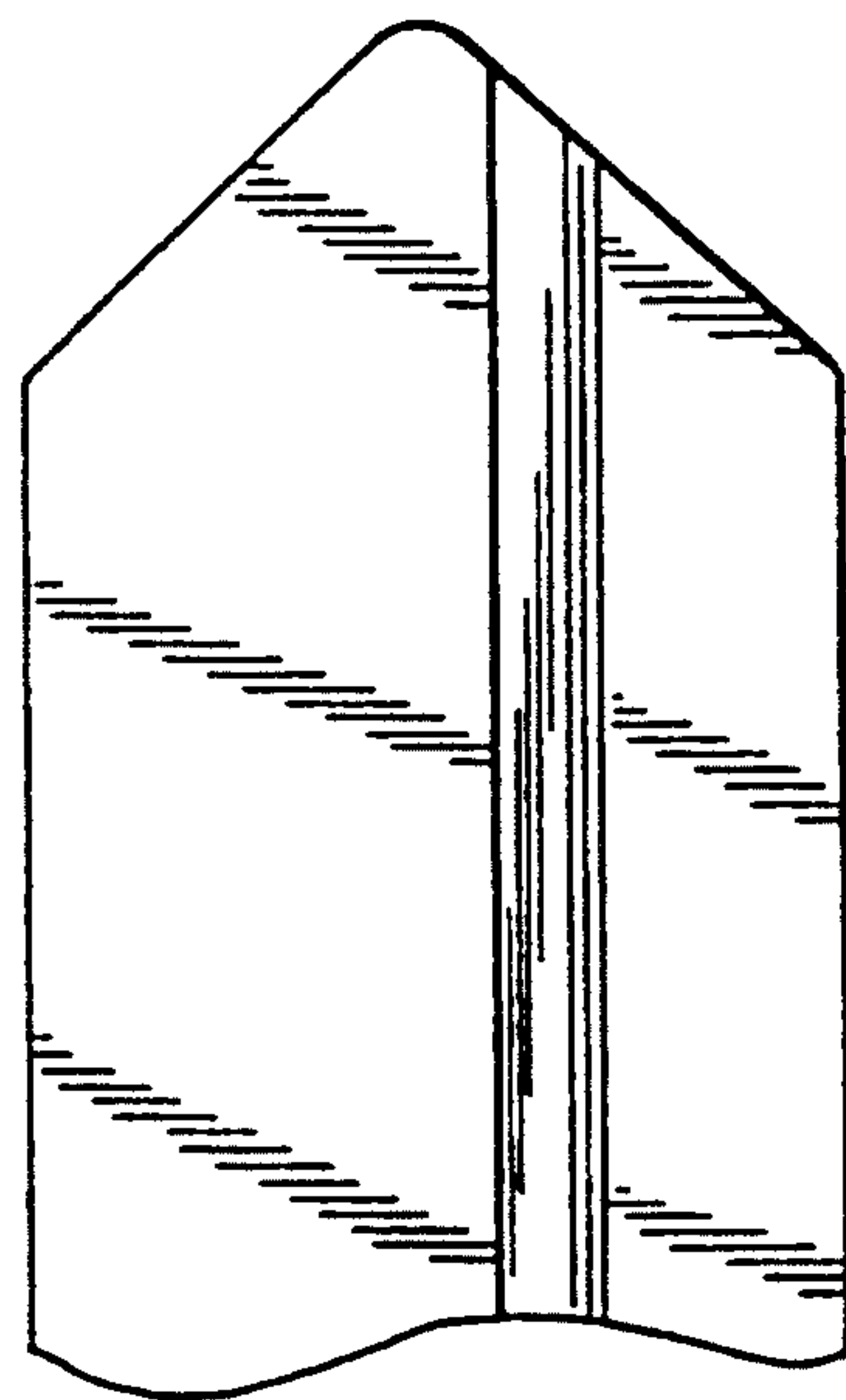


FIG. 3

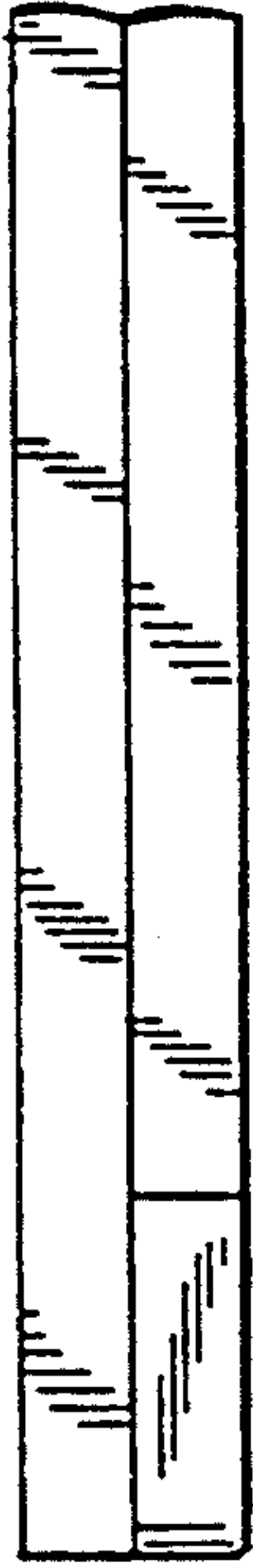


FIG. 9

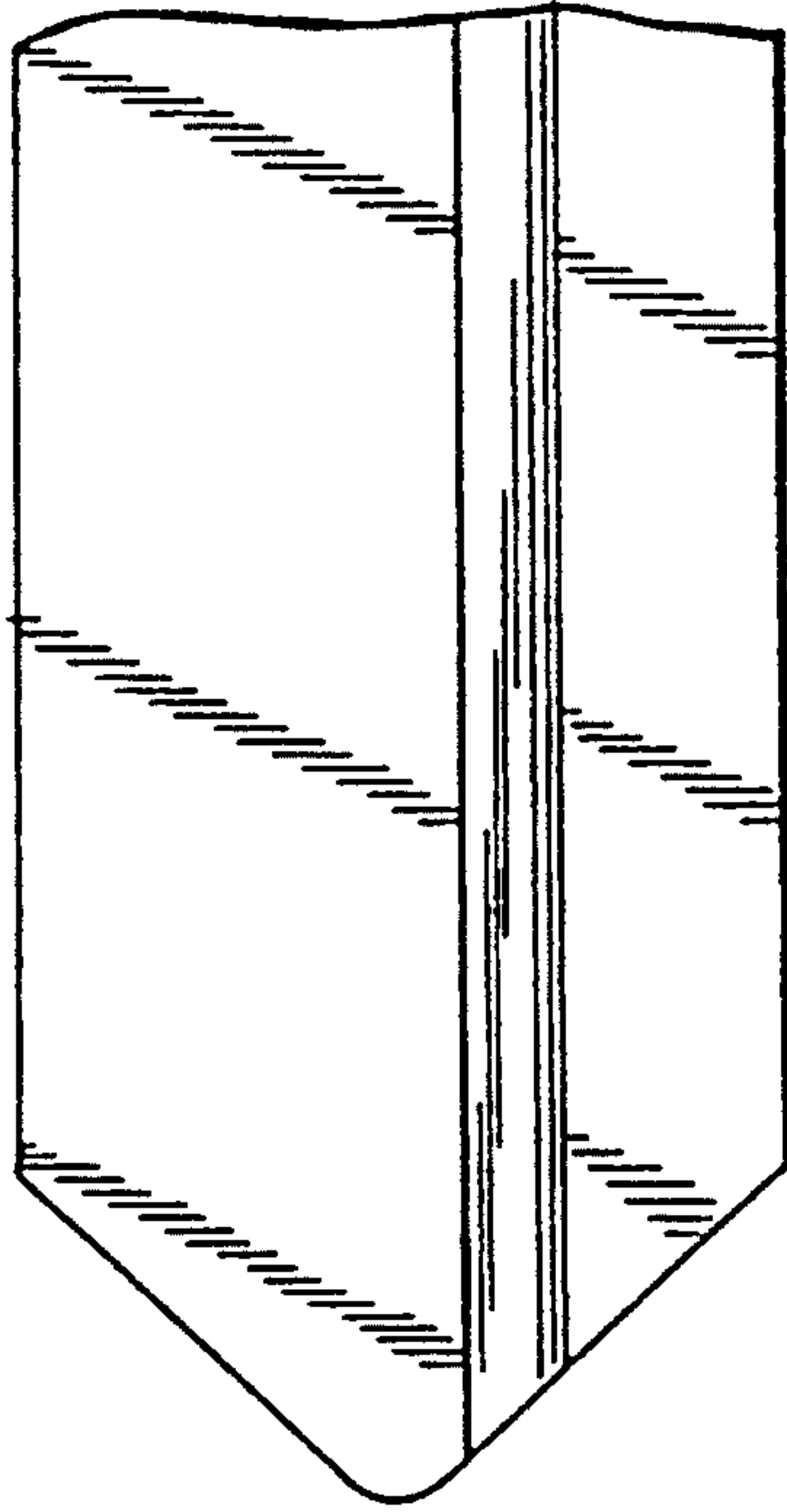


FIG. 7




FIG. 10



FIG. 6

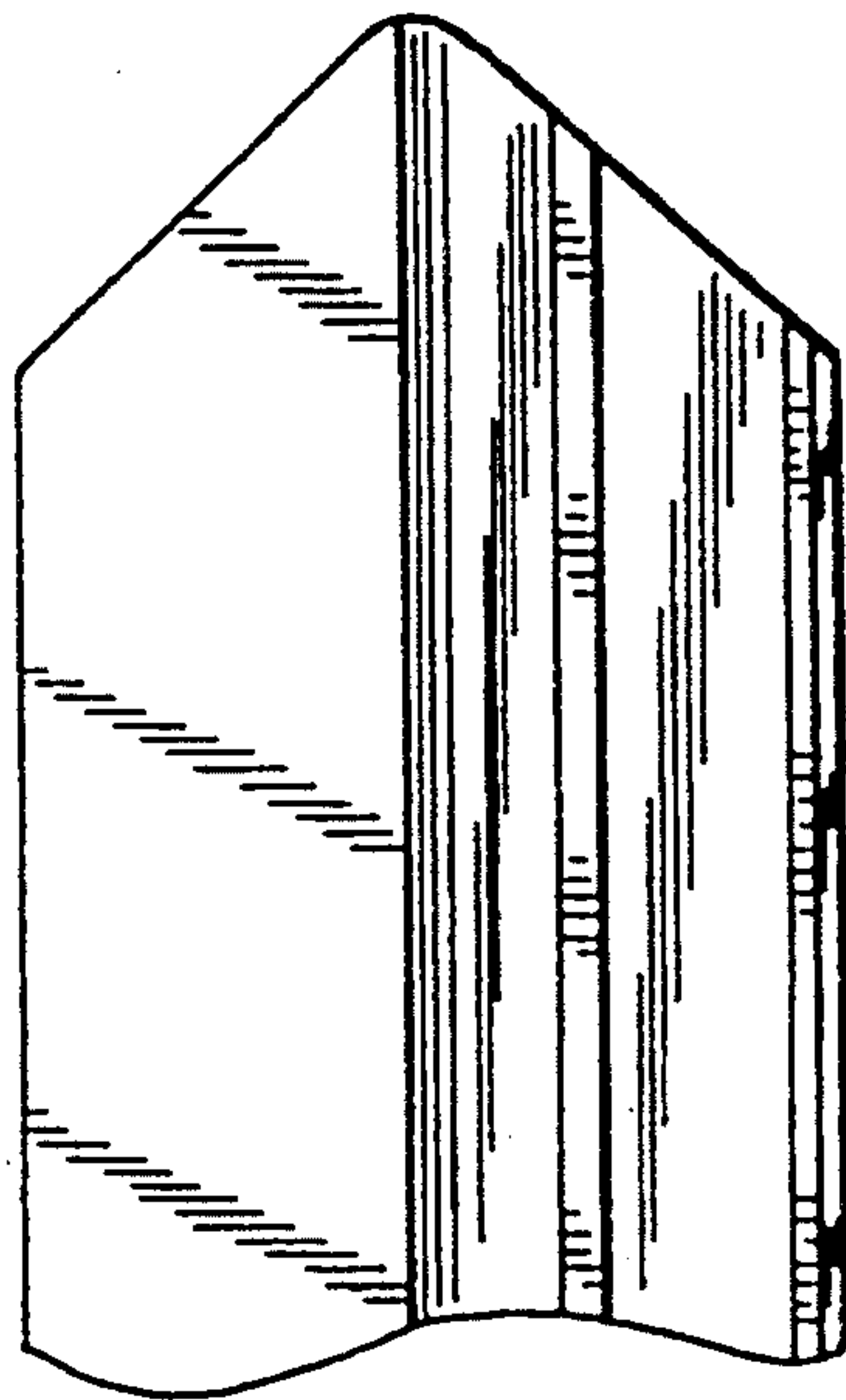


FIG. 8