



US00D350052S

# United States Patent [19] Sun

[11] Patent Number: **Des. 350,052**

[45] Date of Patent: **\*\* Aug. 30, 1994**

[54] **HARROW**

[76] Inventor: **Han-Chin Sun**, 43, Ta An Road,  
Tieng Chung Shen, Changhua,  
Taiwan

[\*\*] Term: **14 Years**

[21] Appl. No.: **4,249**

[22] Filed: **Jan. 29, 1993**

[52] U.S. Cl. .... **D8/13**

[58] Field of Search ..... **D8/13;**  
**56/400.17-400.21**

4,831,815 5/1989 Bonnes ..... 56/400.17  
4,848,073 7/1989 Germain et al. .... 56/400.21 X  
5,177,947 1/1993 Sun ..... 56/400.21 X

### OTHER PUBLICATIONS

DIY Retailing, Aug. 1985, p. 323, rake, item A, located  
in center of page.

*Primary Examiner*—Wallace R. Burke

*Assistant Examiner*—H. Baynham

*Attorney, Agent, or Firm*—Lowe, Price, LeBlanc &  
Becker

### [57] CLAIM

A new original design for a harrow, as shown and de-  
scribed herein.

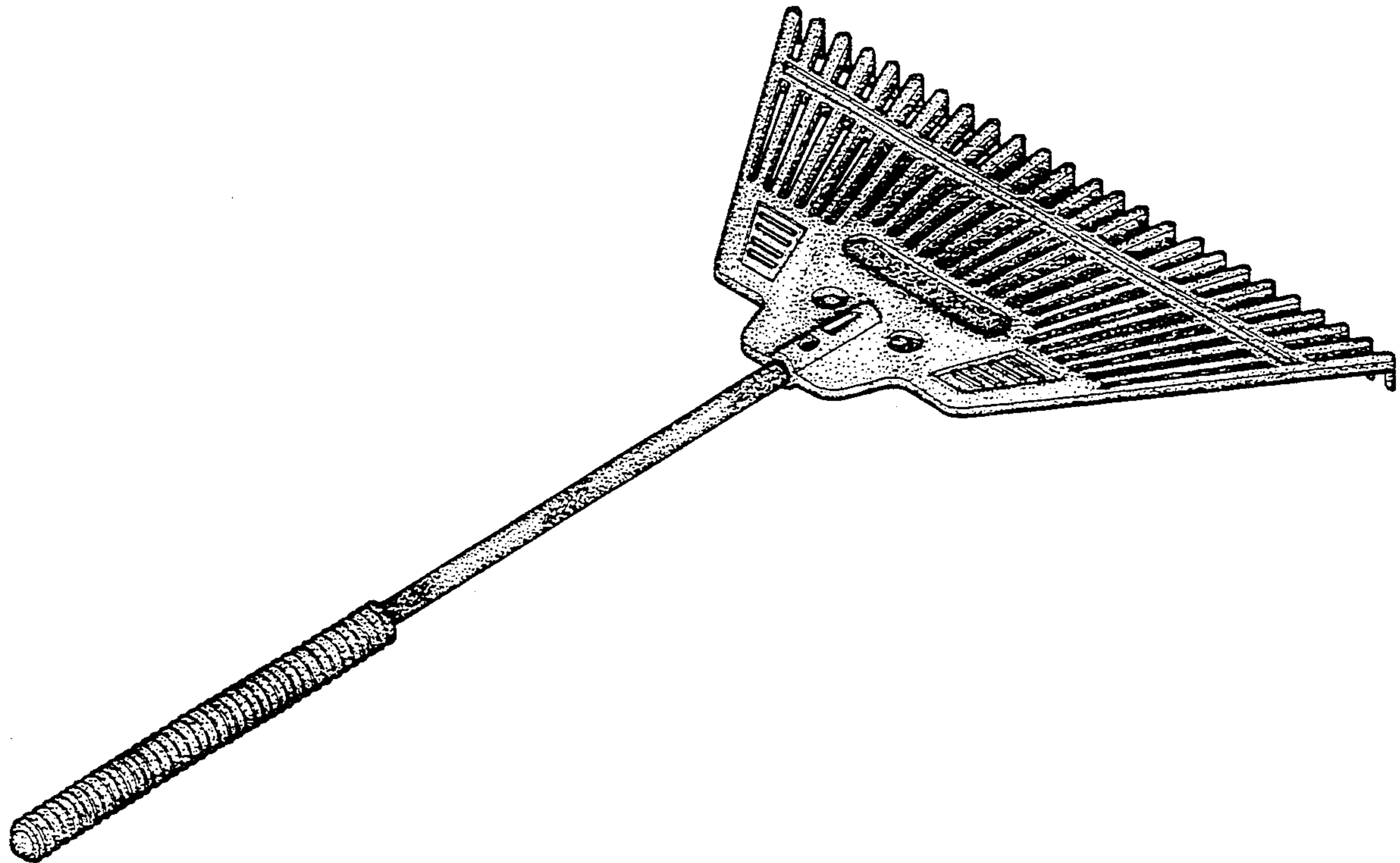
### [56] References Cited

#### U.S. PATENT DOCUMENTS

D. 230,558 3/1974 Laible ..... D8/13  
D. 233,305 10/1974 Eads ..... D8/13  
D. 248,612 7/1978 Oas ..... D8/13  
D. 263,367 3/1982 Fodor et al. .... D8/13  
D. 293,196 12/1987 Germain et al. .... D8/13  
D. 311,310 10/1990 Clivio ..... D8/13  
1,772,571 8/1930 Withington ..... D8/13  
2,315,021 3/1943 Schmidt et al. .... D8/13

### DESCRIPTION

FIG. 1 is a perspective view of the harrow;  
FIG. 2 is a right side view thereof;  
FIG. 3 is a left side view thereof;  
FIG. 4 is a rear view thereof;  
FIG. 5 is a front view thereof;  
FIG. 6 is a top view thereof; and,  
FIG. 7 is a bottom view thereof.






FIG. 1




FIG. 3




FIG. 2



FIG. 4



FIG. 5

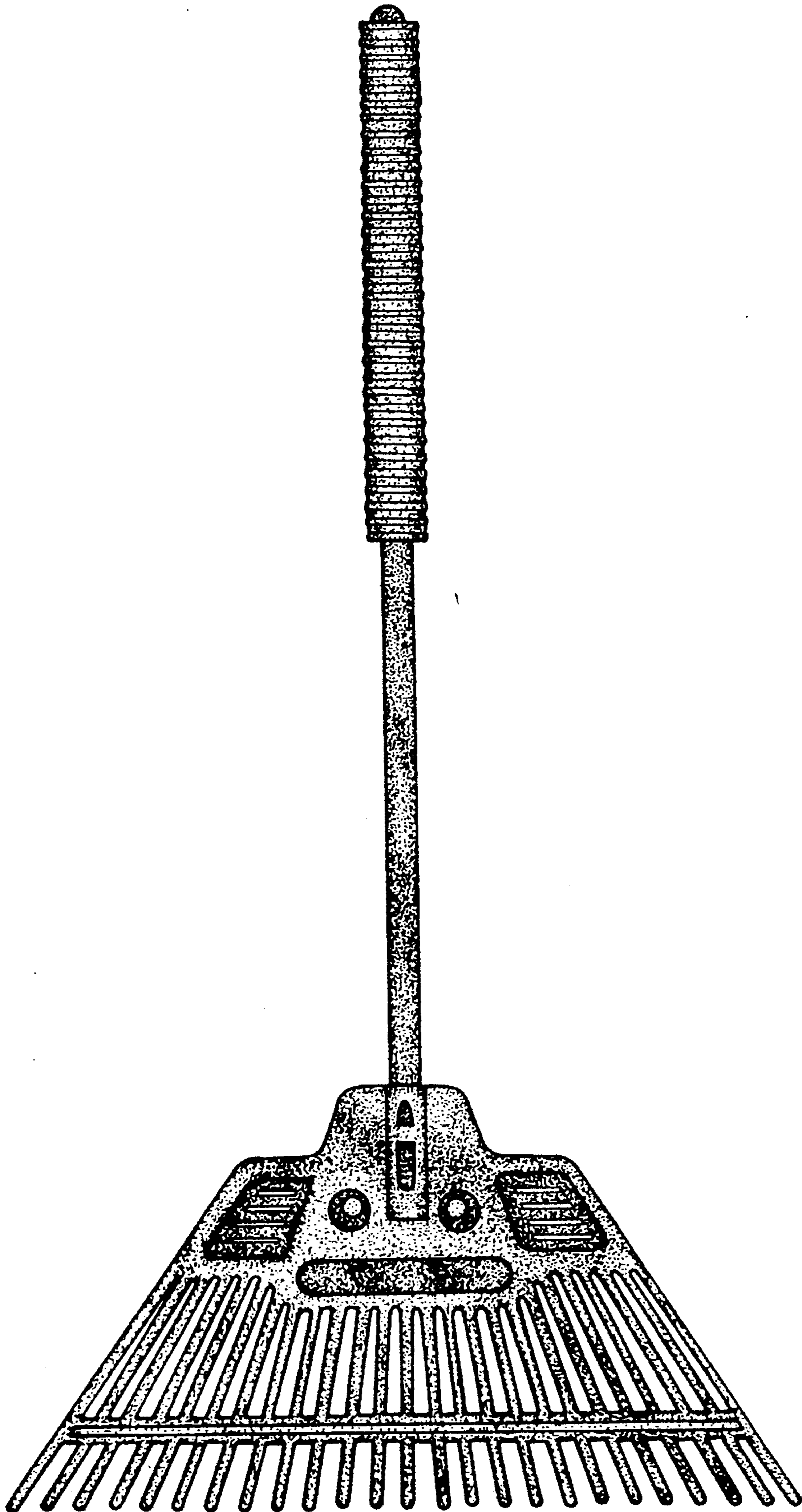


FIG. 6

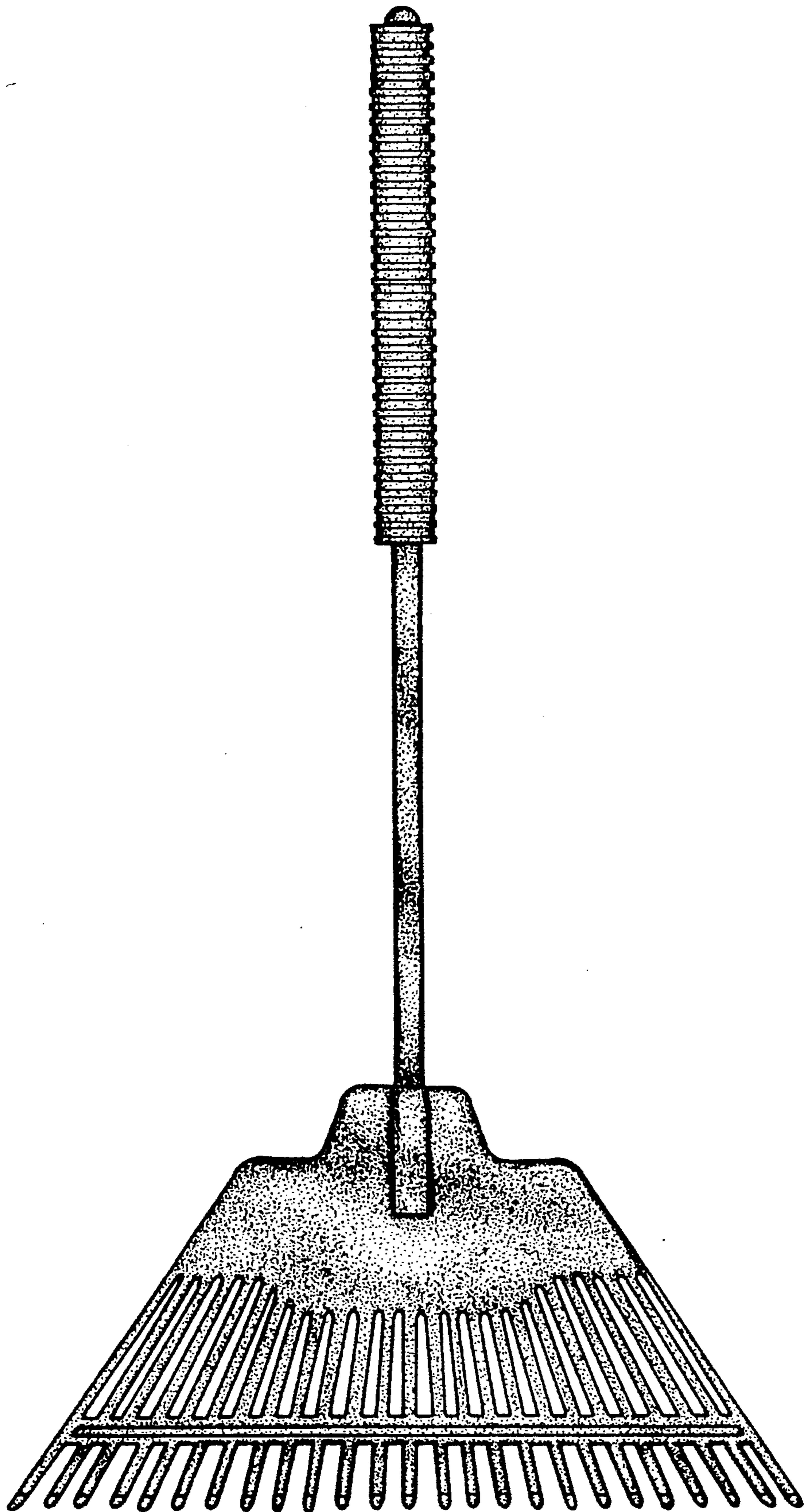


FIG. 7