



US00D350050S

United States Patent [19]
Klunder

[11] **Patent Number: Des. 350,050**
[45] **Date of Patent: ** Aug. 30, 1994**

[54] **TONGS**

[76] **Inventor: Joyce A. Klunder**, 2315 Jasper Ave.,
New Hampton, Iowa 50659

[**] **Term: 14 Years**

[21] **Appl. No.: 6,485**

[22] **Filed: Mar. 19, 1993**

[52] **U.S. Cl. D7/686**

[58] **Field of Search D7/686-687;**
294/3, 7, 8, 8.5, 11, 16, 99.1, 99.2, 118, 119

[56] **References Cited**

U.S. PATENT DOCUMENTS

D. 30,890 5/1899 Smith D7/686
D. 59,313 10/1921 Wilson D7/686
D. 195,865 8/1963 Sondquist D7/686 X

OTHER PUBLICATIONS

Gift and Art Buyer, Dec. 1948, p. 47, Tongs upper, left
corner.

Primary Examiner—Terry A. Wallace
Attorney, Agent, or Firm—Watson, Cole, Grindle &
Watson

[57] **CLAIM**

The ornamental design for tongs, as shown and de-
scribed.

DESCRIPTION

FIG. 1 is a perspective view of tongs showing my new
design;

FIG. 2 is an enlarged side view thereof;

FIG. 3 is an enlarged front elevational view thereof;

FIG. 4 is an enlarged sectional view taken along line
4—4 of FIG. 3;

FIG. 5 is an enlarged sectional view taken along line
5—5 of FIG. 3;

FIG. 6 is an enlarged sectional view taken along line
6—6 of FIG. 2; and,

FIG. 7 is an enlarged sectional view taken along line
7—7 of FIG. 2.

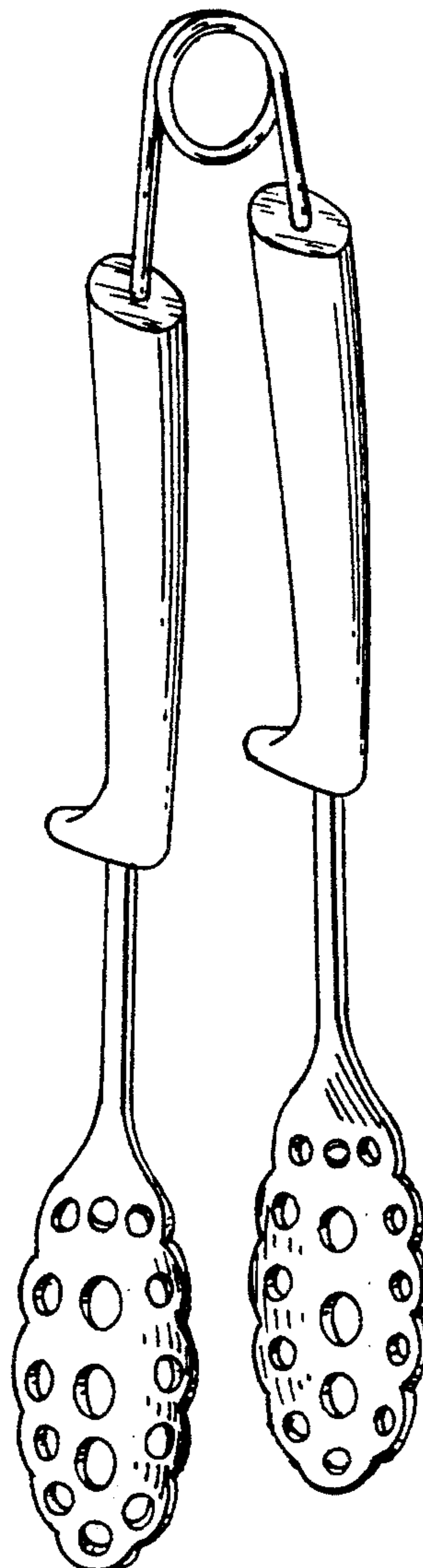


Fig. 1.

Fig. 2.

Fig. 3.

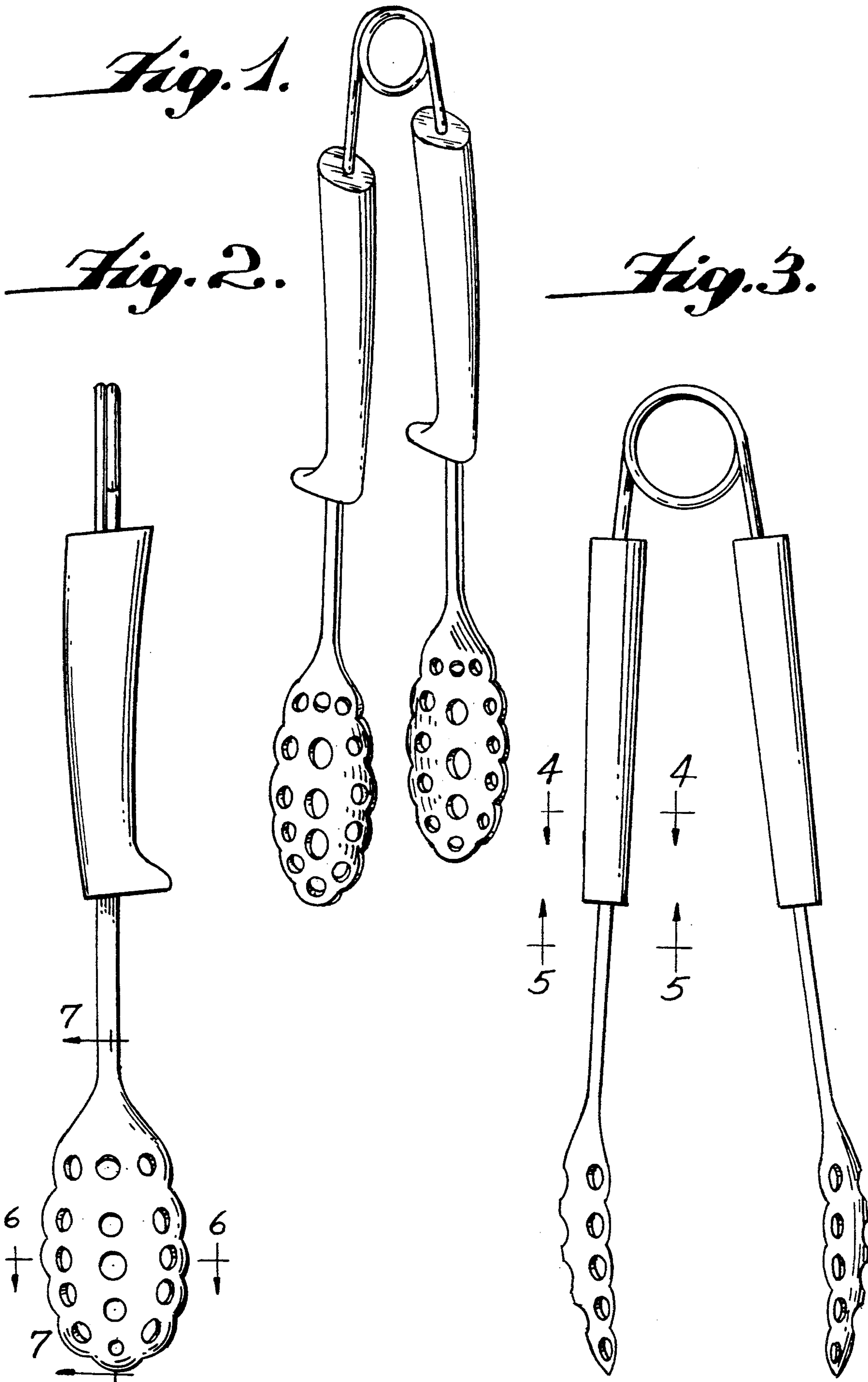


Fig. 4.

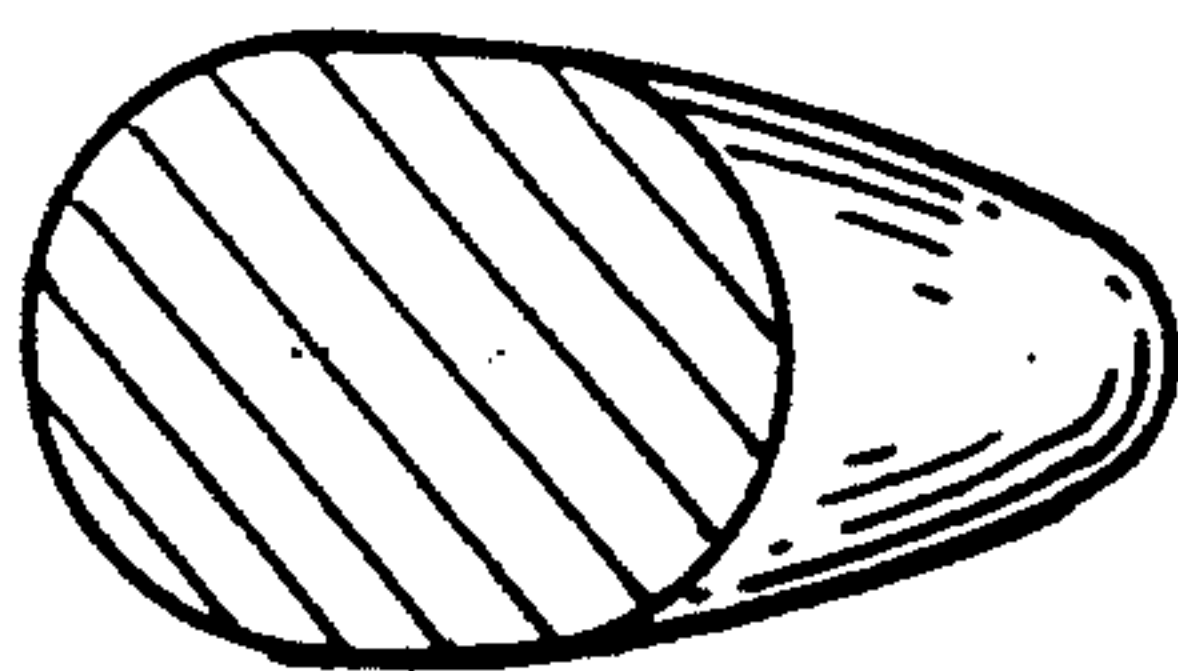


Fig. 5.

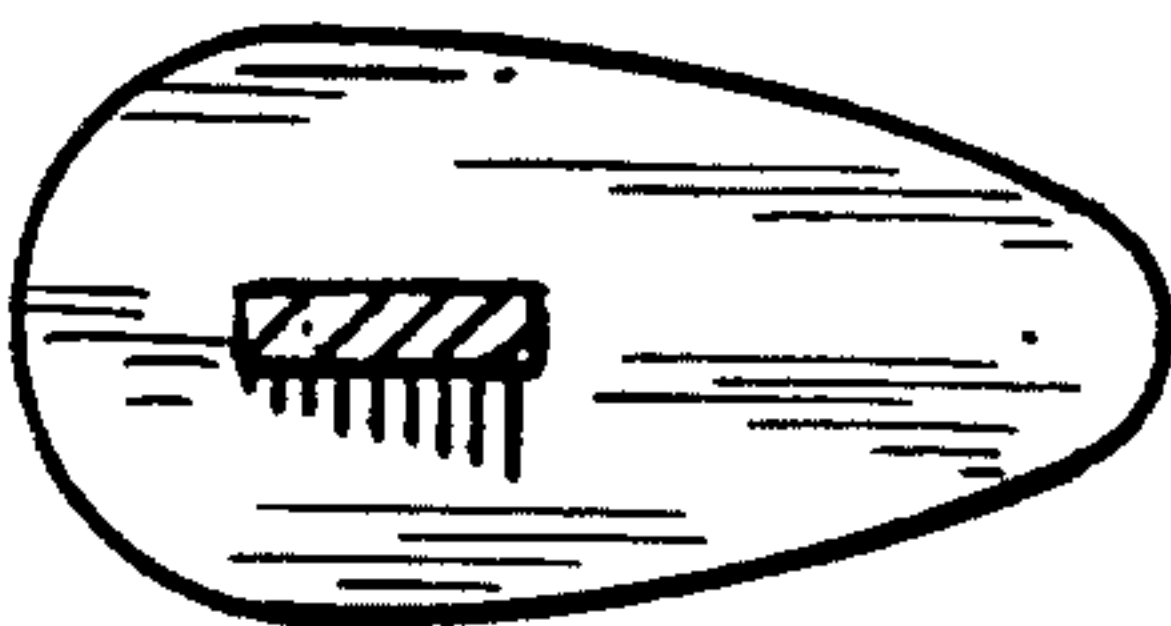


Fig. 7.



Fig. 6.

