



US00D350044S

United States Patent [19]

[11] Patent Number: **Des. 350,044**

Long et al.

[45] Date of Patent: **** Aug. 30, 1994**

- [54] **CASE FOR COMPACT DISCS**
- [75] Inventors: **Jerry M. Long, Stockton; Christopher G. Palmer, Tracy; Peter J. Palmer, San Jose, all of Calif.**
- [73] Assignee: **Creative Point, Inc., Fremont, Calif.**
- [**] Term: **14 Years**
- [21] Appl. No.: **934,342**
- [22] Filed: **Sep. 21, 1992**
- [52] U.S. Cl. **D6/632; D6/407**
- [58] Field of Search **D3/30.1, 35, 74; D6/407; D9/423, 432; 206/387, 244, 425**

- D. 257,800 1/1981 Pedersen D3/74
- D. 274,408 6/1984 Fernandez D9/423
- D. 288,983 3/1987 Juhas et al. D3/35
- D. 306,973 4/1990 Kaplan D9/432
- D. 337,668 7/1993 van der Molen D6/407

Primary Examiner—A. Hugo Word
Assistant Examiner—Celia A. Murphy
Attorney, Agent, or Firm—Michael J. Hughes; Bradley T. Sako

[57] CLAIM

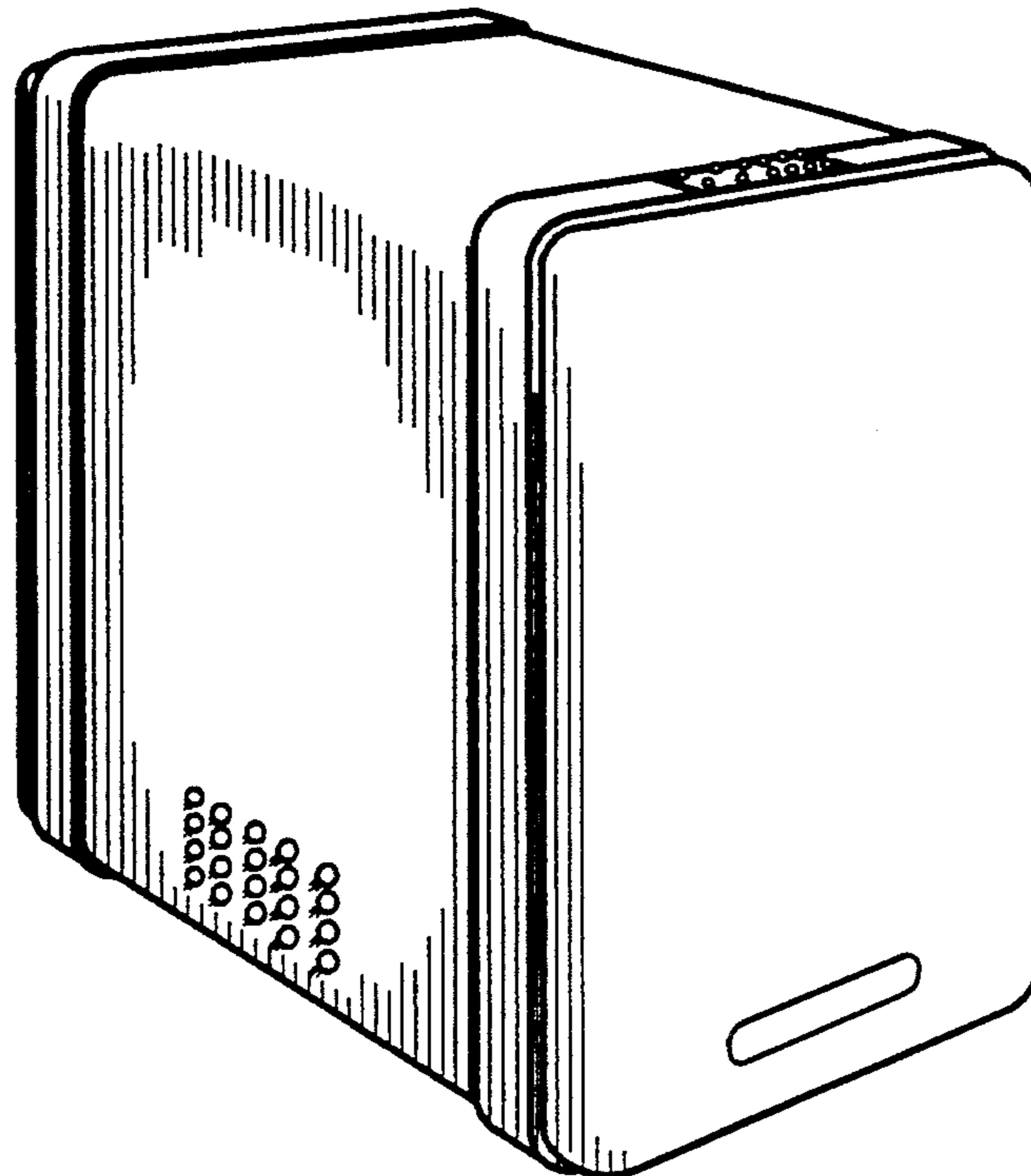
The ornamental design for a case for compact discs, as shown and described.

DESCRIPTION

FIG. 1 is a perspective view of a case for compact discs showing our new design;
 FIG. 2 is a left side elevational view thereof;
 FIG. 3 is a front elevational view thereof;
 FIG. 4 is a bottom plan view thereof;
 FIG. 5 is a top plan view thereof;
 FIG. 6 is a rear elevational view thereof; and,
 FIG. 7 is a right side elevational view thereof.

[56] **References Cited**
U.S. PATENT DOCUMENTS

- D. 9,110 2/1876 Chandler D9/432
- D. 9,689 1/1877 Morgan D9/423
- D. 118,893 2/1940 Trevisan D9/423
- D. 219,433 12/1970 Brink D9/432
- D. 254,122 2/1980 Wintz D3/74



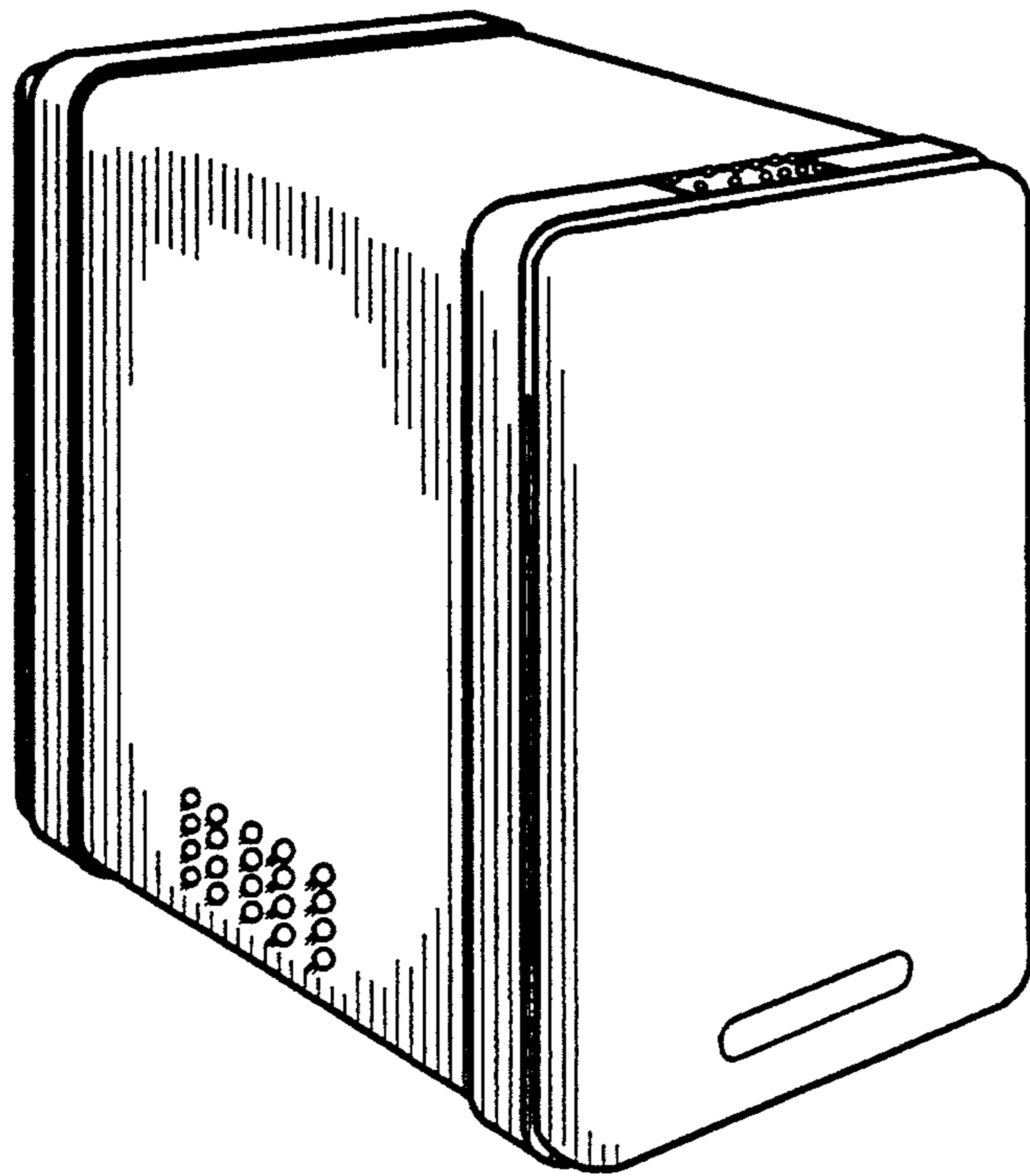


FIG. 1




FIG. 2




FIG. 3

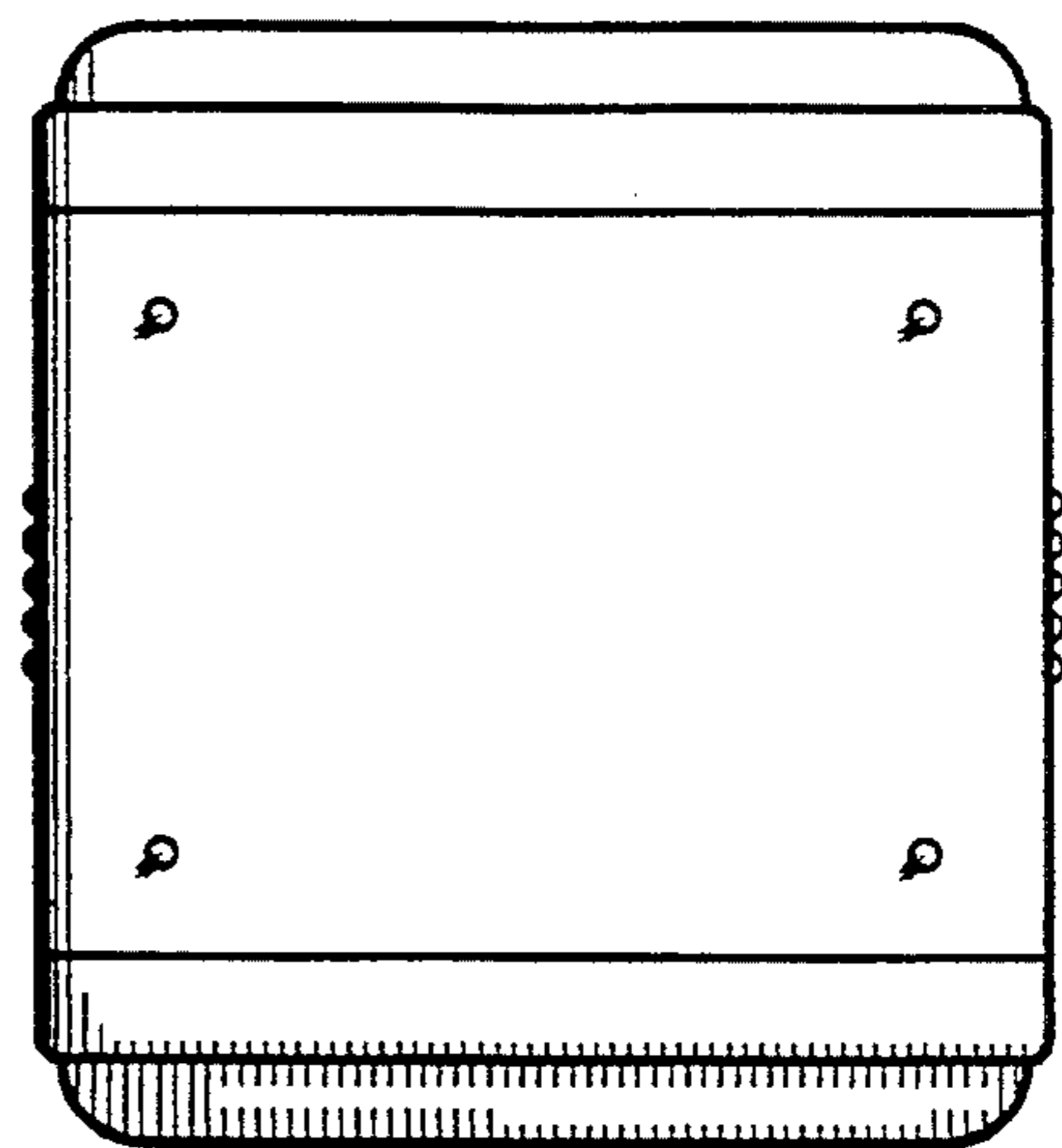


FIG. 4

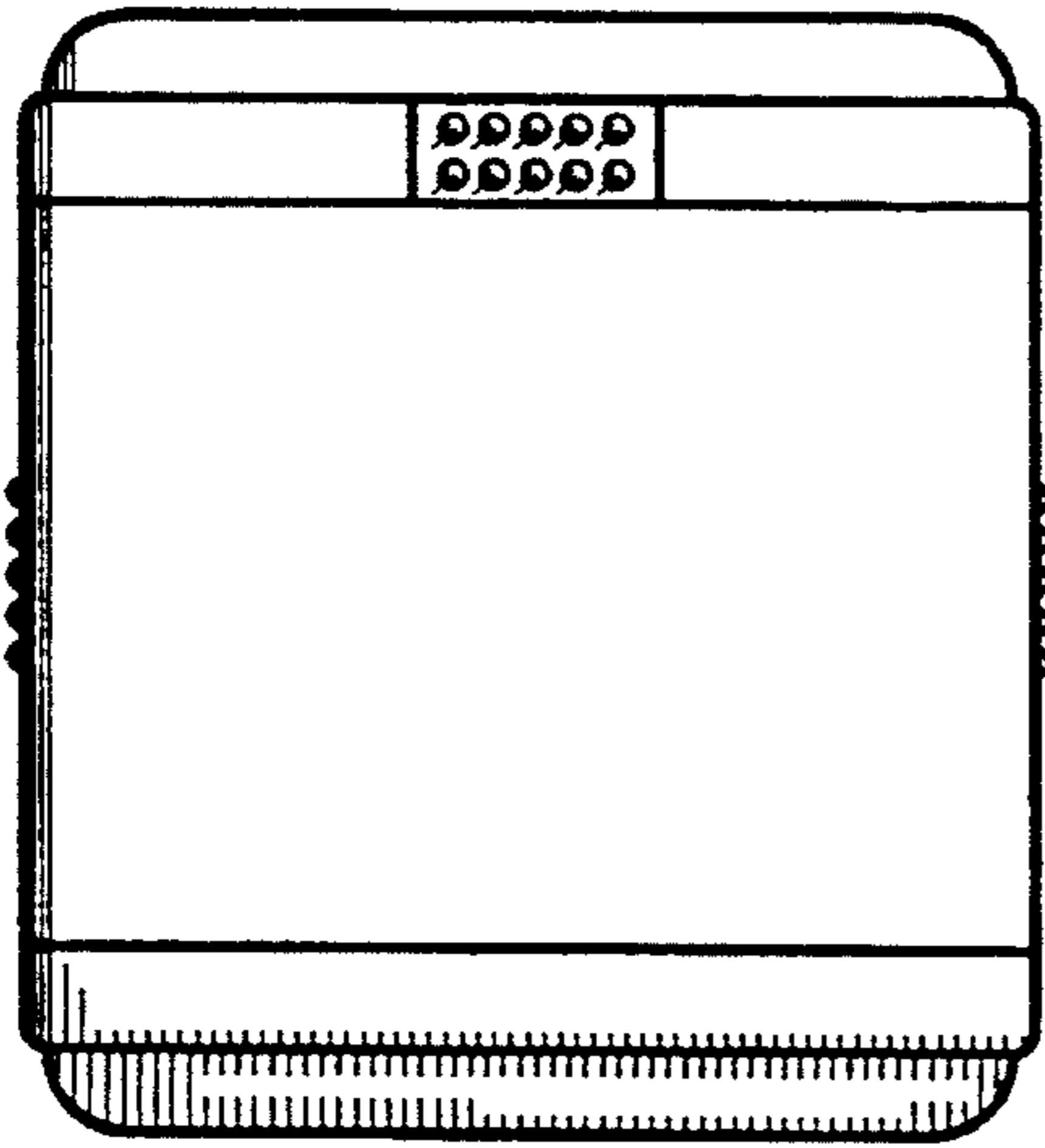


FIG. 5




FIG. 6




FIG. 7