



US00D350027S

United States Patent [19]

[11] Patent Number: **Des. 350,027**

Downes et al.

[45] Date of Patent: **** Aug. 30, 1994**

[54] **EARRING AND BROOCH ORGANIZER**

5,121,833 6/1992 Lindsay et al. 206/566 X

[76] Inventors: **Glenn W. Downes; Peggy W. Downes**,
both of 507 S. 46th St., Baltimore,
Md. 21224

Primary Examiner—Bernard Ansher
Assistant Examiner—Paula Mortimer
Attorney, Agent, or Firm—Walter G. Finch

[**] Term: **14 Years**

[57] **CLAIM**

[21] Appl. No.: **3,387**

The ornamental design for an earring and brooch organizer, as shown and described.

[22] Filed: **Jan. 8, 1993**

DESCRIPTION

[52] U.S. Cl. **D3/278**

[58] Field of Search **D3/273, 278, 293, 303,**
D3/903; 190/102, 109, 110, 111, 113; 206/235,
315.11, 566

FIG. 1 is a front elevational view of an earring and brooch organizer showing my new design, the graphically illustrated material is intended to represent the material uniformly throughout each figure of the drawing disclosure;

[56] References Cited

U.S. PATENT DOCUMENTS

D. 320,131	9/1991	Pereyra et al.	D3/903 X
D. 321,789	11/1991	Martorella	D3/295
D. 321,790	11/1991	Martorella	D3/278
10,484	1/1854	Thring	190/113
3,139,133	6/1964	Spector	190/111
3,834,497	9/1974	Furst	190/109
4,401,219	8/1983	Mink	206/566
4,960,204	10/1990	Young et al.	206/235
5,065,864	11/1991	Schmitt	190/110 X

FIG. 2 is a rear view of an earring and brooch organizer for jewelry;

FIG. 3 is a side view of an earring and brooch organizer for jewelry;

FIG. 4 is a top view of an earring and brooch organizer for jewelry;

FIG. 5 is a bottom view of an earring and brooch organizer for jewelry; and,

FIG. 6 is a perspective view of the earring and brooch organizer.




FIG. 1

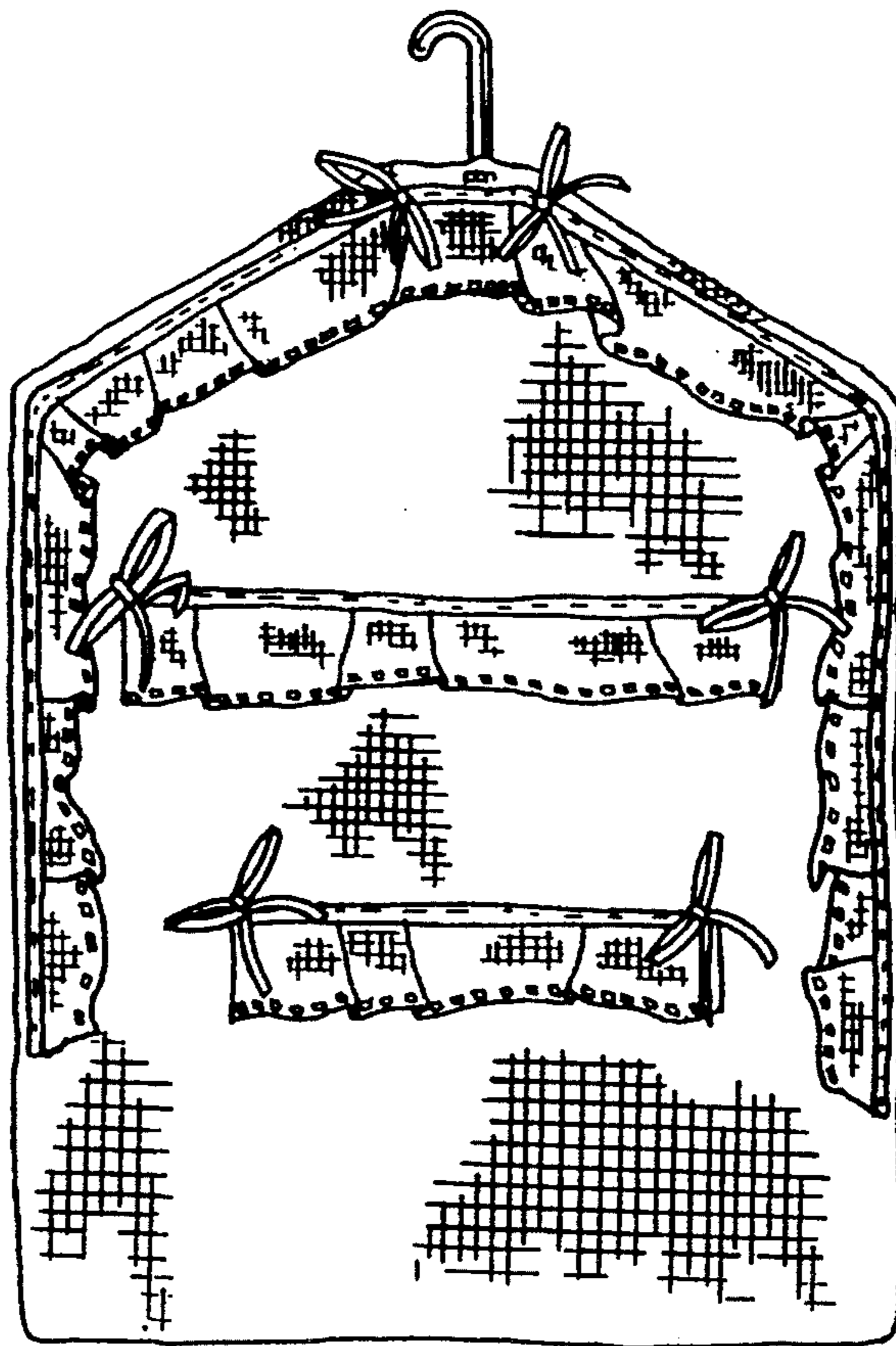


FIG. 2

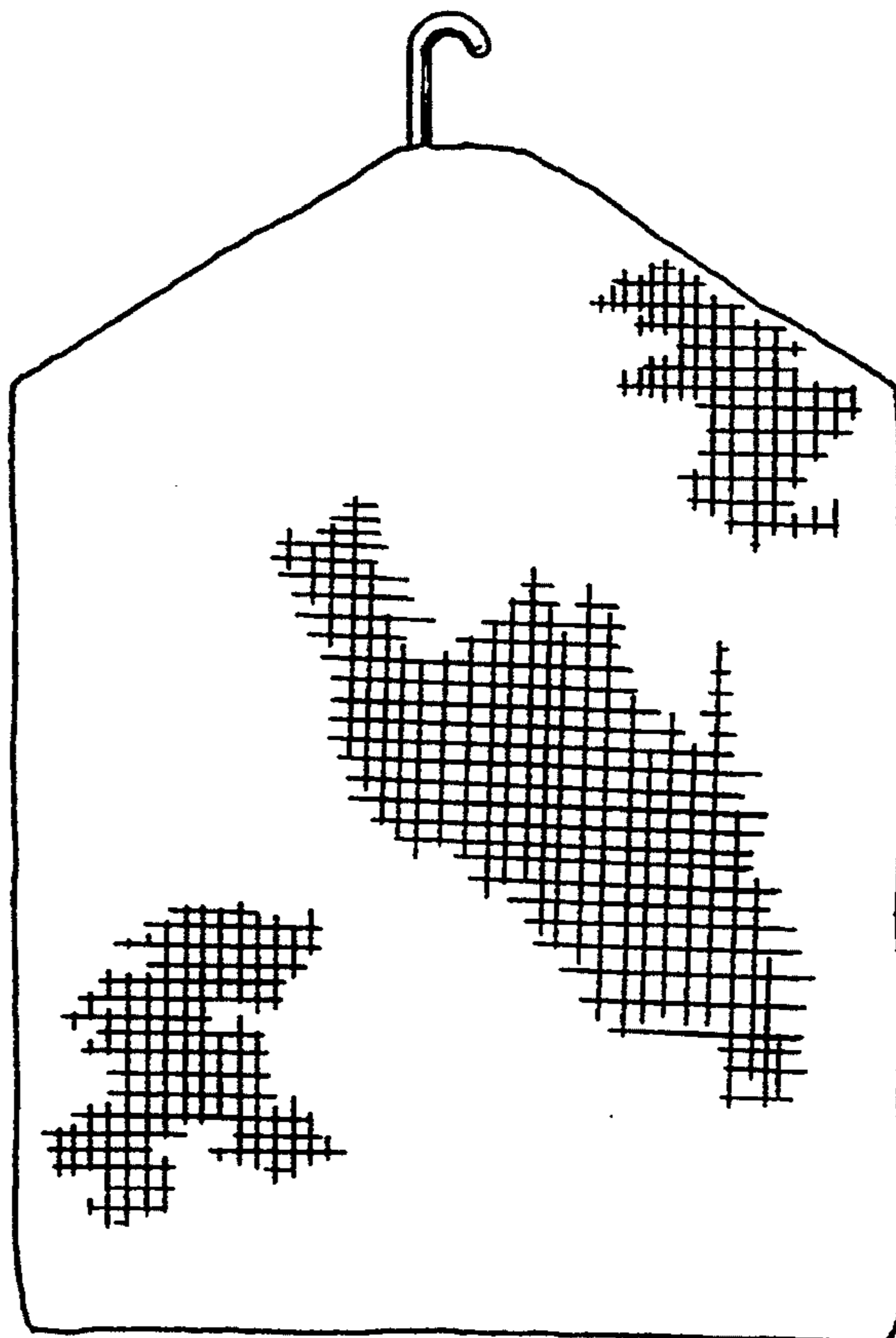


FIG. 3



FIG. 4



FIG. 5



FIG. 6

