



US00D350022S

United States Patent [19]

Bell et al.

[11] Patent Number: Des. 350,022

[45] Date of Patent: ** Aug. 30, 1994

[54] SHOE UPPER

[75] Inventors: John D. Bell; William J. Worthington, both of Portland, Oreg.

[73] Assignee: Nike, Inc., Beaverton, Oreg.

[**] Term: 14 Years

[21] Appl. No.: 19,415

[22] Filed: Mar. 1, 1994

[52] U.S. Cl. D2/969; D2/919

[58] Field of Search D2/896, 902, 907, 969, D2/970, 919, 909; 36/45, 83, 84, 89, 91, 10, 102-107, 112-114, 138

[56] **References Cited**

U.S. PATENT DOCUMENTS

D. 265,521	7/1982	Vermonet .	
D. 266,286	9/1982	Vermonet .	
D. 278,758	5/1985	Michaeli	D2/969
D. 283,173	4/1986	Malone .	
D. 294,422	3/1988	Gamm	D2/969
D. 308,745	6/1990	Brown .	
D. 315,055	3/1991	Rogers et al.	D2/970
D. 318,945	8/1991	Hatfield	D2/970
D. 319,918	9/1991	Hatfield	D2/970
D. 322,710	12/1991	Allen	D2/969
D. 322,712	12/1991	Aveni .	
D. 329,127	9/1992	Preskar et al.	D2/969
D. 329,128	9/1992	Rogers et al.	D2/970
D. 330,624	11/1992	Worthington	D2/969
D. 330,626	11/1992	McDonald et al.	D2/970
D. 331,829	12/1992	Kittle	D2/970
D. 334,089	3/1993	Teague	D2/969
D. 334,651	4/1993	Smith	D2/969
D. 338,095	8/1993	Kittle et al.	D2/970
D. 343,724	2/1994	Smith	D2/969
D. 344,404	2/1994	Close	D2/969
472,711	4/1892	Miles .	

4,670,998	6/1987	Pasternak	36/114
4,811,500	3/1989	Maccano	36/91
5,243,772	9/1993	Francis et al.	36/114

FOREIGN PATENT DOCUMENTS

1017946	10/1957	Fed. Rep. of Germany	36/50.1
---------	---------	----------------------------	---------

OTHER PUBLICATIONS

Fall 1991 Nike Footwear Catalog, p. 96, published Dec. 1990.

Spring 1992 Nike Footwear Catalog, p. 116, published May 1991.

Fall 1992 Nike Footwear Catalog, p. 48, published Dec. 1991.

Fall 1994 Nike Footwear Catalog, pp. 8, 12, 26, 28, 34, 38, 56 and 114, published Nov. 1993.

Primary Examiner—Louis S. Zarfes

Attorney, Agent, or Firm—Banner, Birch, McKie & Beckett

[57] **CLAIM**

The ornamental design for a shoe upper, as shown and described.

DESCRIPTION

FIG. 1 is a side elevational view of one side of a shoe upper showing my new design;

FIG. 2 is a side elevational view of the other side of the shoe upper shown in FIG. 1;

FIG. 3 is a front elevational view of the shoe upper shown in FIG. 1;

FIG. 4 is a rear elevational view of the shoe upper shown in FIG. 1; and,

FIG. 5 is a top plan view of the shoe upper shown in FIG. 1.

The broken line showing of a shoe sole is for illustrative purposes and forms no part of the claimed design.



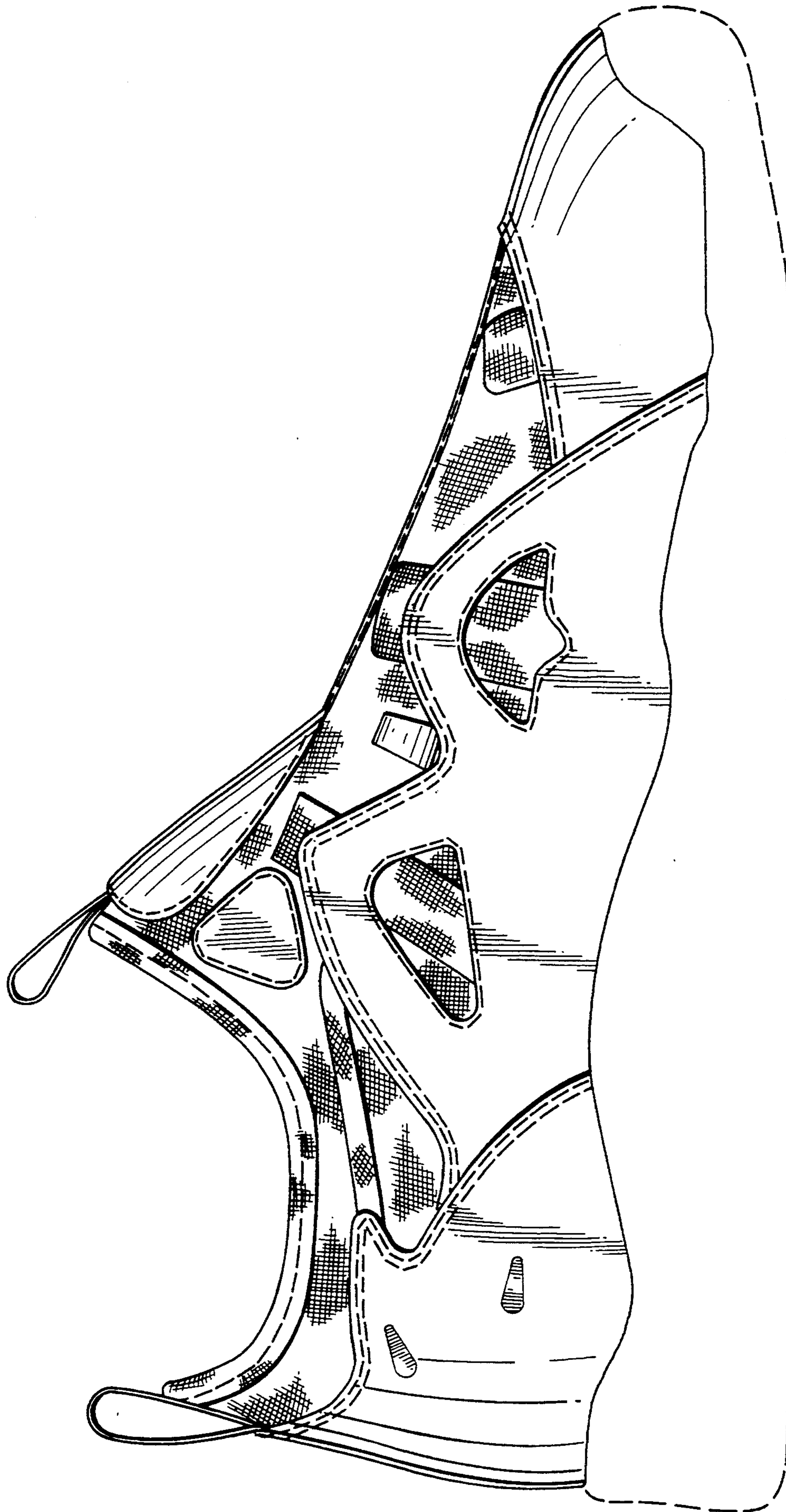


FIG. 1

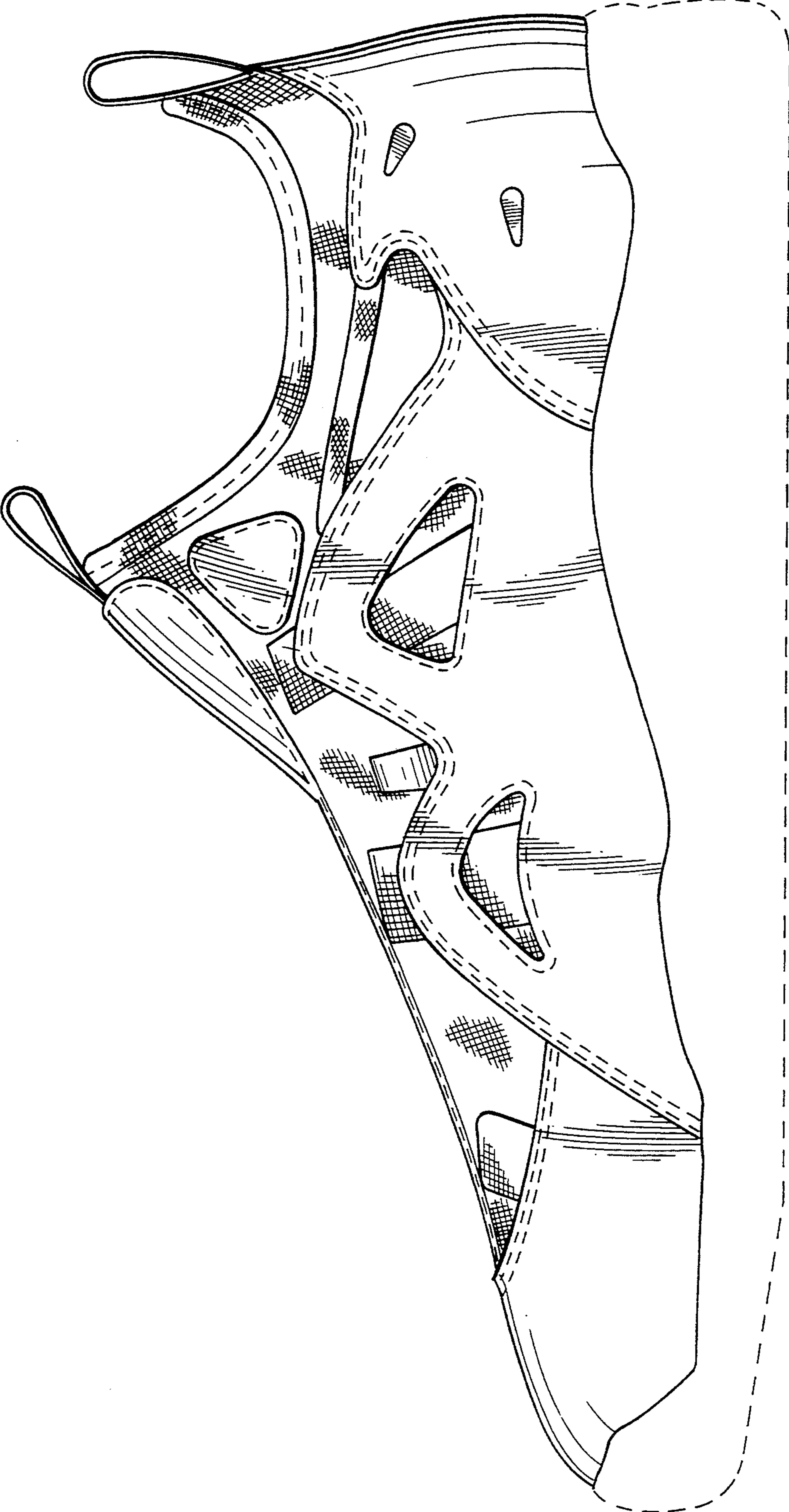


FIG. 2

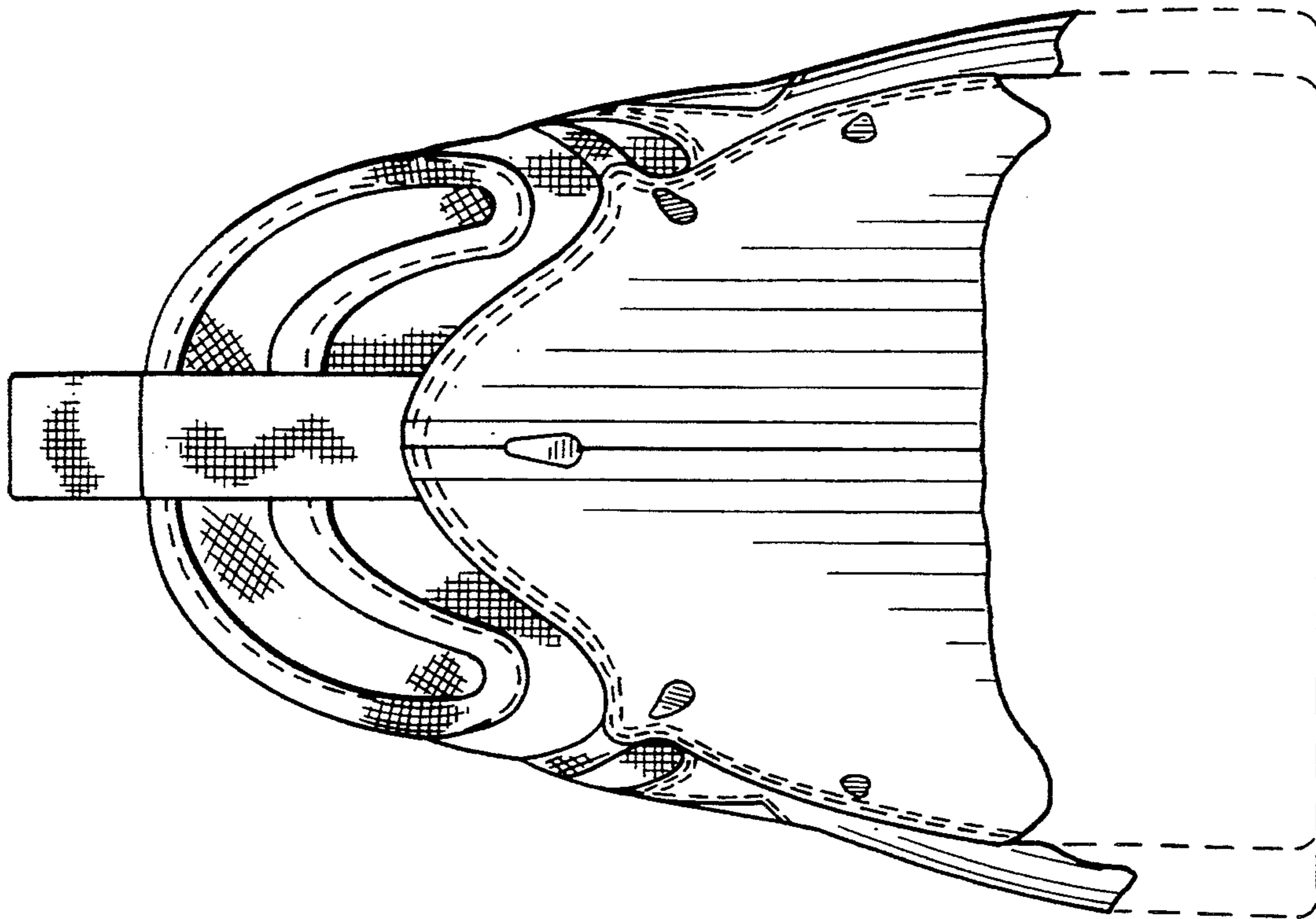


FIG. 4

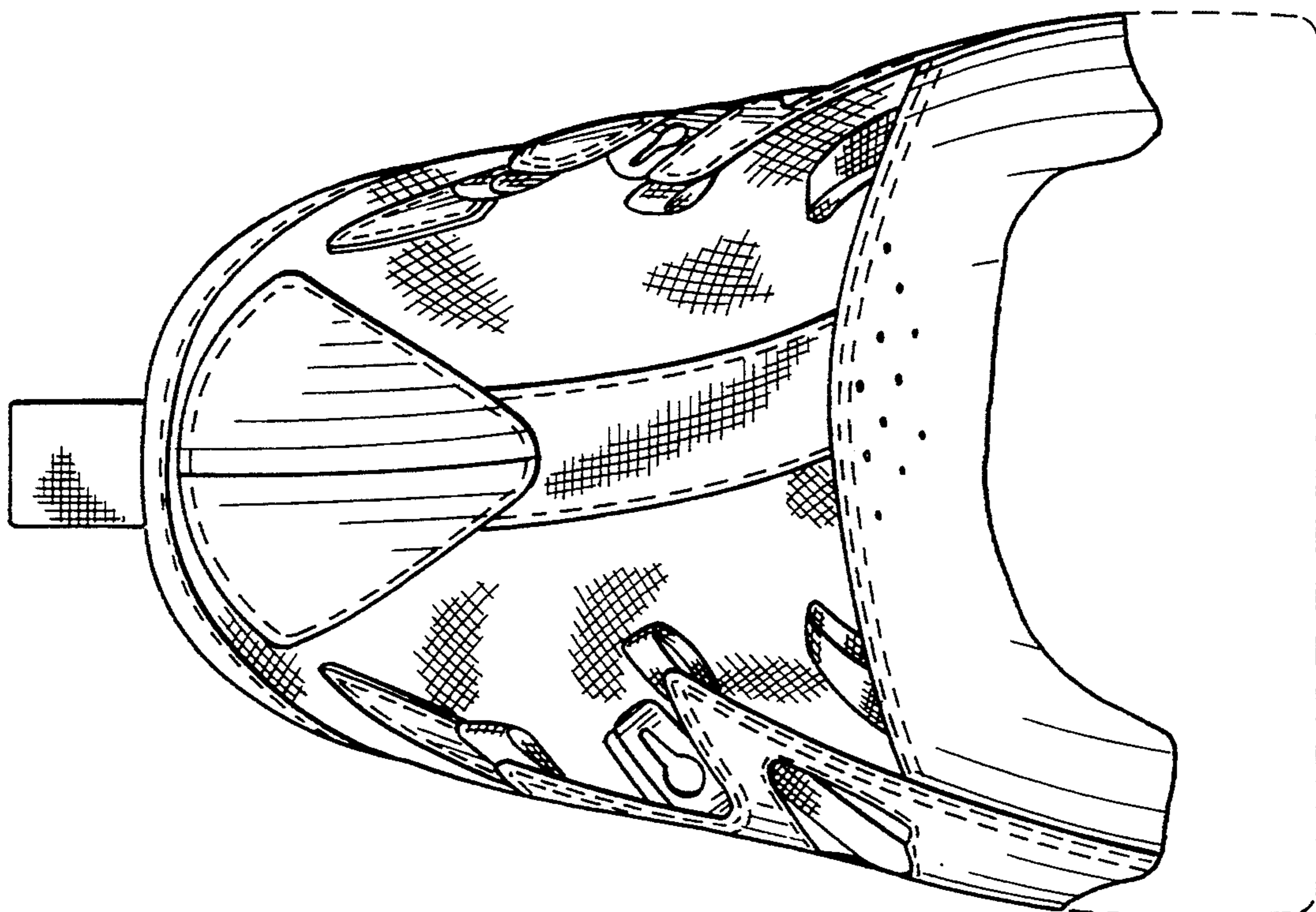


FIG. 3

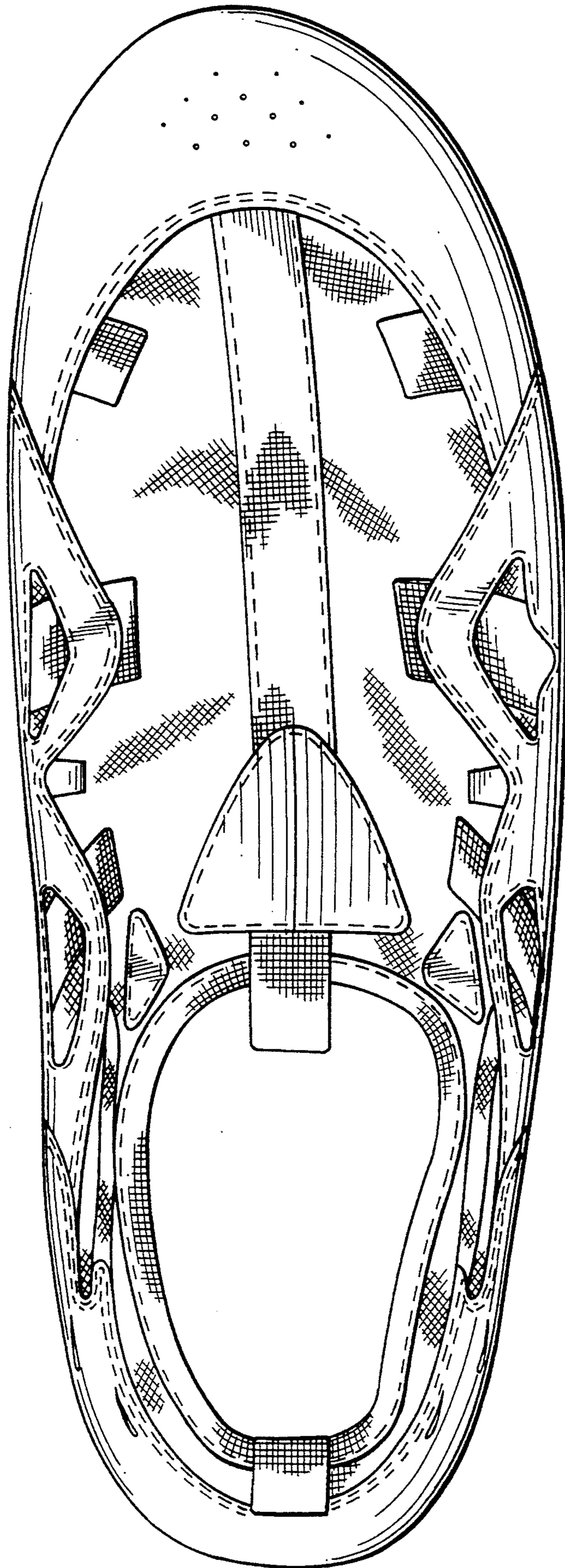


FIG. 5