



US00D350021S

United States Patent [19] Stein

[11] Patent Number: **Des. 350,021**
[45] Date of Patent: **** Aug. 30, 1994**

[54] SHOE UPPER

- [75] Inventor: **Sherry L. Stein, Portland, Oreg.**
- [73] Assignee: **Nike, Inc., Beaverton, Oreg.**
- [**] Term: **14 Years**
- [21] Appl. No.: **19,237**
- [22] Filed: **Feb. 25, 1994**
- [52] U.S. Cl. **D2/969; D2/916; D2/934**
- [58] Field of Search **D2/896, 916-918, D2/933, 934, 969; 36/11.5, 45, 50, 83, 84, 89, 100-107, 112-114, 132, 136**

[56] References Cited

U.S. PATENT DOCUMENTS

D. 102,122	12/1936	Berman	D2/934
D. 133,260	8/1942	Timson	D2/918
D. 143,697	2/1946	Adams	.	
D. 253,138	10/1979	Foldes	D2/916
D. 321,084	10/1991	Miller et al.	D2/903
D. 322,710	12/1991	Allen	D2/969
D. 331,142	11/1992	Smith, III	D2/970
D. 335,209	5/1993	Avar	D2/969
D. 336,770	6/1993	Thomas, III et al.	.	
D. 342,369	12/1993	Lamson	D2/906
2,268,967	1/1942	Small	D2/916 X
2,297,595	9/1942	Weinstat	D2/916 X
2,421,818	6/1947	Tibiletti	36/11.5
4,584,782	4/1986	Thatcher	36/11.5
4,670,998	6/1987	Pasternak	36/114
4,793,075	12/1988	Thatcher	36/11.5

OTHER PUBLICATIONS

Fall 1992 Nike Footwear Catalog, p. 52, published Dec. 1991.
 Fall 1994 Nike Footwear Catalog, pp. 44 and 60, published Nov. 1993.
 Cole-Haan Spring 1989 Men's Footwear Catalog, p. 31. The i.e. Spring 1992 Collection publication, Aug. 1991.
 The i.e. Spring 1993 Collection publication, published Aug. 1992.


Primary Examiner—Louis S. Zarfaz
Attorney, Agent, or Firm—Banner, Birch, McKie & Beckett

[57] CLAIM

The ornamental design for a shoe upper, as shown and described.

DESCRIPTION

FIG. 1 is a side elevational view of one side of a shoe upper showing my new design;
 FIG. 2 is a side elevational view of the other side of the shoe upper shown in FIG. 1;
 FIG. 3 is a front elevational view of the shoe upper shown in FIG. 1;
 FIG. 4 is a rear elevational view of the shoe upper shown in FIG. 1; and,
 FIG. 5 is a top plan view of the shoe upper shown in FIG. 1.
 The broken line showing of a shoe sole is for illustrative purposes only and forms no part of the claimed design.



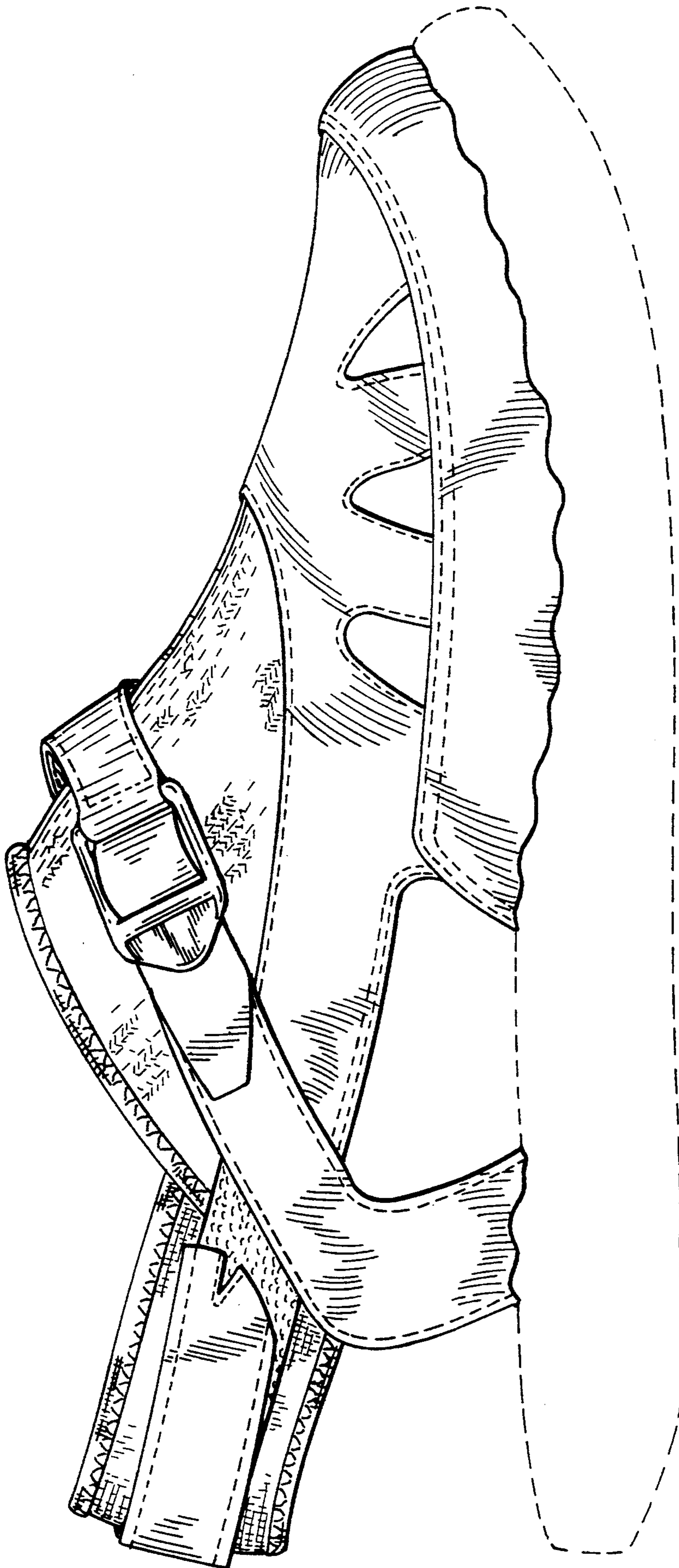


FIG. 1

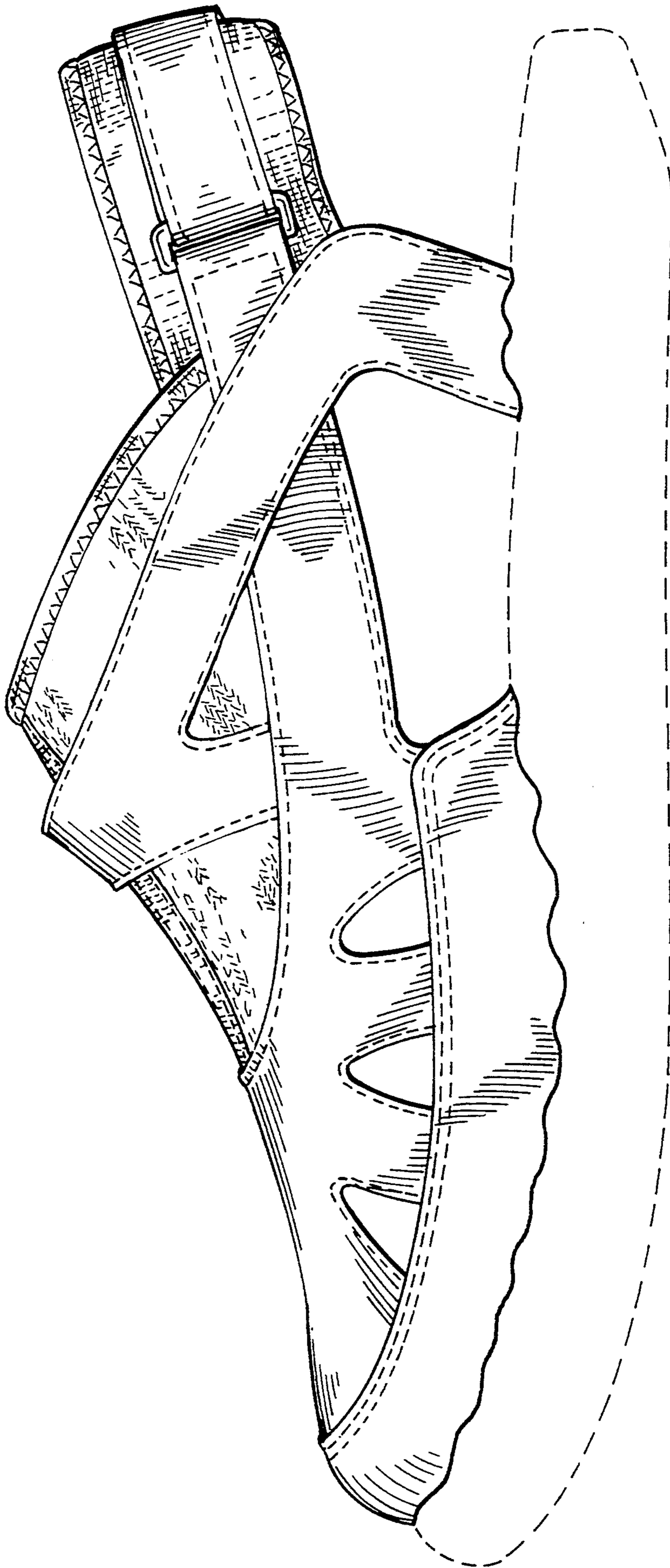


FIG. 2

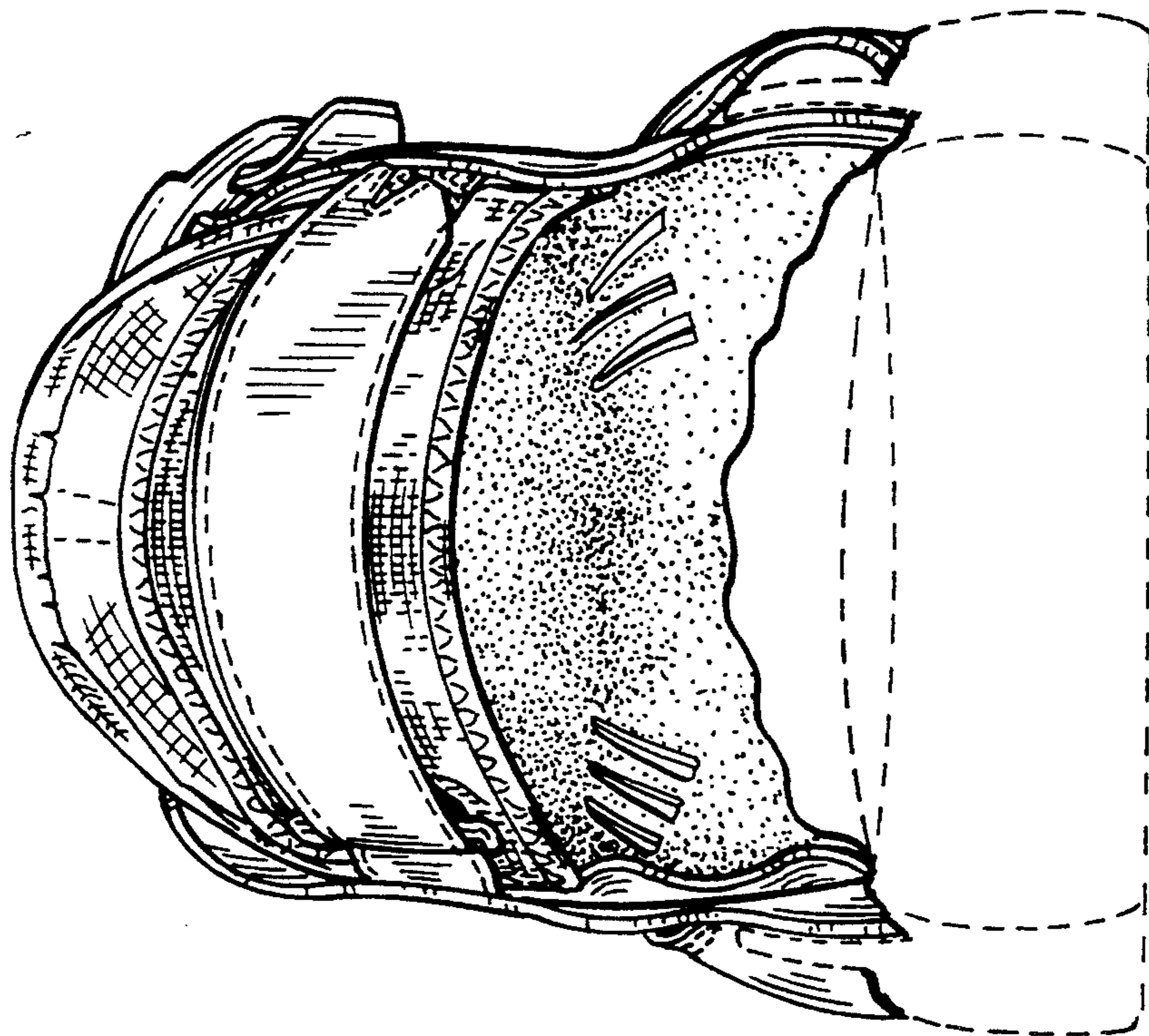


FIG. 4

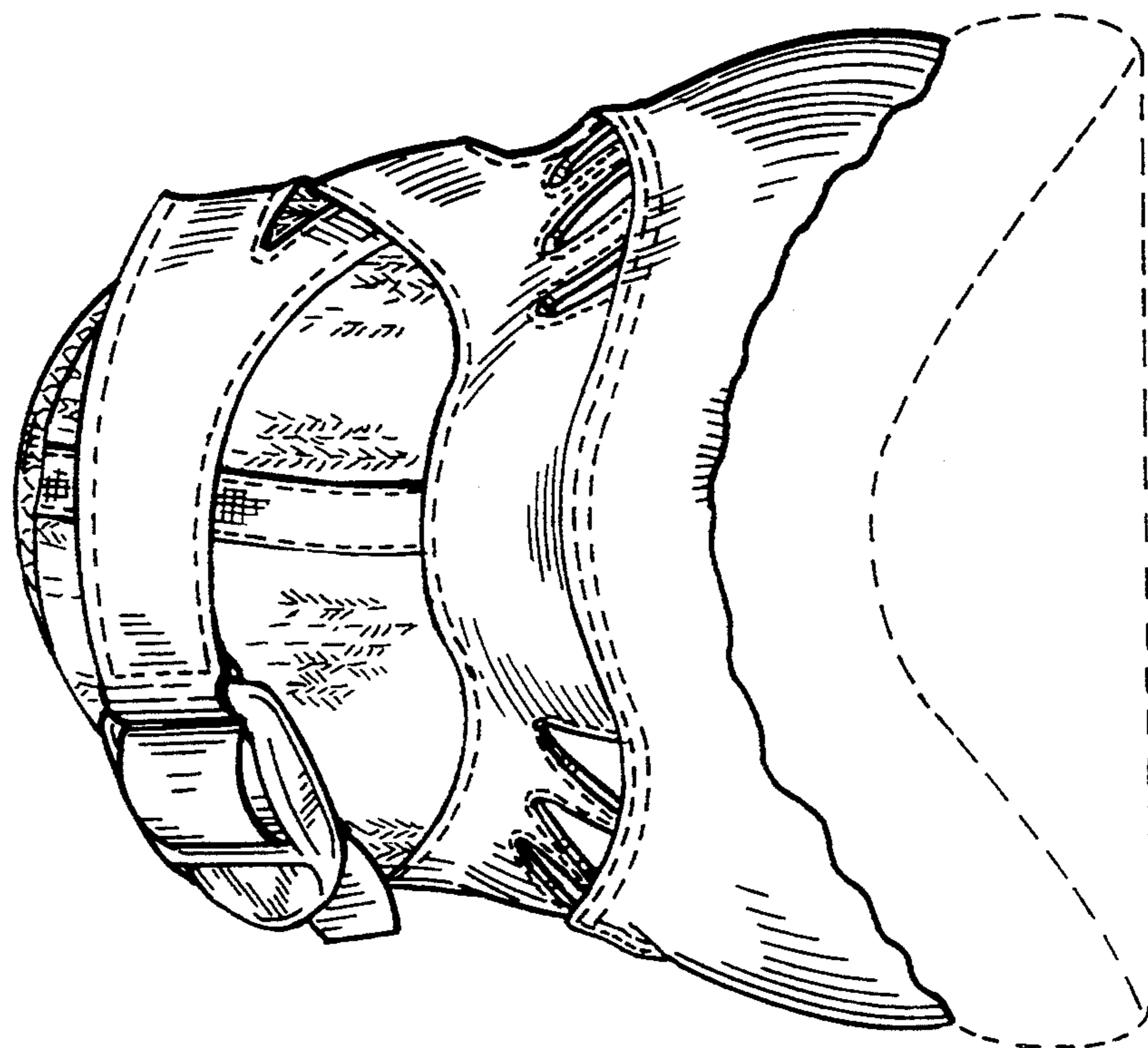


FIG. 3

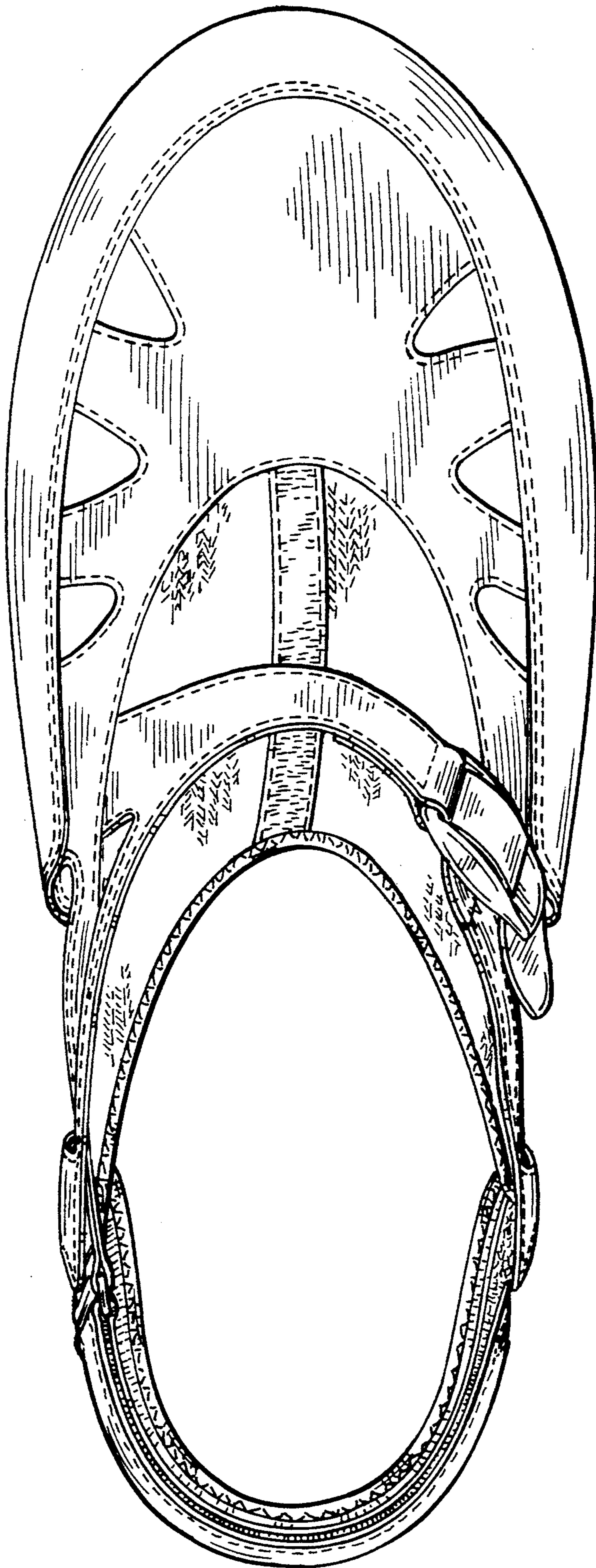


FIG. 5