



US00D350019S

United States Patent [19]

[11] Patent Number: **Des. 350,019**

Kilgore

[45] Date of Patent: **** Aug. 30, 1994**

[54] **HEEL INSERT FOR A SHOE SOLE**

[75] Inventor: **Bruce J. Kilgore, Lake Oswego, Oreg.**

[73] Assignee: **Nike, Inc., Beaverton, Oreg.**

[**] Term: **14 Years**

[21] Appl. No.: **17,626**

[22] Filed: **Jan. 19, 1994**

Related U.S. Application Data

[62] Division of Ser. No. 786,927, Nov. 1, 1991, Pat. No. Des. 344,174.

[52] U.S. Cl. **D2/965; D2/964**

[58] Field of Search **D2/896, 946, 950, 961, D2/964-967; 36/1, 33, 7.8, 28, 29, 34 R, 35 R, 35 B, 37, 38, 43, 44, 89, 27, 106, 114, 132, 136**

References Cited

U.S. PATENT DOCUMENTS

D. 136,960	1/1944	Shuford	D2/965
D. 145,817	10/1946	Payne	D2/965
D. 261,946	11/1981	Trask	D2/950
413,693	10/1889	Walker	36/28
507,490	10/1893	Gambino	36/28
622,673	4/1899	Ferrata	36/3 B
968,020	8/1910	Yandoli	36/27 X
1,075,039	10/1913	Keith	36/1
1,469,717	10/1923	Cutting	36/3 B
2,048,683	7/1936	Brockman	D2/964 X
2,399,543	4/1946	Dack	36/106
2,710,460	6/1955	Stasinis	36/28 X
2,985,971	8/1960	Murawski	36/29
3,822,490	7/1974	Murawski	36/35 R
4,223,457	9/1980	Borgeas	36/37 X
4,237,625	12/1980	Cole et al.	36/28
4,262,433	4/1981	Hagg et al.	36/35 B
4,322,892	4/1982	Inohora	36/29
4,392,666	7/1983	Ramer	36/38 X
4,438,573	3/1984	McBarron	36/3 B

4,535,553	8/1985	Derderian et al.	36/28
4,573,279	3/1986	Feurer-Zogel et al.	36/35 R
4,611,412	9/1986	Cohen	36/28
4,616,431	10/1986	Dassler	36/28
4,660,299	4/1987	Omilusik	36/7.8
4,663,865	5/1987	Telecemian	36/114
4,680,875	7/1987	Danieli	36/28 X
4,680,876	7/1987	Peng	36/35 B
4,715,130	12/1987	Scatena	36/28 X
4,815,221	3/1989	Diaz	36/28 X
4,817,304	4/1989	Parker et al.	36/114
4,843,741	7/1989	Yung-Mao	36/114
4,878,300	11/1989	Bogaty	36/28 X
4,881,329	11/1989	Crowley	36/38
4,887,367	12/1989	Mackness et al.	36/28
4,918,838	4/1990	Chang	36/28
4,936,030	6/1990	Rennex	36/28
5,014,449	5/1991	Richard et al.	36/114

FOREIGN PATENT DOCUMENTS

51380	12/1911	Austria	.
946494	6/1949	France 36/7.8

Primary Examiner—Louis S. Zarfaz
Attorney, Agent, or Firm—Banner, Birch, McKie & Beckett

[57] CLAIM

The ornamental design for a heel inset for a shoe sole, as shown and described.

DESCRIPTION

FIG. 1 is an elevational view of one side of a heel insert for a shoe sole showing my new design;
 FIG. 2 is an elevational view of the other side thereof;
 FIG. 3 is a top plan view thereof;
 FIG. 4 is a rear elevational view thereof;
 FIG. 5 is a cross sectional view taken along line 5—5 of FIG. 1; and,
 FIG. 6 is a cross sectional view taken along line 6—6 of FIG. 1.
 The broken lines showing the remaining portions of the sole and shoe upper in FIGS. 1-6.

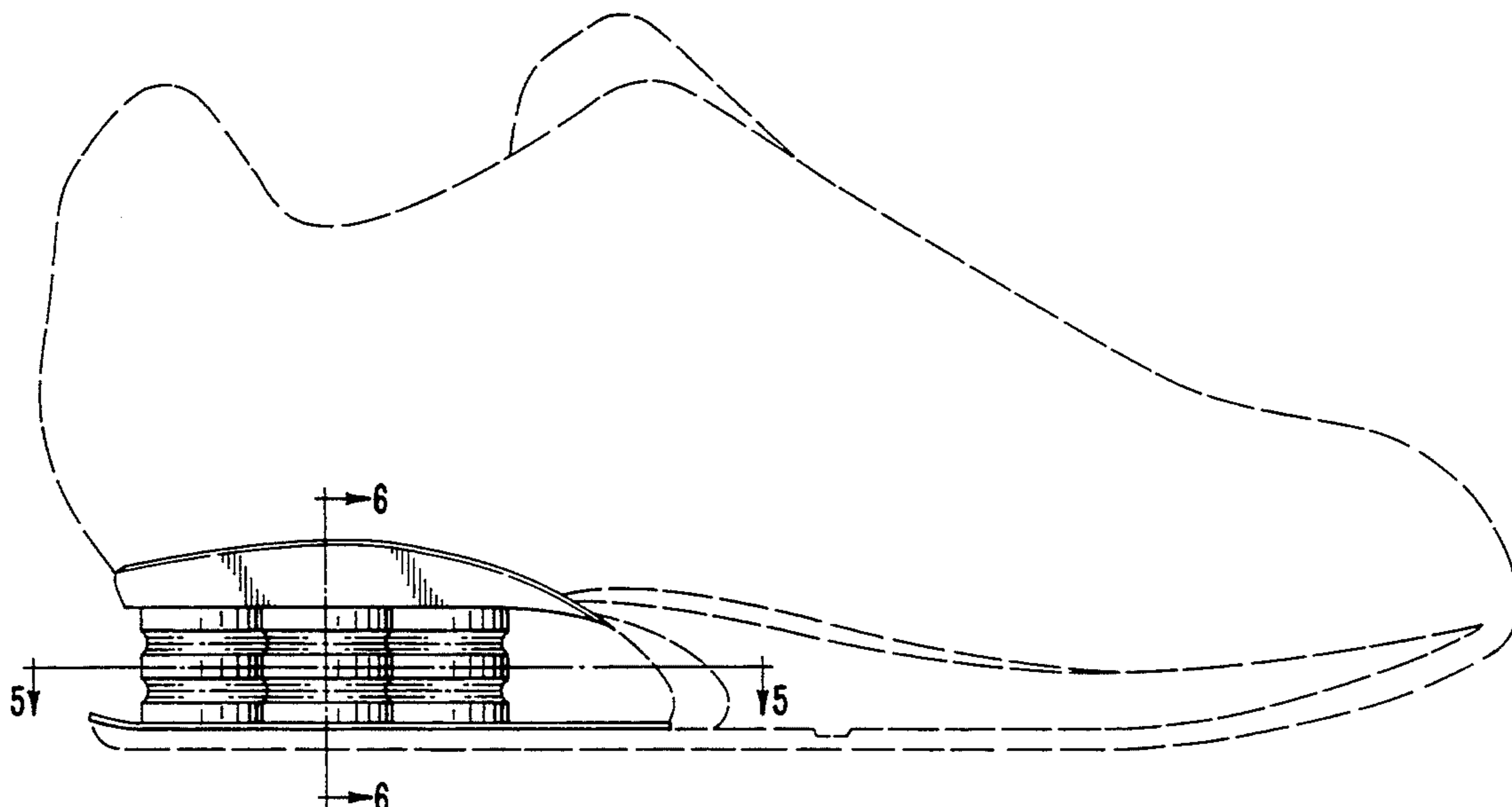


FIG. 1

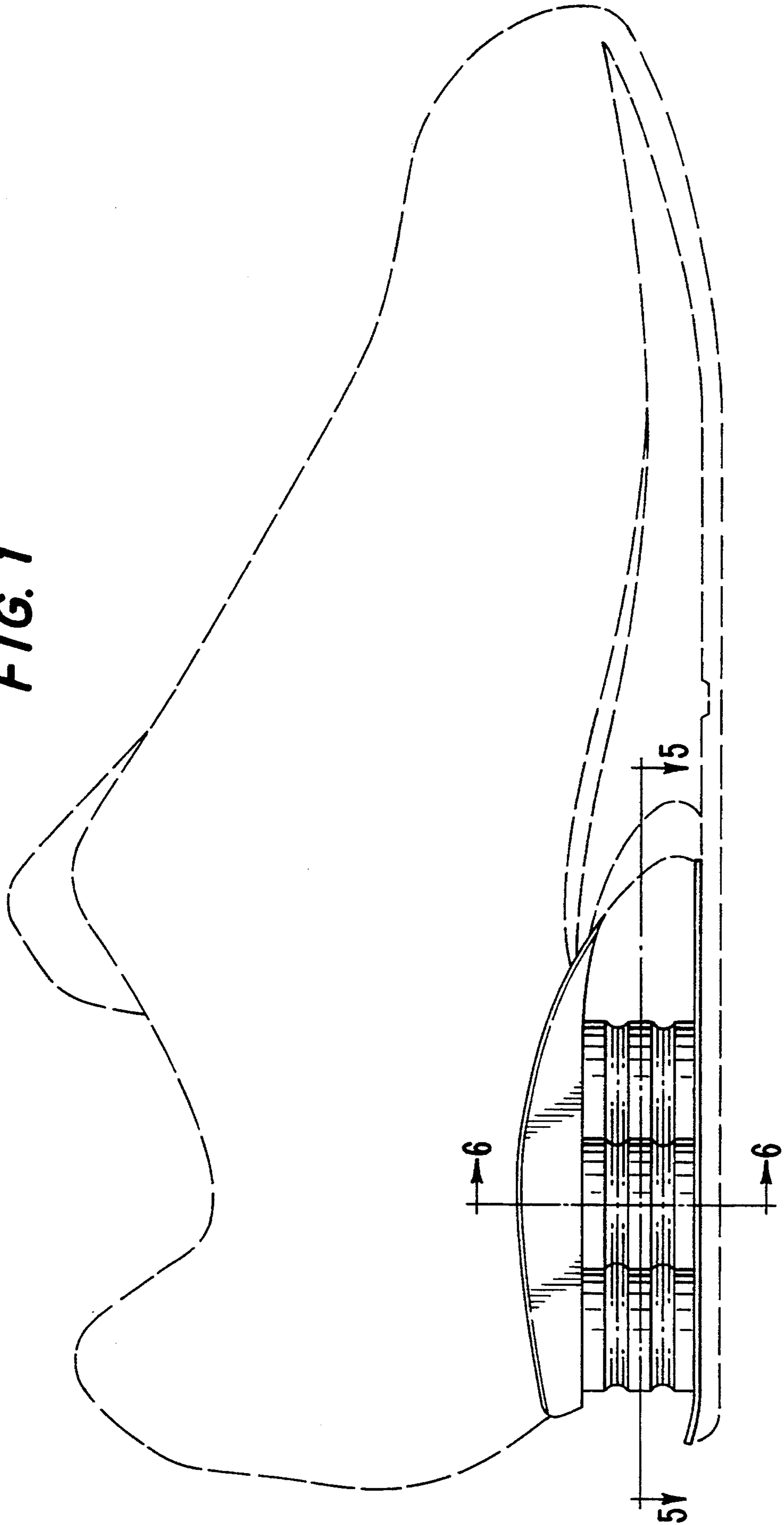


FIG. 2

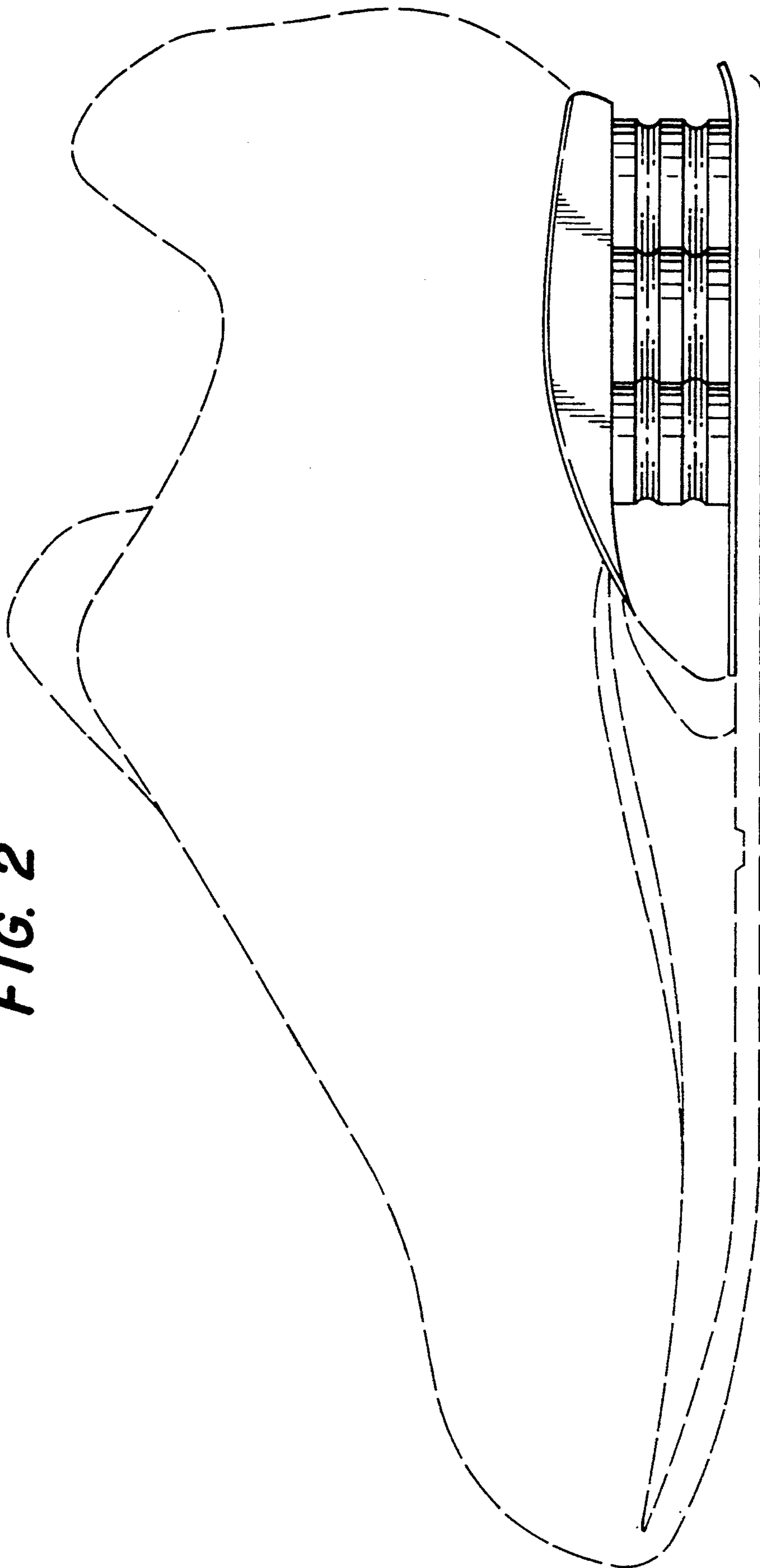


FIG. 3

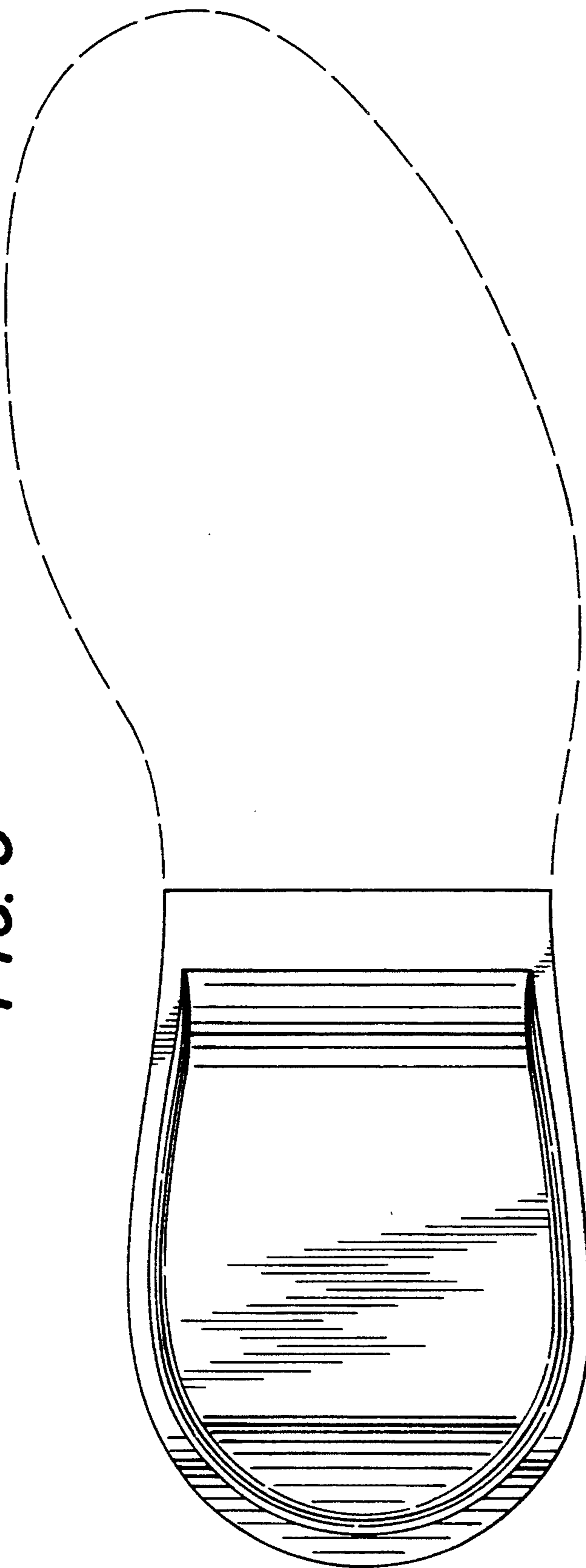


FIG. 5




FIG. 6

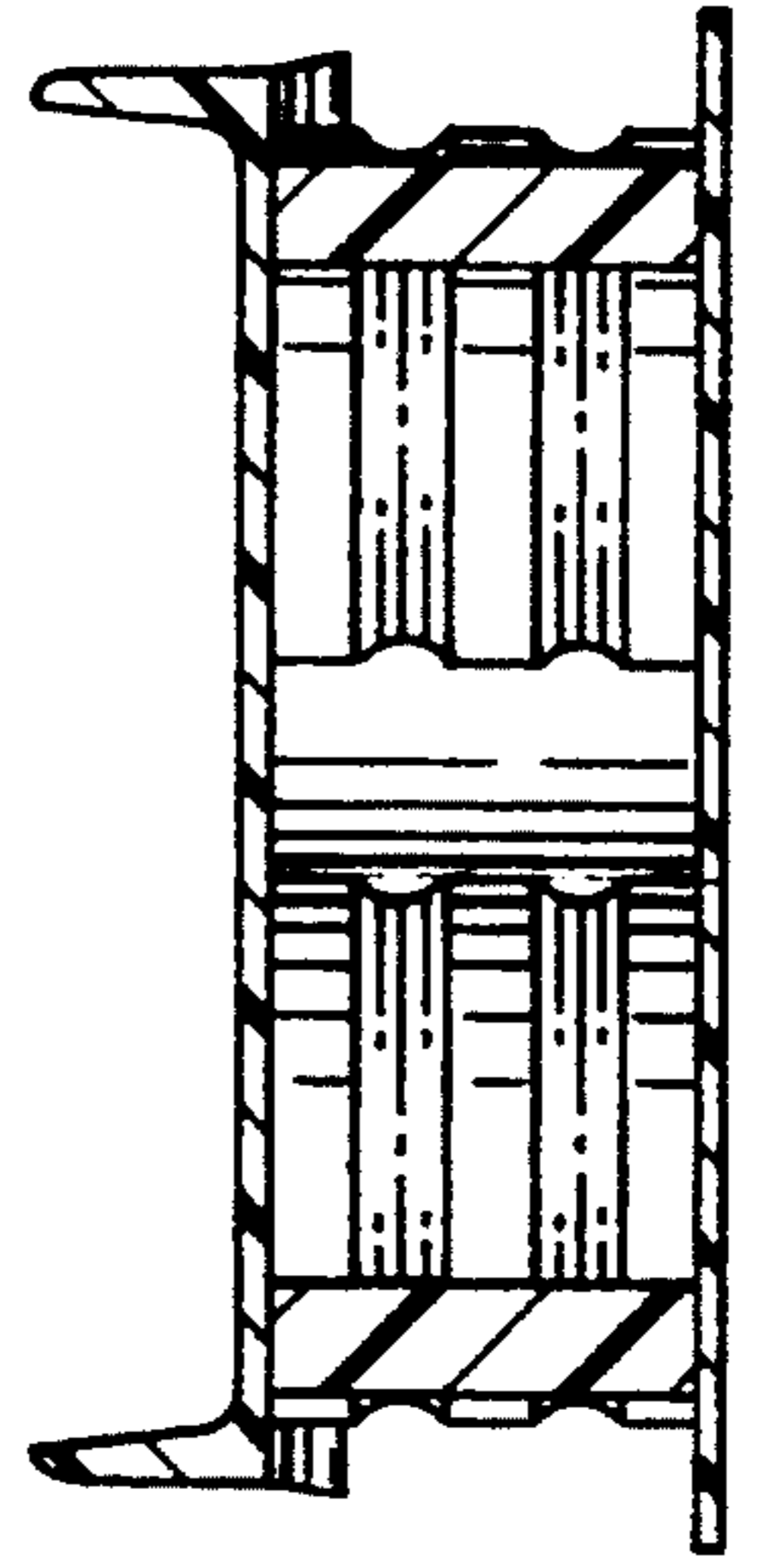


FIG. 4

