



US00D350007S

United States Patent [19]

[11] Patent Number: **Des. 350,007**

Ferguson

[45] Date of Patent: **** Aug. 23, 1994**

[54] MAILBOX SIGNAL FLAG

[76] Inventor: **George Ferguson, 6000 Webb Rd., Hillsboro, Mo. 63050**

[**] Term: **14 Years**

[21] Appl. No.: **611,131**

[22] Filed: **Nov. 8, 1990**

[52] U.S. Cl. **D99/43**

[58] Field of Search 232/17, 36, 14, 34; D99/29, 30, 31, 32, 99; D11/181, 182

[56] **References Cited**

U.S. PATENT DOCUMENTS

D. 244,679	6/1977	Outerbridge	D11/181
3,401,875	9/1968	Bruhns	D99/29
4,728,028	3/1988	Barnes	232/35
4,805,834	2/1989	Saba	232/34
4,836,441	6/1989	Crider	232/35

OTHER PUBLICATIONS

Simmons Hardware Cat., dated 1939, p. 1765 Mailbox with flag.

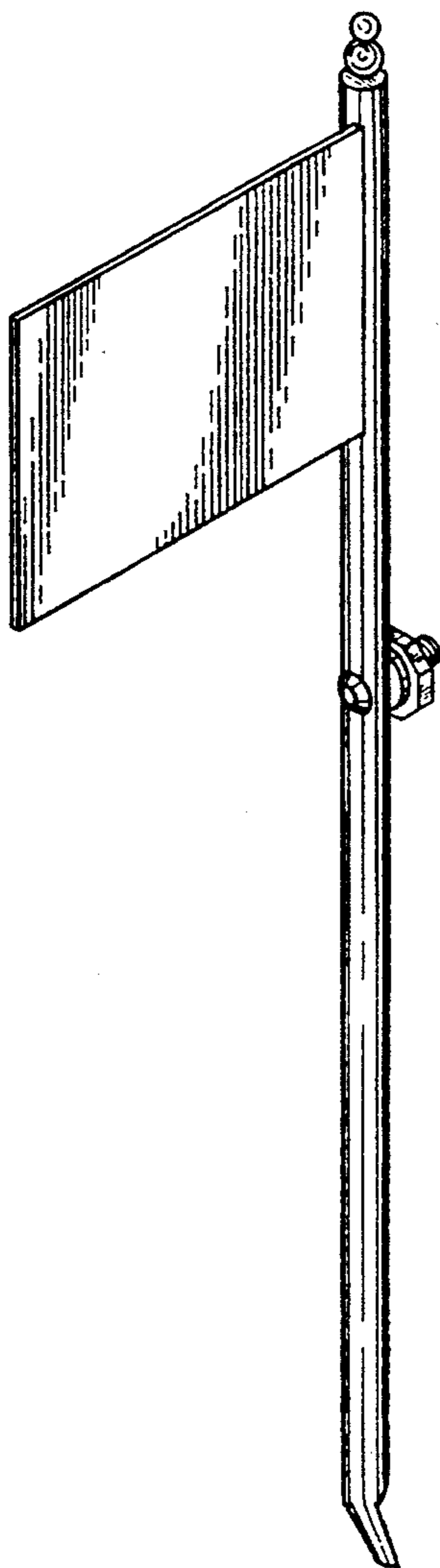
Primary Examiner—Alan P. Douglas
Assistant Examiner—J. H. Musgrove
Attorney, Agent, or Firm—Terry M. Gernstein

[57] **CLAIM**

The ornamental design for a mailbox signal flag, as shown and described.

DESCRIPTION

FIG. 1 is a perspective view of the mailbox signal flag embodying the design of the present invention; FIG. 2 is a front elevational view thereof; FIG. 3 is a rear elevational view thereof; FIG. 4 is a side elevational view thereof; FIG. 5 is a side elevational view thereof; FIG. 6 is a top plan view thereof; and, FIG. 7 is a bottom view thereof.



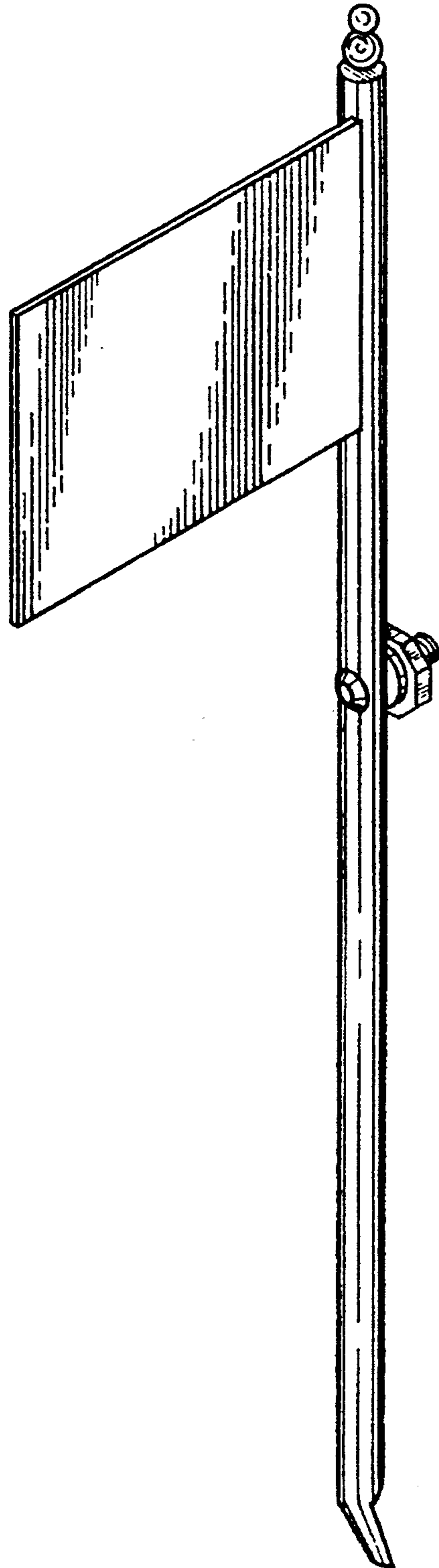


FIG. 1

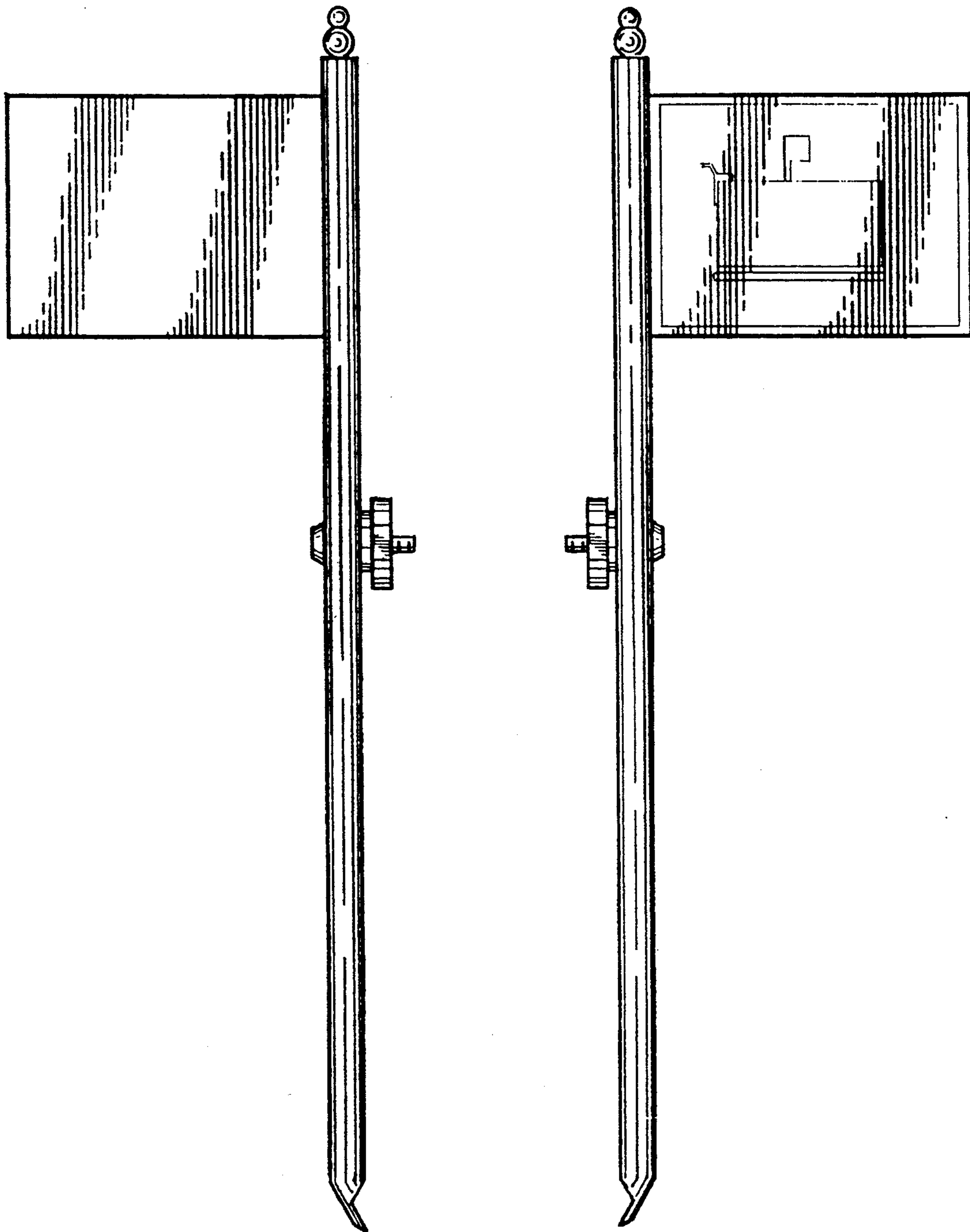


FIG. 2

FIG. 3

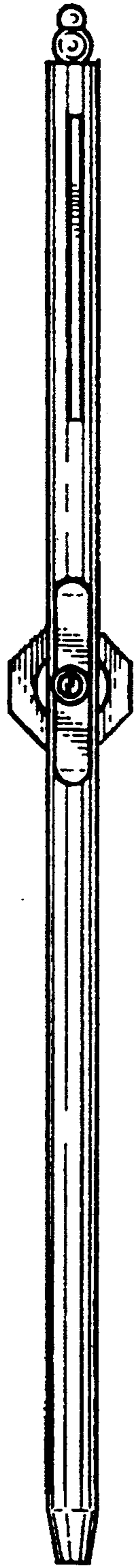


FIG. 4




FIG. 5

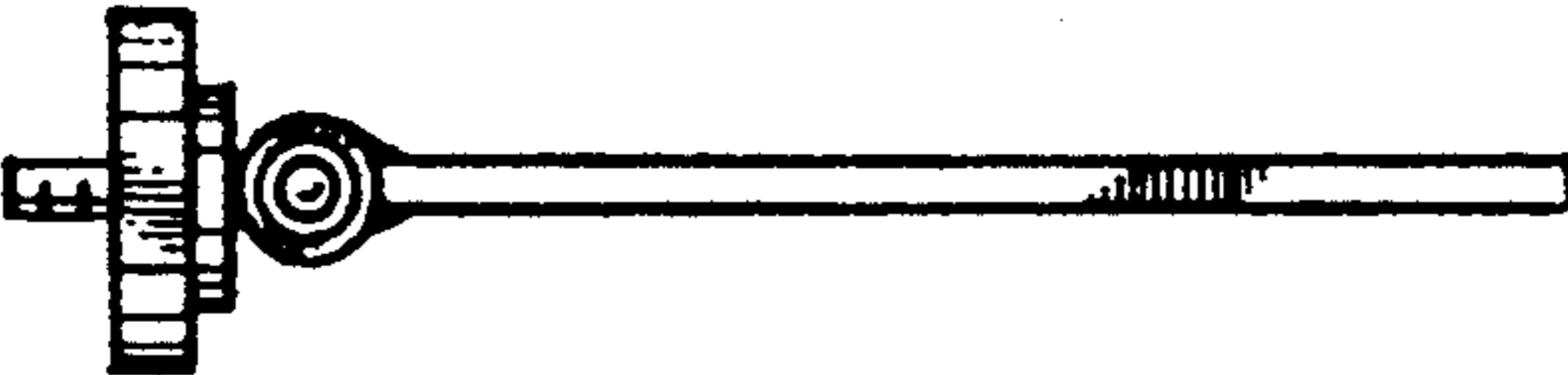


FIG. 6

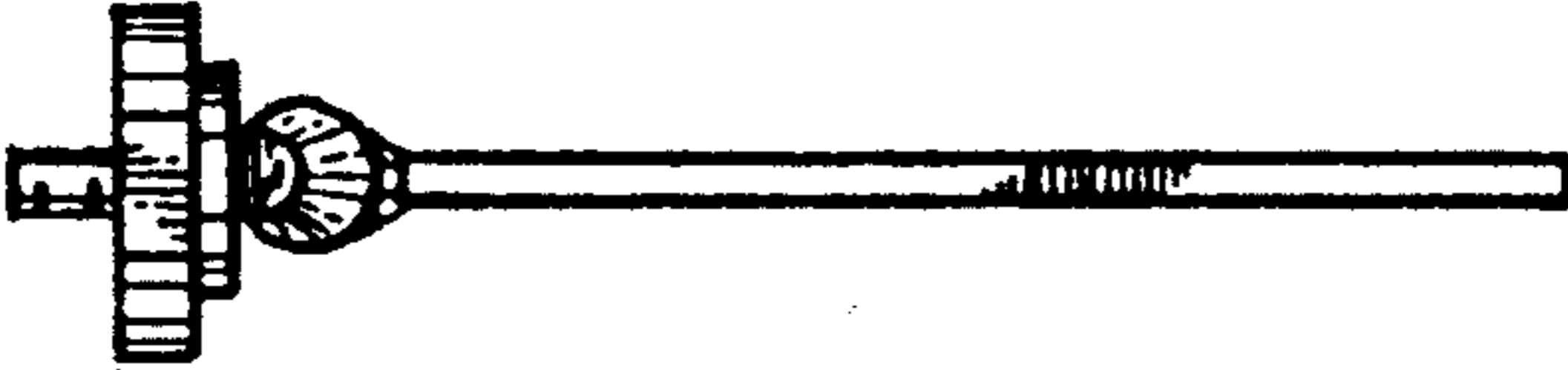


FIG. 7