



US00D349991S

**United States Patent** [19]  
**Wilks, Jr.**

[11] **Patent Number: Des. 349,991**  
[45] **Date of Patent: \*\* Aug. 23, 1994**

[54] **PALLET**  
[76] **Inventor: Donald W. Wilks, Jr., R.R. #1 Box 27, Potwin, Kans. 67123**  
[\*\*] **Term: 14 Years**  
[21] **Appl. No.: 5,052**  
[22] **Filed: Feb. 22, 1993**  
[52] **U.S. Cl. .... D34/38**  
[58] **Field of Search ..... 248/346; 108/51.1, 53.1, 108/53.5, 52.1, 55.3, 56.1, 57.1; D34/38**

3,511,191 5/1970 Barry et al. .... 108/51.1  
3,531,855 10/1970 Spring ..... 108/51.1

*Primary Examiner—Wallace R. Burke*  
*Assistant Examiner—Robin V. Taylor*  
*Attorney, Agent, or Firm—Hugh E. Smith*

[57] **CLAIM**

The ornamental design for a pallet, as shown and described.

**DESCRIPTION**

FIG. 1 is a front elevational view of the pallet showing my new design;  
FIG. 2 is a rear elevational view thereof;  
FIG. 3 is a left side elevational view thereof;  
FIG. 4 is a right side elevational view thereof;  
FIG. 5 is a top plan view thereof;  
FIG. 6 is a bottom plan view thereof; and,  
FIG. 7 is an isometric view thereof.

[56] **References Cited**  
**U.S. PATENT DOCUMENTS**  
D. 283,267 4/1986 Kero et al. .... D34/38  
D. 306,226 2/1990 Jirucha ..... D34/38  
D. 316,319 4/1991 Bathon ..... D34/38  
2,651,486 9/1953 Woodward ..... 108/51.1




FIG. 1




FIG. 2




FIG. 3

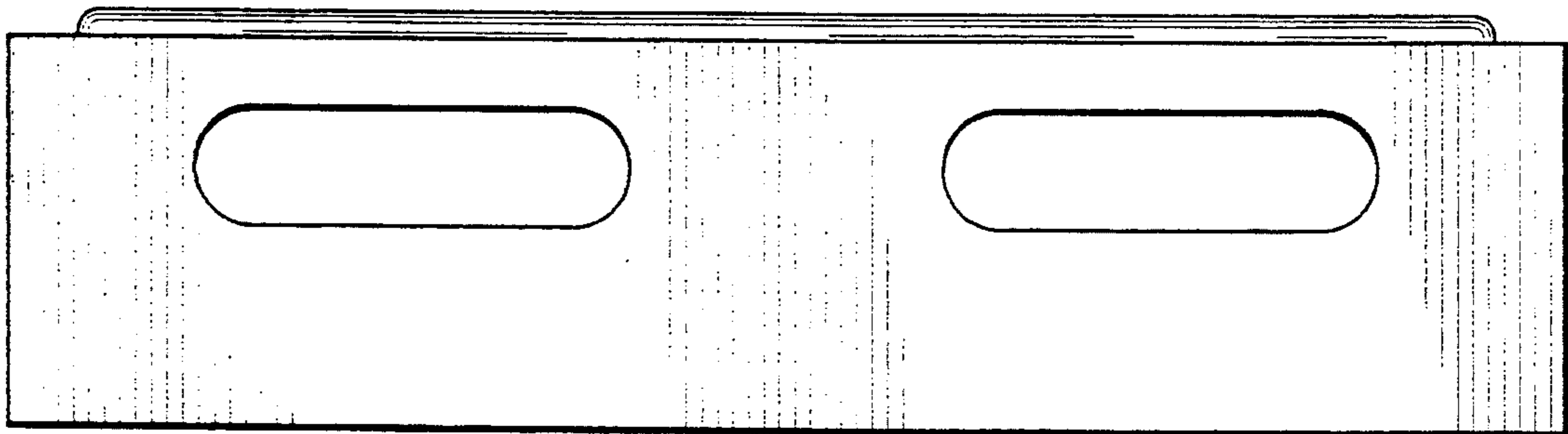


FIG. 4

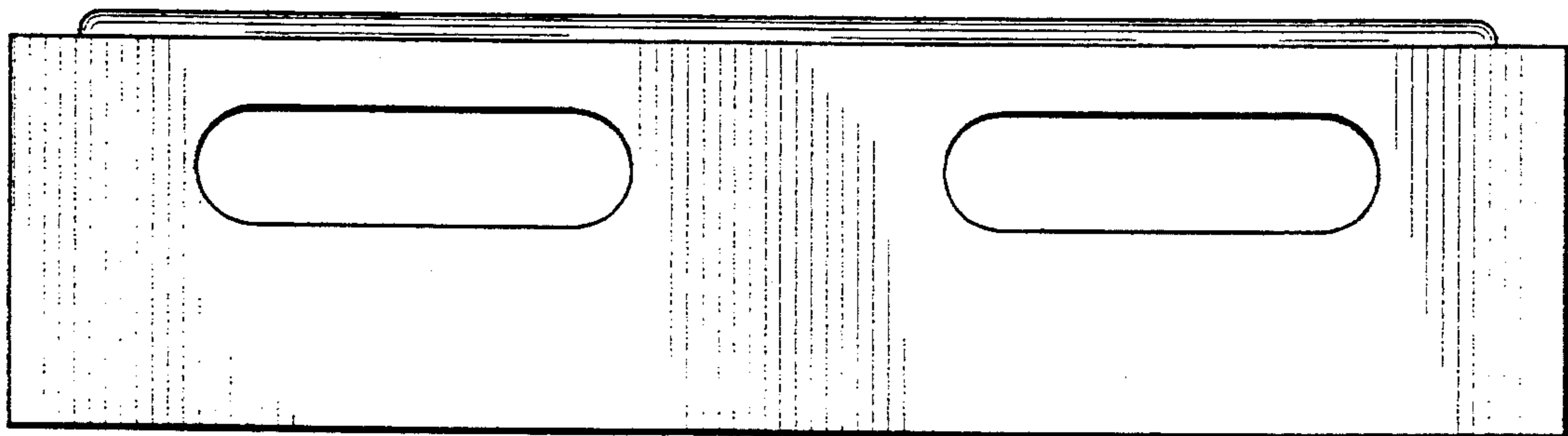


FIG. 5

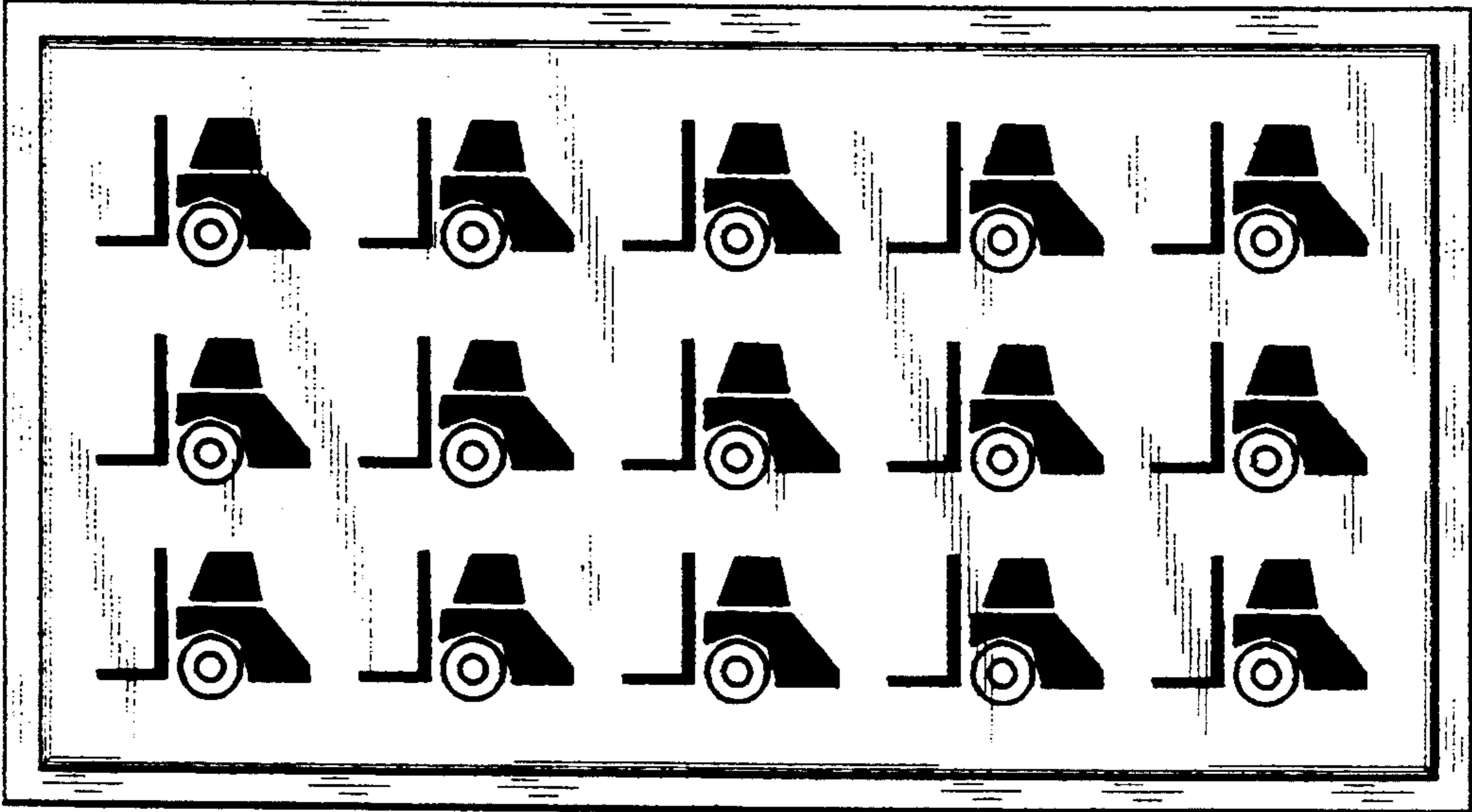


FIG. 6






FIG. 7

