



US00D349969S

# United States Patent [19] Yang

[11] Patent Number: **Des. 349,969**

[45] Date of Patent: **\*\* Aug. 23, 1994**

[54] **FLUORESCENT TUBE**

[75] Inventor: **Chi W. Yang, Kowloon, Hong Kong**

[73] Assignee: **Mass Technology (H.K.) Ltd.,  
Kowloon, Hong Kong**

[\*\*] Term: **14 Years**

[21] Appl. No.: **849,319**

[22] Filed: **Mar. 9, 1992**

[52] U.S. Cl. .... **D26/3**

[58] Field of Search ..... **362/318, 493; D26/1,  
D26/2, 3**

[56] **References Cited**

**U.S. PATENT DOCUMENTS**

4,853,591 8/1989 Klein et al. .... 313/493

**FOREIGN PATENT DOCUMENTS**

0054147 3/1986 Japan ..... 313/493

*Primary Examiner*—Susan J. Lucas  
*Attorney, Agent, or Firm*—Kalish & Gilster

[57] **CLAIM**

The ornamental design for a fluorescent tube, as shown and described.

**DESCRIPTION**

FIG. 1 is a front elevational view of a fluorescent tube showing my new design;  
FIG. 2 is a rear elevational view thereof;  
FIG. 3 is a left side elevational view thereof;  
FIG. 4 is a right side elevational view thereof;  
FIG. 5 is a top plan view thereof;  
FIG. 6 is a bottom plan view thereof; and,  
FIG. 7 is a perspective view thereof.

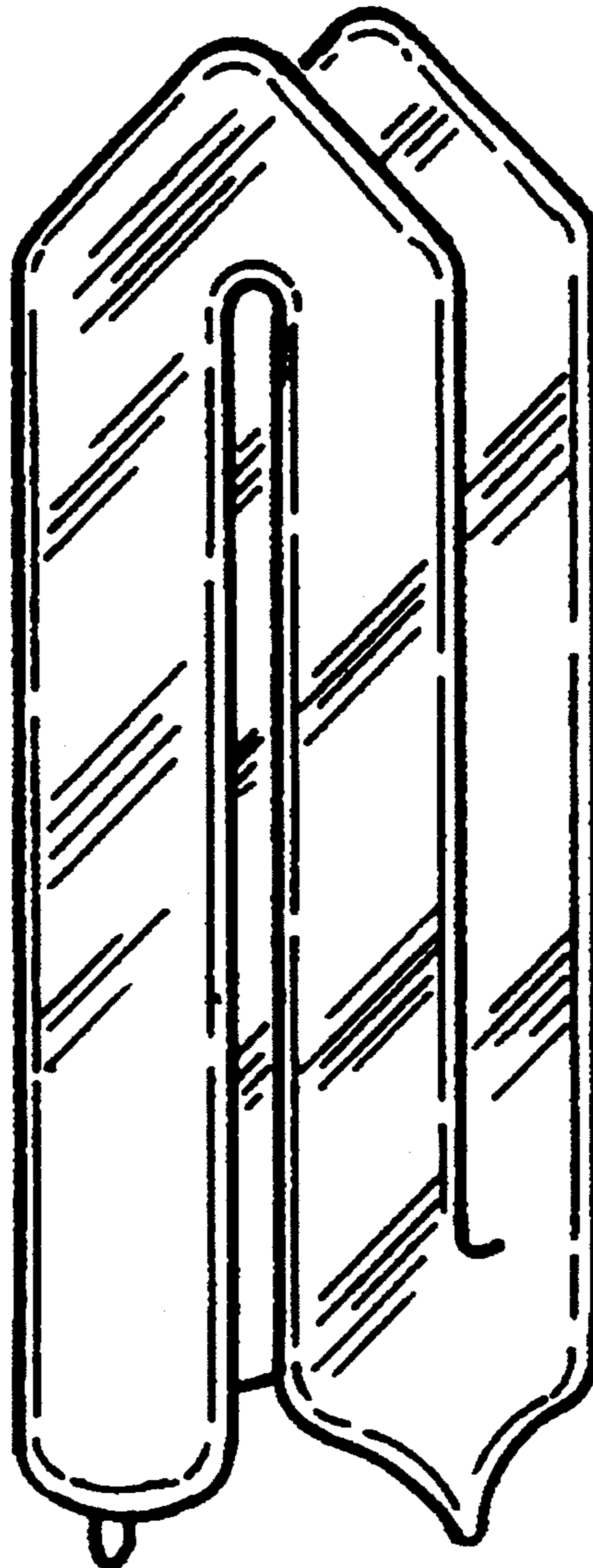




FIG. 1

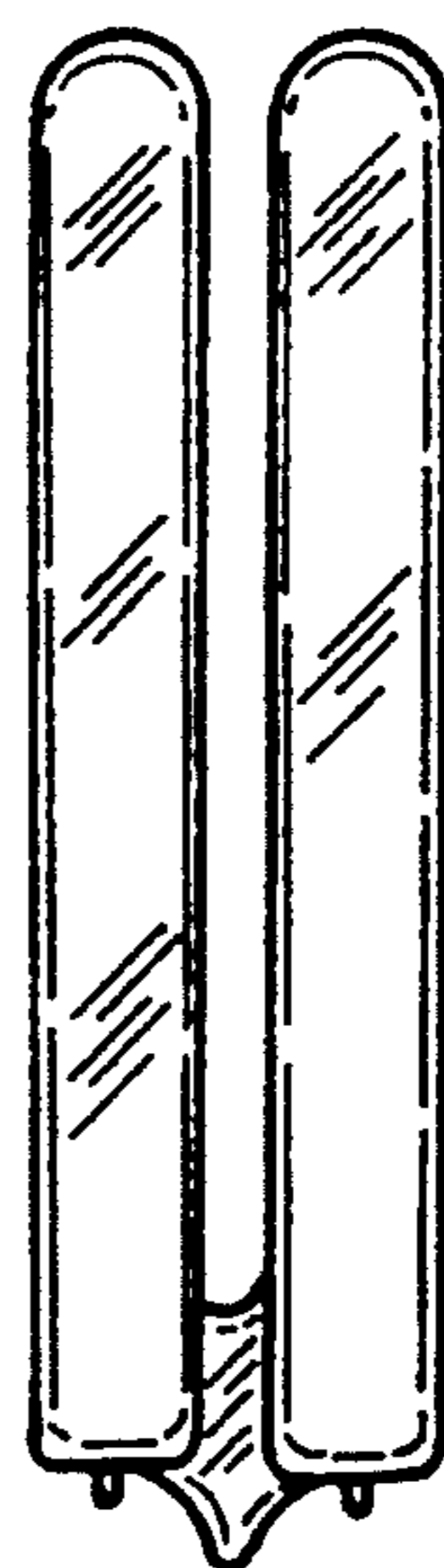


FIG. 2

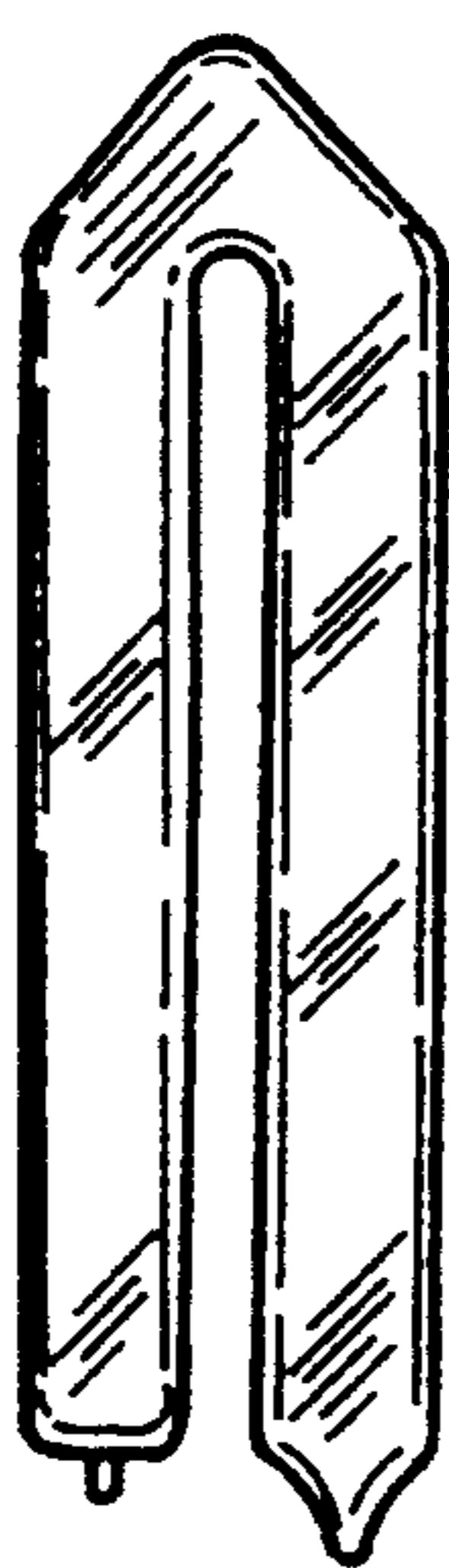


FIG. 3



FIG. 4



FIG. 5




FIG. 6

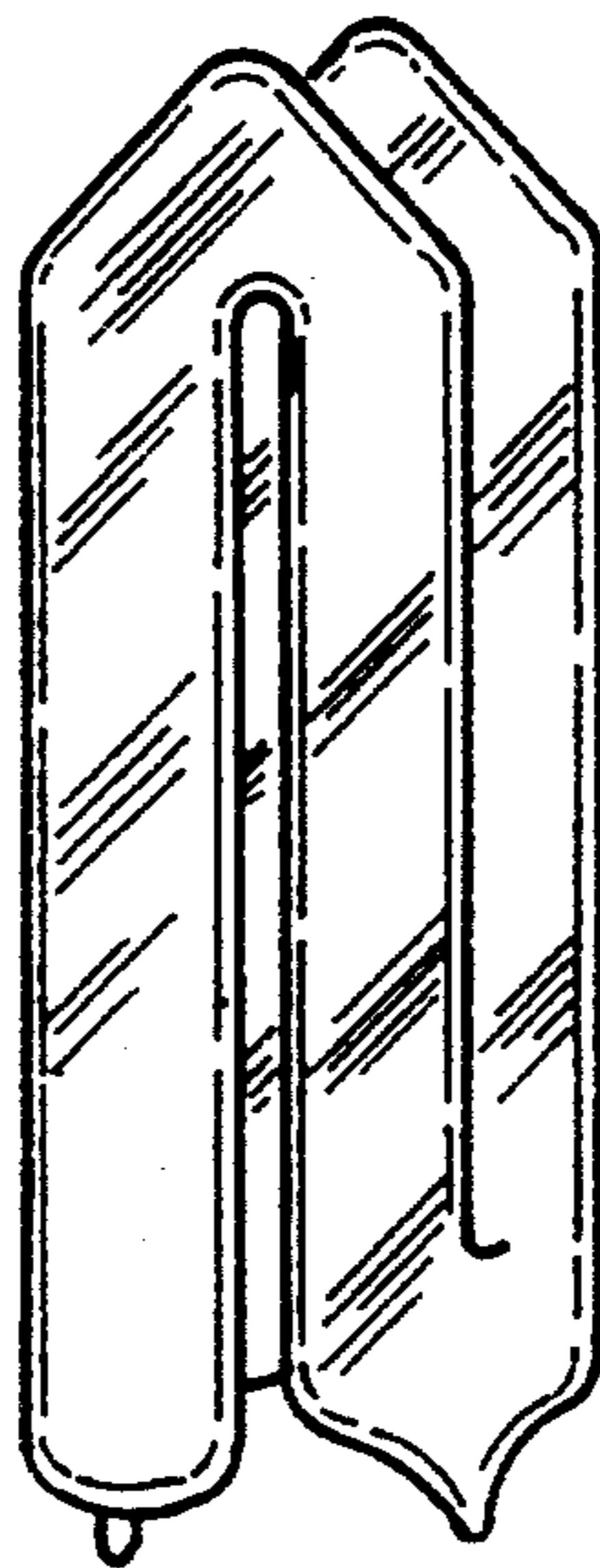


FIG. 7