



US00D349962S

United States Patent [19]
Rogers

[11] **Patent Number: Des. 349,962**
[45] **Date of Patent: ** Aug. 23, 1994**

[54] **LUMBAR PILLOW**
[76] **Inventor: Sydney M. Rogers, 16 N. Chatsworth Ave., Larchmont, N.Y. 10538**
[**] **Term: 14 Years**
[21] **Appl. No.: 289**
[22] **Filed: Oct. 13, 1992**
[52] **U.S. Cl. D24/190; D6/601; D6/604**
[58] **Field of Search D5/595, 596, 601, 604; 297/284.5; D24/190-192, 189, 206, 207**

[56] **References Cited**
U.S. PATENT DOCUMENTS
D. 182,647 4/1958 Cox D6/601
D. 183,521 9/1958 Ibsen D21/238
D. 263,625 3/1982 McKnight et al. D24/191
D. 325,441 4/1992 O'Brien et al. D24/206
D. 338,533 8/1993 Burget et al. D24/206
1,927,751 9/1933 Mensi D24/207
2,898,610 8/1959 Chamberlain D21/238
3,905,058 9/1975 Horsfield 297/284.5


Primary Examiner—Lisa P. Lichtenstein
Attorney, Agent, or Firm—Charles E. Temko


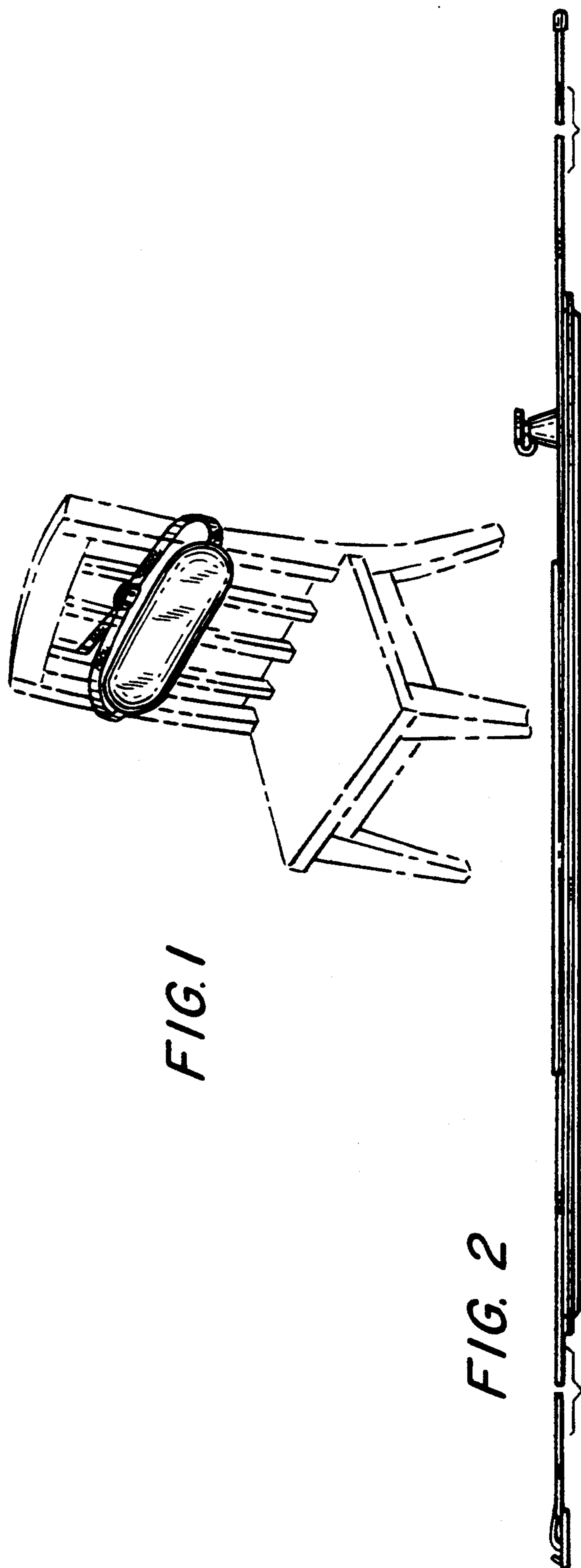
[57] **CLAIM**

The ornamental design for a lumbar pillow, as shown and described.

DESCRIPTION

FIG. 1 is a view in perspective showing my new design for a lumbar pillow in use;
FIG. 2 is an enlarged top plan view thereof;
FIG. 3 is an enlarged front elevational view thereof;
FIG. 4 is an enlarged rear elevational view thereof;
FIG. 5 is an enlarged left end elevational view thereof; and,
FIG. 6 is an enlarged right end elevational view thereof. The broken line showing of a chair in FIG. 1 is for illustrative purposes only, and forms no part of the claimed design.
The straps have been broken away on the right and left ends to indicate indeterminate length.
The cross-hatch shading, fragmentarily shown in FIGS. 1, 3 and 4, represents fabric, and is understood to extend uniformly throughout the straps.





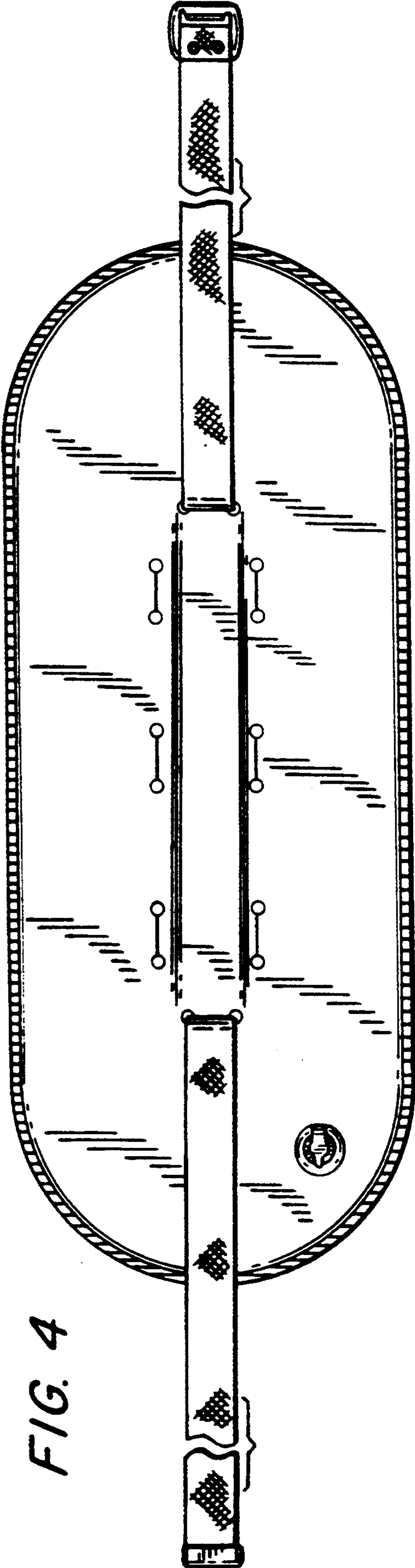


FIG. 4



FIG. 6



FIG. 5