



US00D349960S

United States Patent [19]

[11] Patent Number: **Des. 349,960**

Gyory et al.

[45] Date of Patent: **** Aug. 23, 1994**

[54] **ELECTROTRANSPORT DRUG DELIVERY PATCH**

5,088,978 2/1992 Hillman et al. 604/20
5,169,382 12/1992 Theeuwes et al. 604/20

[75] Inventors: **J. Richard Gyory**, San Jose; **Jay Wilson**, Portola Valley, both of Calif.

OTHER PUBLICATIONS

United States Statutory Invention Registration H 516
Lattin et al., Sep. 6, 1988.

[73] Assignee: **Alza Corporation**, Palo Alto, Calif.

Primary Examiner—Stella Reid
Attorney, Agent, or Firm—D. Byron Miller; Steven F. Stone; Edward L. Mandell

[**] Term: **14 Years**

[21] Appl. No.: **3,172**

[57] CLAIM

[22] Filed: **Dec. 31, 1992**

The ornamental design for an electrotransport drug delivery patch, as shown.

[52] U.S. Cl. **D24/89**

[58] Field of Search 604/20, 19; 128/639; D24/189

DESCRIPTION

[56] References Cited

U.S. PATENT DOCUMENTS

D. 278,363	4/1985	Schenkel et al.	D24/189
D. 296,006	5/1988	Asche	D24/189
4,406,658	9/1983	Lattin	604/20
4,474,570	10/1984	Ariura et al.	604/20
4,767,401	8/1988	Seiderman	604/20
5,006,108	4/1991	LaPrade	604/20

FIG. 1 is a top perspective view of an electrotransport drug delivery patch, showing our new design; FIG. 2 is a top plan view thereof; FIG. 3 is a bottom plan view thereof; FIG. 4 is a side elevational view thereof, the opposite side elevational view being identical thereto; and, FIG. 5 is an end elevational view thereof, the opposite and elevational view being identical thereto.

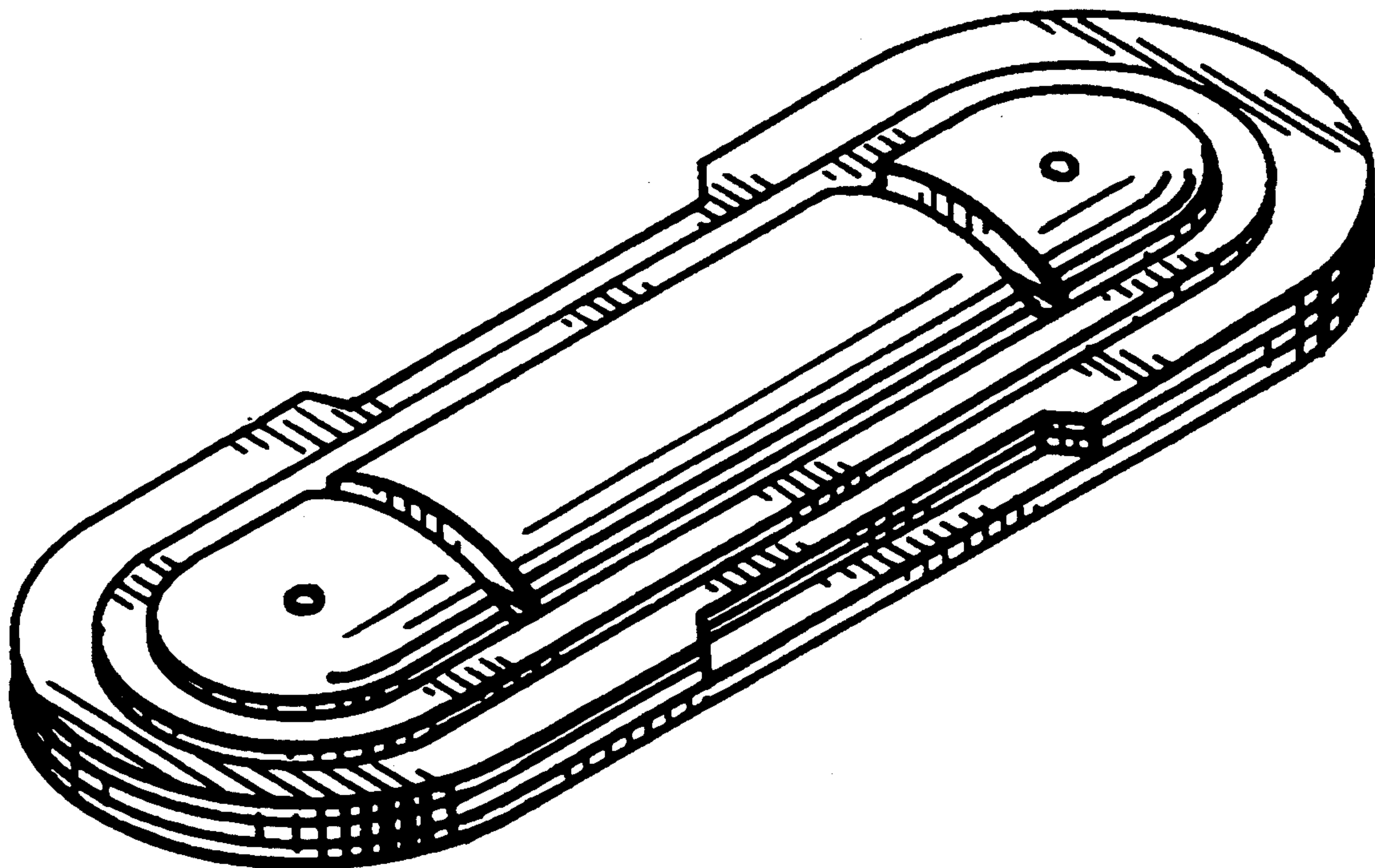


FIG.1

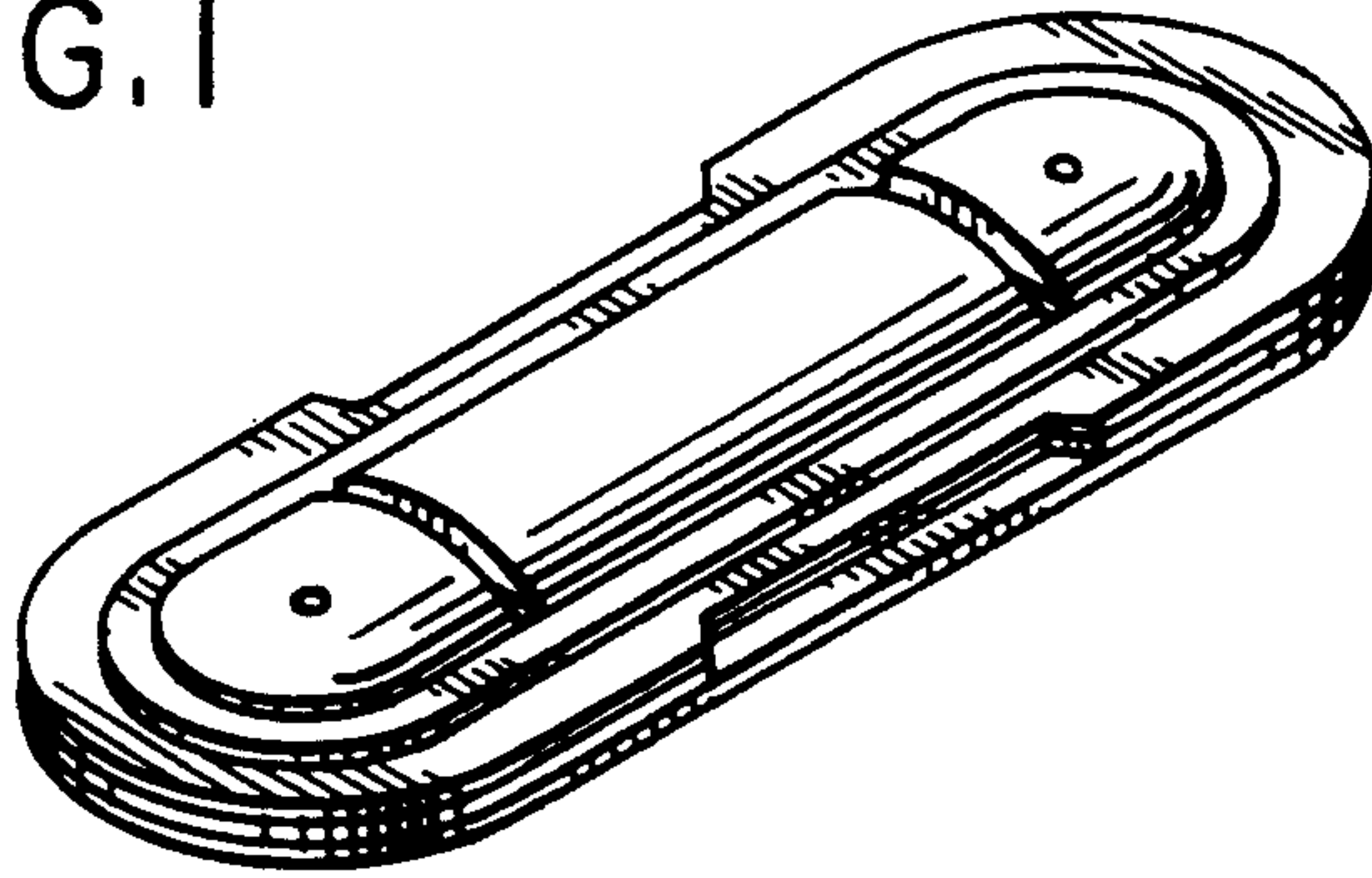


FIG.2




FIG.3

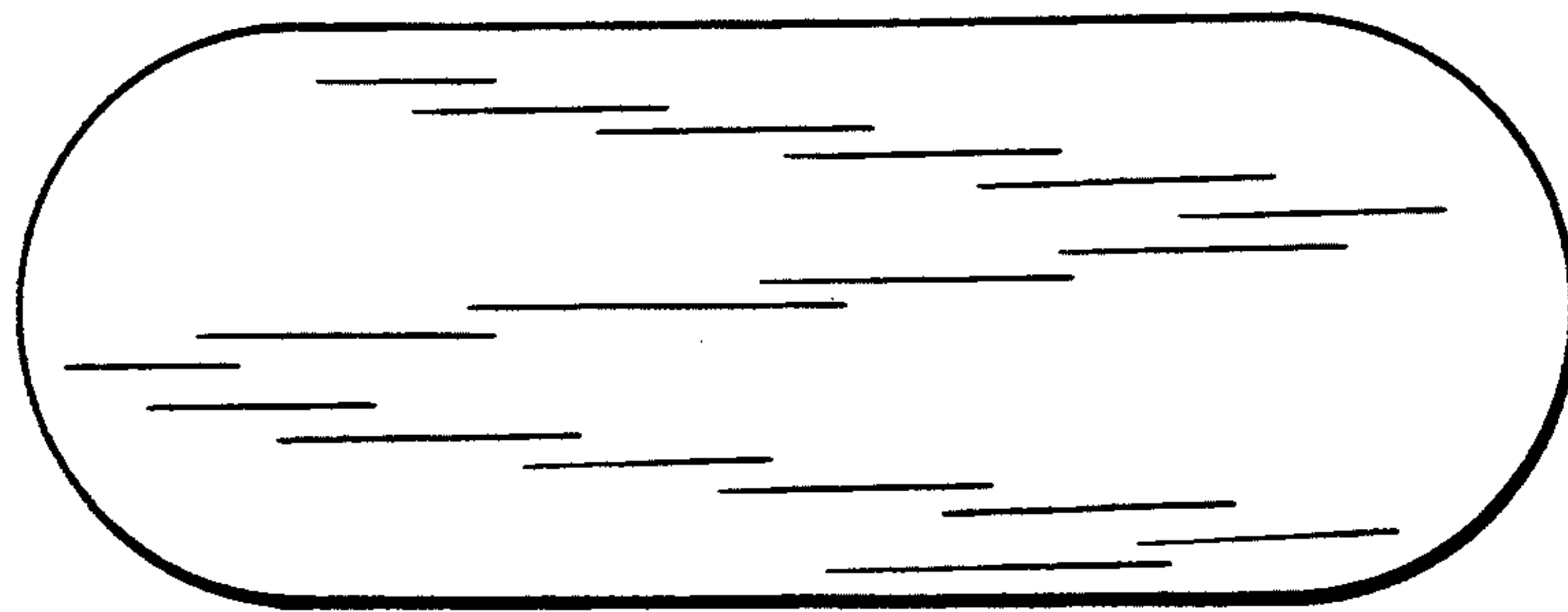


FIG.4



FIG.5

