



US00D349957S

# United States Patent [19]

[11] Patent Number: **Des. 349,957**

**Johnson**

[45] Date of Patent: **\*\* Aug. 23, 1994**

[54] **FEMININE HYGIENIC SYRINGE**  
[76] Inventor: **Frances Johnson**, 6305 Stonecress Ave., Newark, Calif. 94560

2,849,256 8/1958 Kowal ..... 604/85 X  
3,817,247 6/1974 Mills ..... 604/150  
4,601,709 7/1986 Kabbaby ..... 604/150  
4,911,704 3/1990 Discon ..... 604/279 X  
4,950,231 8/1990 Liu ..... 604/279 X

[\*\*] Term: **14 Years**

[21] Appl. No.: **2,011**

*Primary Examiner*—A. Hugo Word  
*Assistant Examiner*—I. Simmons  
*Attorney, Agent, or Firm*—John J. Leavitt

[22] Filed: **Nov. 30, 1992**

### Related U.S. Application Data

[63] Continuation-in-part of Ser. No. 463,994, Jan. 12, 1990, abandoned.

[52] U.S. Cl. .... **D24/111**

[58] **Field of Search** ..... 604/85, 279, 84, 275, 604/151, 150, 280; D24/108, 111, 118

### [57] CLAIM

The ornamental design for a feminine hygienic syringe, as shown.

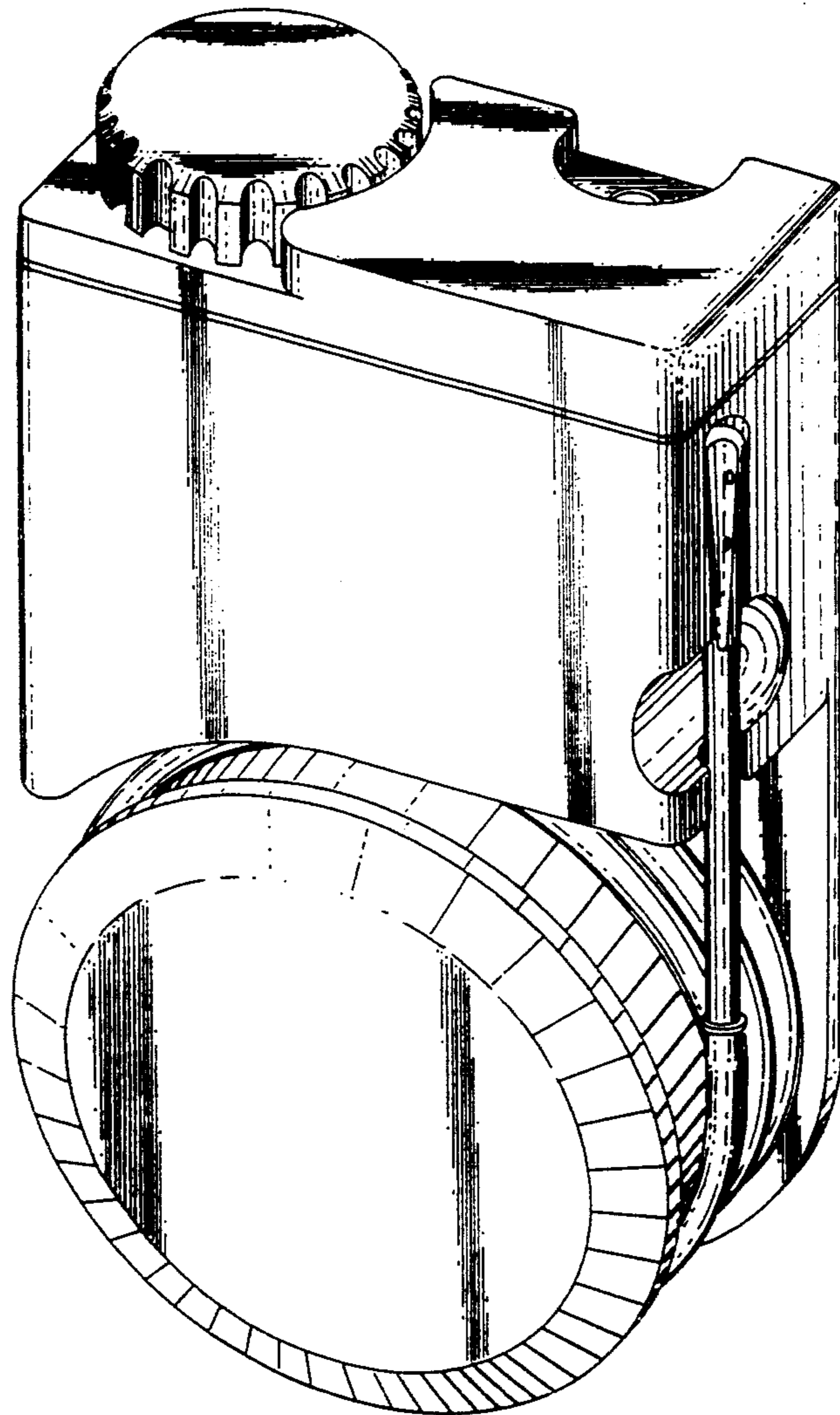
### References Cited

#### U.S. PATENT DOCUMENTS

D. 258,764 3/1981 Black ..... D24/111 X  
920,225 5/1909 Denburgh et al. .... 206/364 X  
2,117,622 5/1938 Morton et al. .... 604/84 X

### DESCRIPTION

FIG. 1 is a perspective view of the feminine hygienic syringe, showing my new design;  
FIG. 2 is a front elevational view thereof;  
FIG. 3 is a left side elevational view thereof;  
FIG. 4 is a right side elevational view thereof;  
FIG. 5 is a rear elevational view thereof;  
FIG. 6 is a top plan view thereof; and,  
FIG. 7 is a bottom plan view thereof.






FIG. 1






FIG. 5




FIG. 4

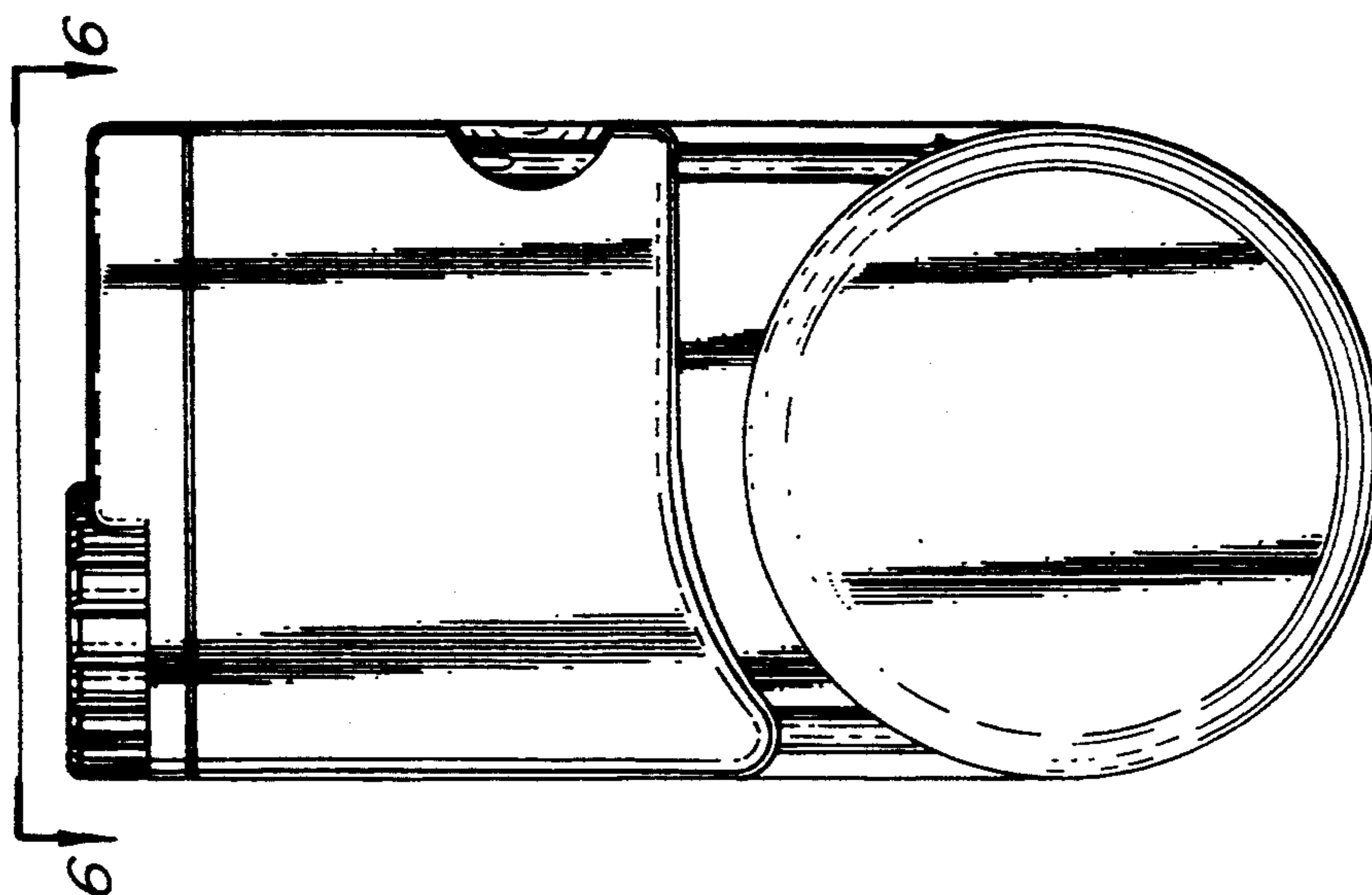


FIG. 2

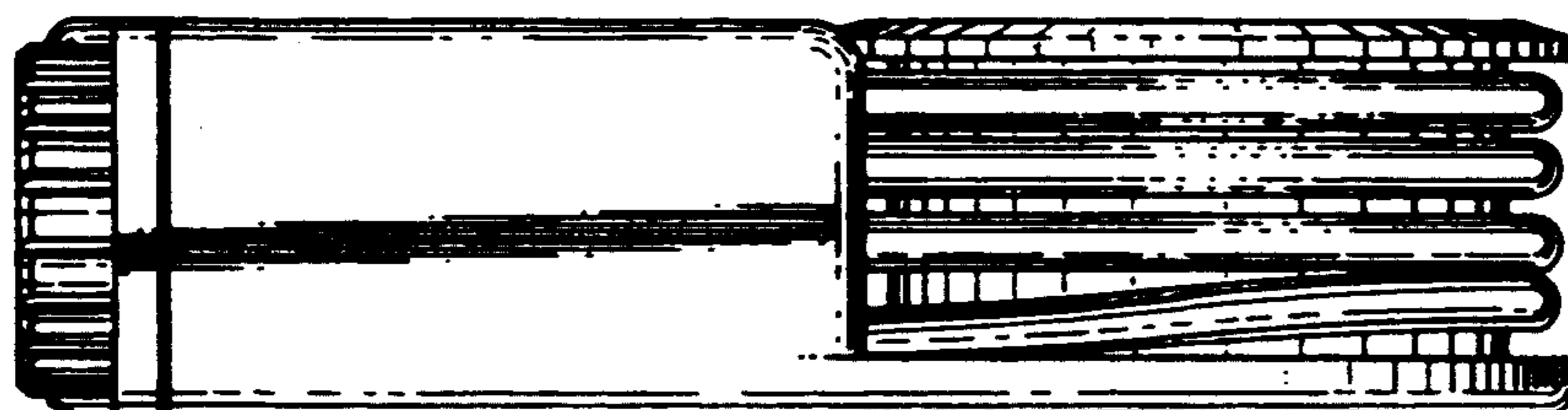


FIG. 3




FIG. 7




FIG. 6