



US00D349950S

# United States Patent [19] Cummings

[11] Patent Number: **Des. 349,950**

[45] Date of Patent: **\*\* Aug. 23, 1994**

[54] **SHOWER BASE**

[75] Inventor: **Kenneth E. Cummings**, Mississauga, Canada

[73] Assignee: **122235 Canada Limited**, Richmond Hill, Canada

[\*\*] Term: **14 Years**

[21] Appl. No.: **924,336**

[22] Filed: **Jul. 31, 1992**

[30] **Foreign Application Priority Data**

Feb. 18, 1992 [CA] Canada ..... 18-02-92-12

[52] U.S. Cl. .... **D23/283**

[58] Field of Search ..... 52/34, 35, 264;  
4/541.1-541.6, 590, 596, 597, 604, 605, 611,  
612, 613, 614, 622; D23/275, 283, 305

[56] **References Cited**

**U.S. PATENT DOCUMENTS**

D. 96,507 8/1935 Reed, Jr. .... 4/579 X  
D. 219,513 12/1970 Skyhawk ..... D23/283

D. 260,931 9/1981 Reineman ..... D24/204  
D. 269,814 7/1983 Fishel et al. .... D24/204  
D. 299,164 12/1988 Burgess et al. .... D23/283  
D. 299,523 1/1989 Poulin ..... D23/283  
D. 337,375 7/1993 Bengtson et al. .... D23/283  
D. 338,260 8/1993 Bengtson et al. .... D23/283  
4,974,269 12/1980 Baus ..... 4/613

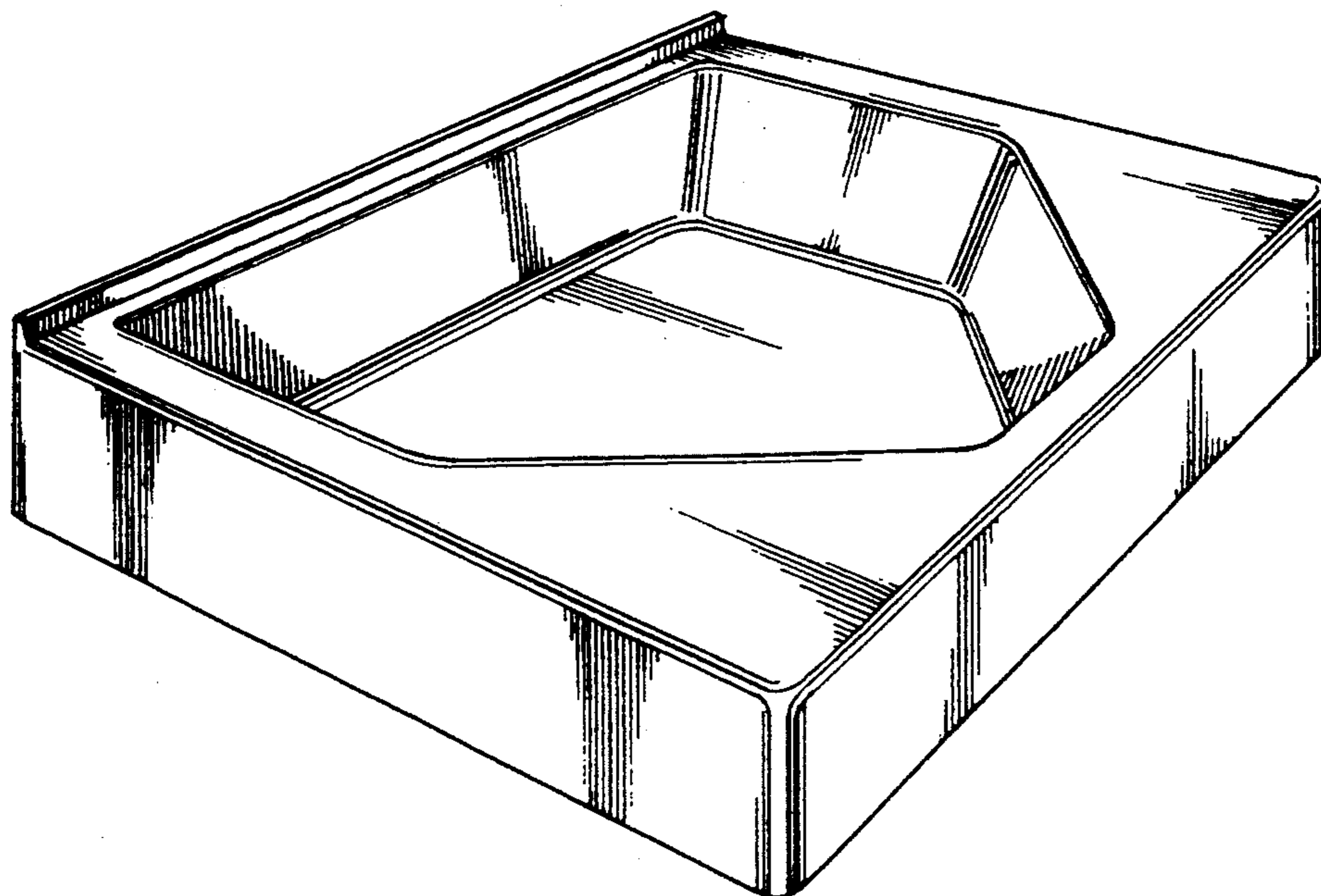
*Primary Examiner*—Stella Reid  
*Assistant Examiner*—Eric Watterson  
*Attorney, Agent, or Firm*—Trevor C. Klotz

[57] **CLAIM**

The ornamental design for a shower base, as shown.

**DESCRIPTION**

FIG. 1 is a top plan view of a shower base showing my new design;  
FIG. 2 is a front elevation;  
FIG. 3 is a rear elevation;  
FIG. 4 is a left side elevation;  
FIG. 5 is a right side elevation;  
FIG. 6 is a bottom plan view; and,  
FIG. 7 is a front perspective view taken from the left side.



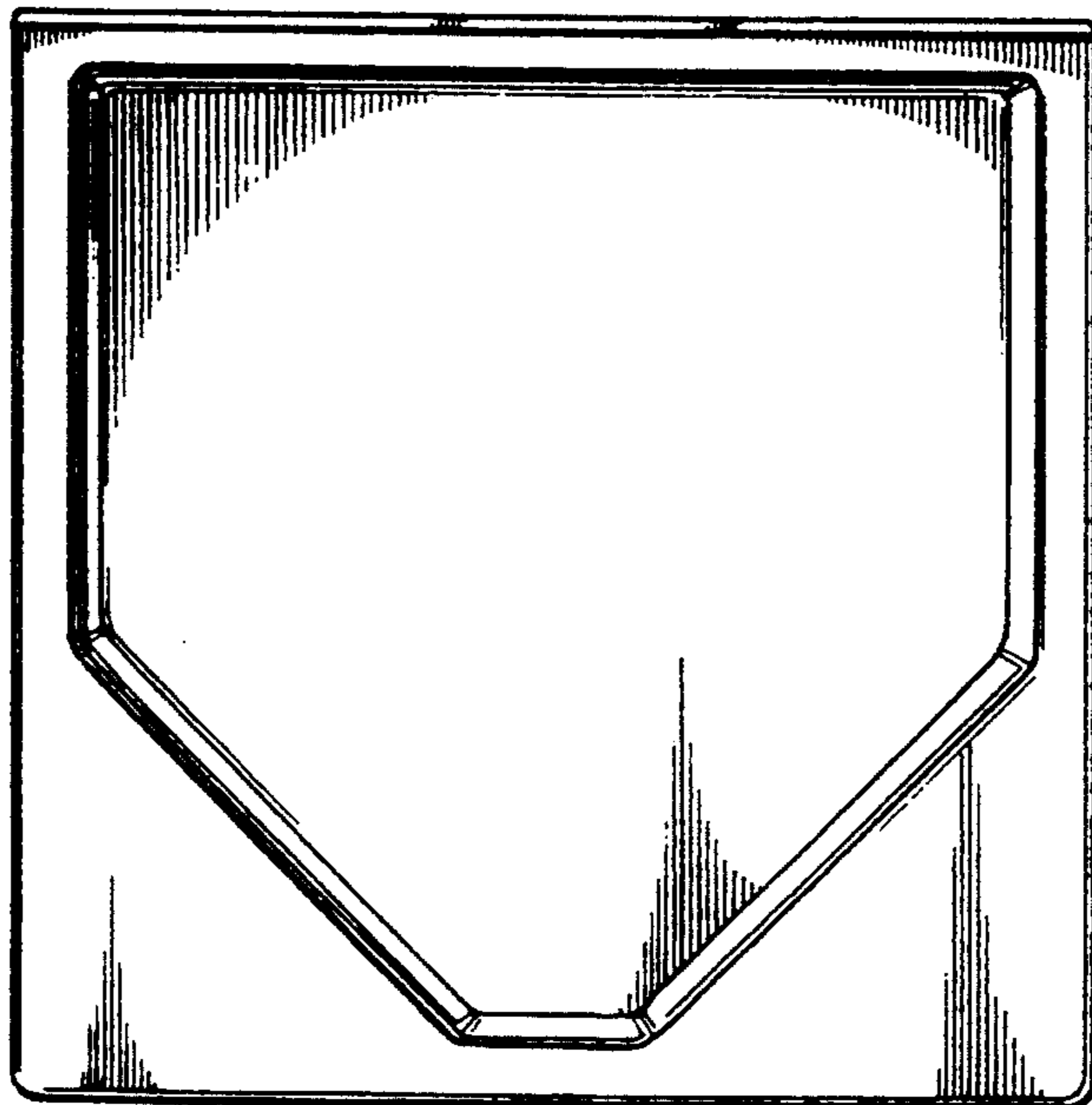


FIG. 1




FIG. 2




FIG. 3

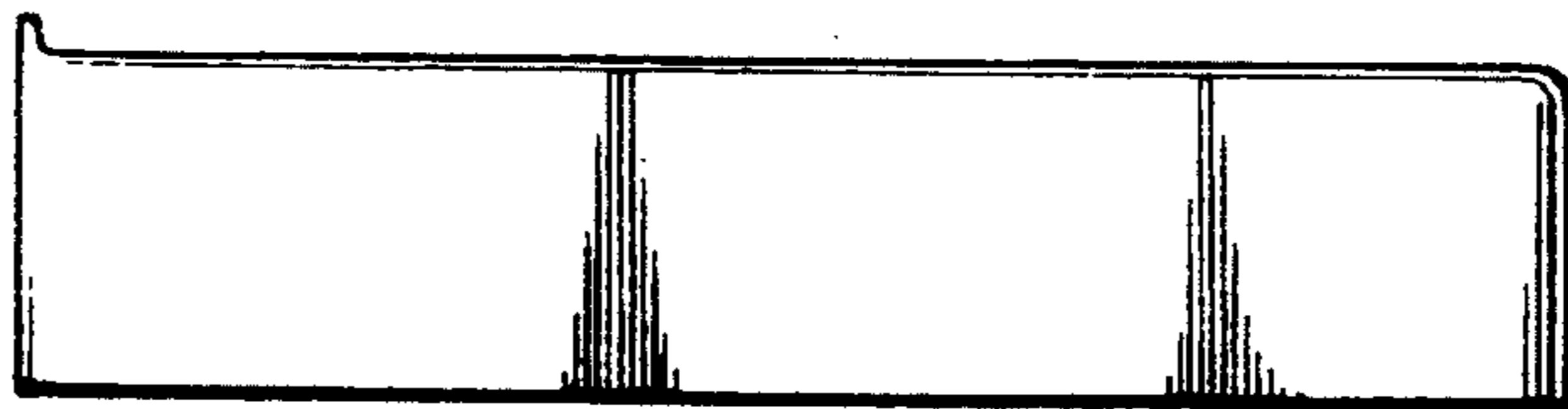


FIG. 4




FIG. 5

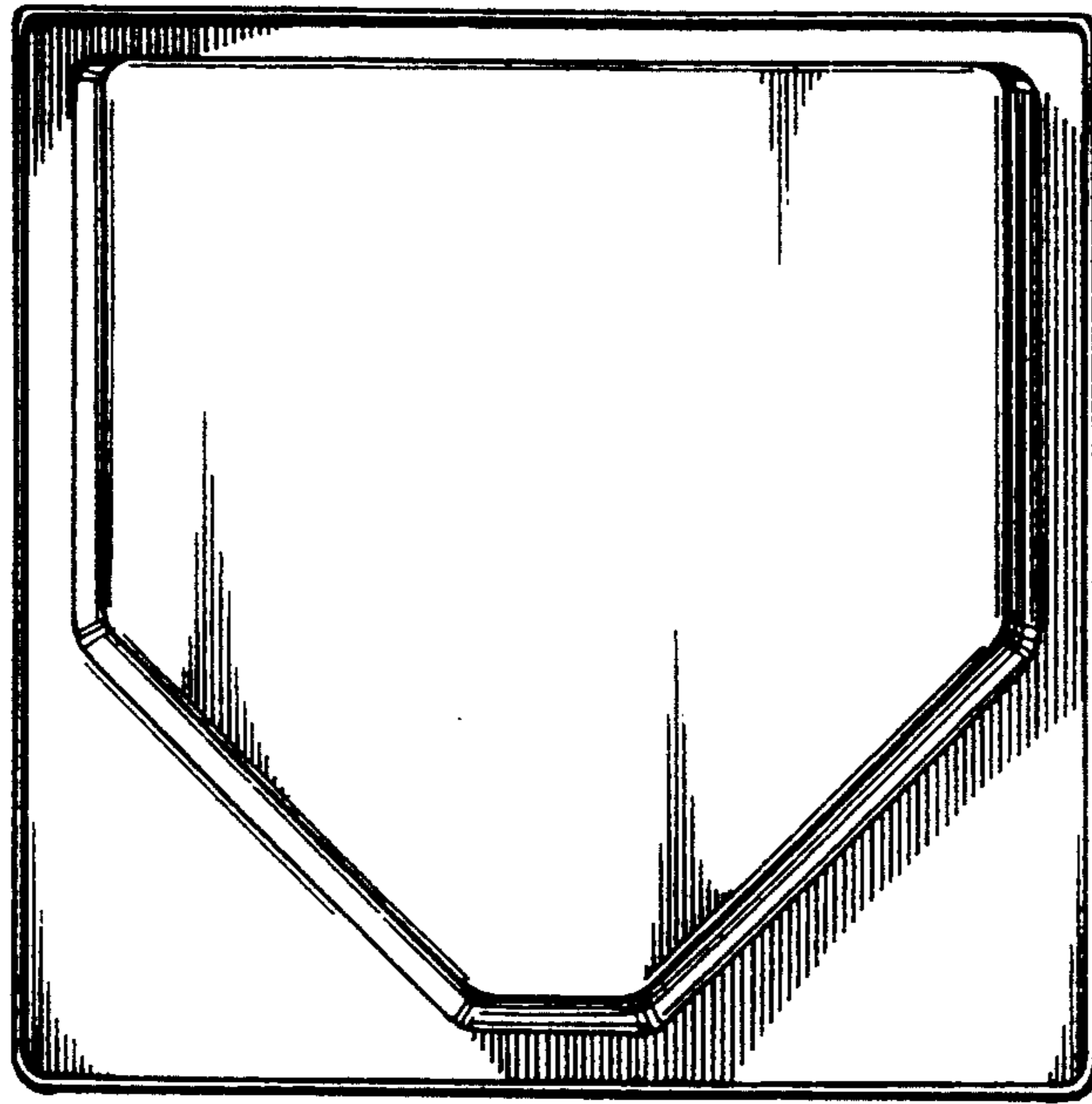


FIG. 6

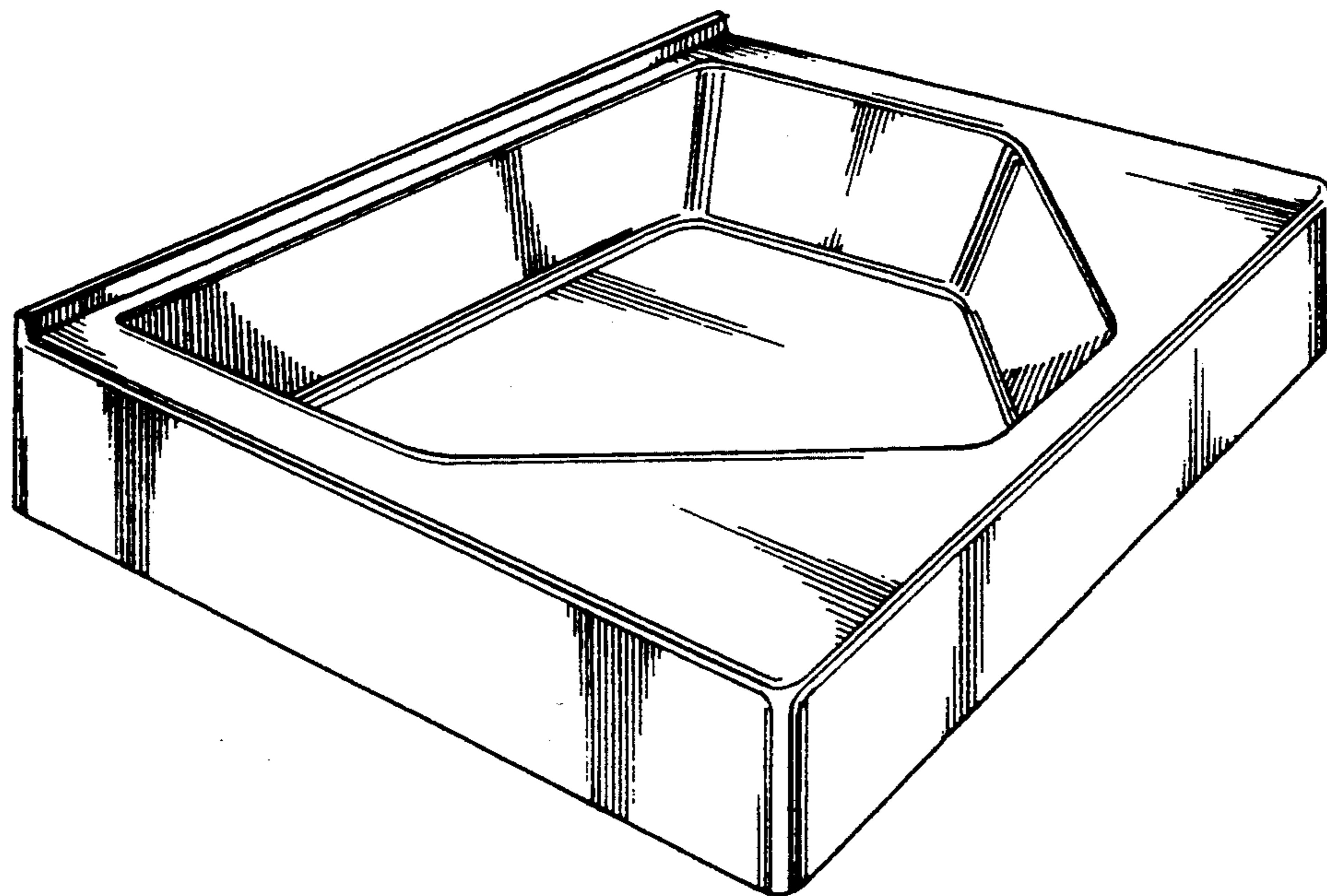


FIG. 7