



US00D349946S

United States Patent [19]

[11] Patent Number: **Des. 349,946**

Harty

[45] Date of Patent: **** Aug. 23, 1994**

[54] **WATER FILTER COVER**

[75] Inventor: **William H. Harty**, Daytona Beach, Fla.

[73] Assignee: **Eagle Spring Filtration, Inc.**, South Daytona, Fla.

[**] Term: **14 Years**

[21] Appl. No.: **925,470**

[22] Filed: **Aug. 4, 1992**

Related U.S. Application Data

[63] Continuation-in-part of Ser. No. 679,335, Apr. 2, 1991, Pat. No. Des. 333,337.

[52] U.S. Cl. **D23/209**

[58] Field of Search 210/97, 198.1, 205-206, 210/231, 244-246, 257.1-257.2, 258, 260-261, 275, 282, 287-290, 295, 321.6, 321.78, 348, 416.3; D23/207-210

[56] **References Cited**

U.S. PATENT DOCUMENTS

D. 235,206	5/1975	Bertrand	D23/209
D. 271,235	11/1983	Ward	D23/209
D. 275,312	8/1984	Ohls	D23/209
D. 309,494	7/1990	Riley	D23/209
D. 319,288	8/1991	Spokoiny	D23/209
D. 333,337	2/1993	Harty	D23/209

Primary Examiner—Wallace R. Burke
Assistant Examiner—M. H. Tung
Attorney, Agent, or Firm—Lockwood, Alex, FitzGibbon & Cummings

[57] **CLAIM**

The ornamental design for a water filter cover, as shown and described.

DESCRIPTION

FIG. 1 is a perspective view of a water filter cover showing my new design;
FIG. 2 is a side elevational view thereof, the opposite side is a mirror image;
FIG. 3 is a rear elevational view thereof; and,
FIG. 4 is a top plan view thereof.
The broken line drawing of a water filter in FIGS. 1-3 is for illustrative purposes only and forms no part of the claimed design.

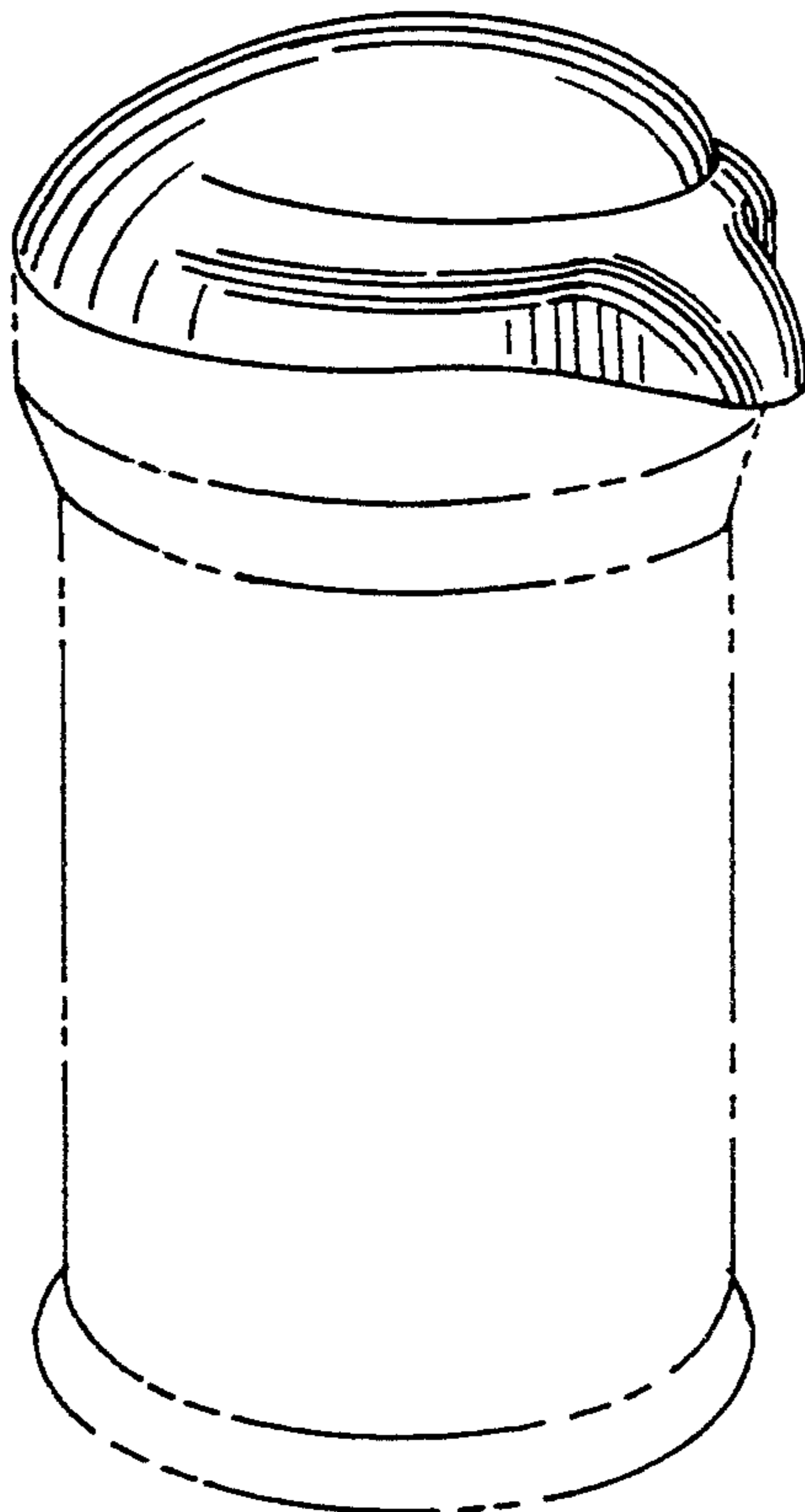


FIG. 1

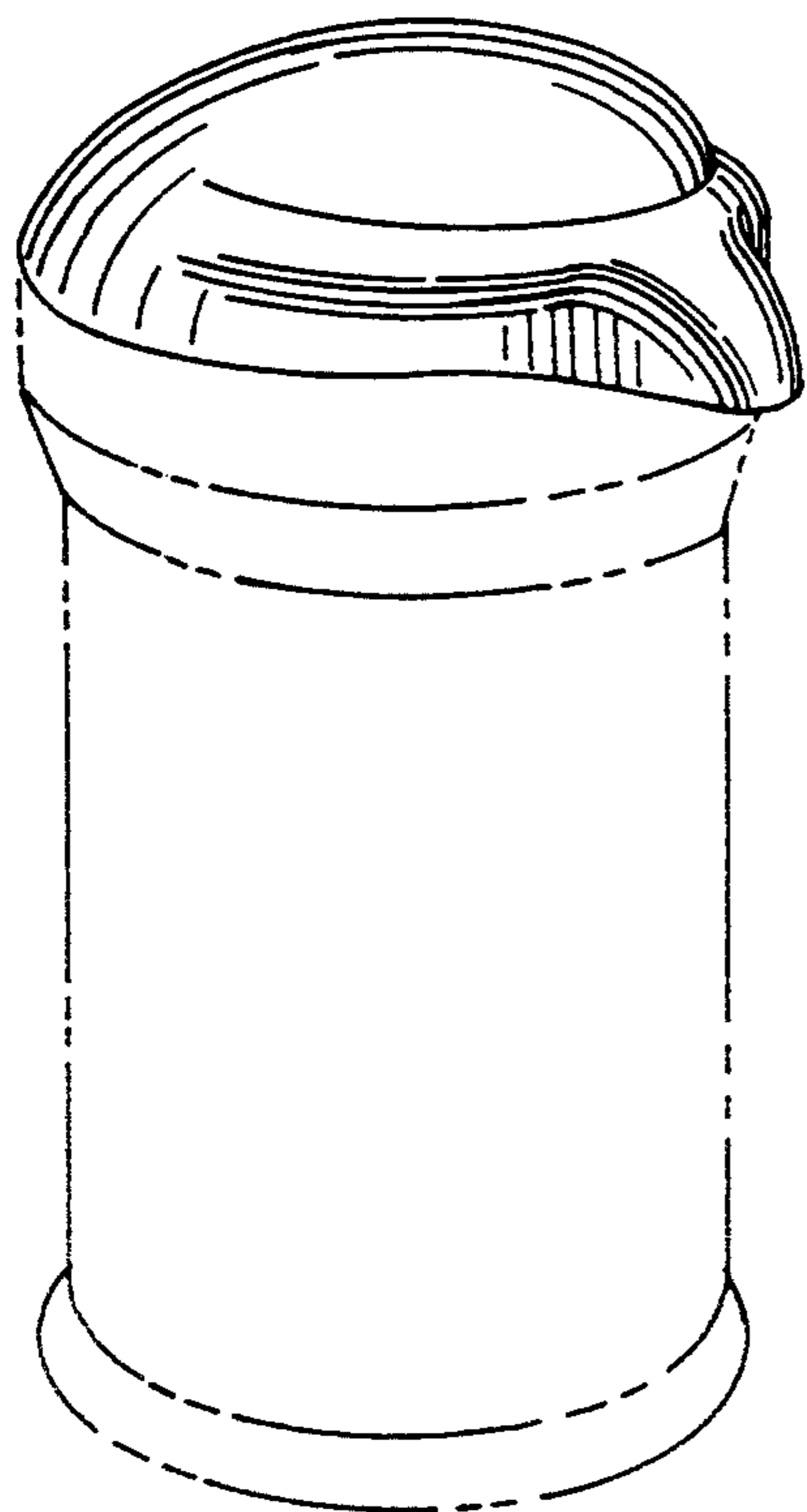


FIG. 2

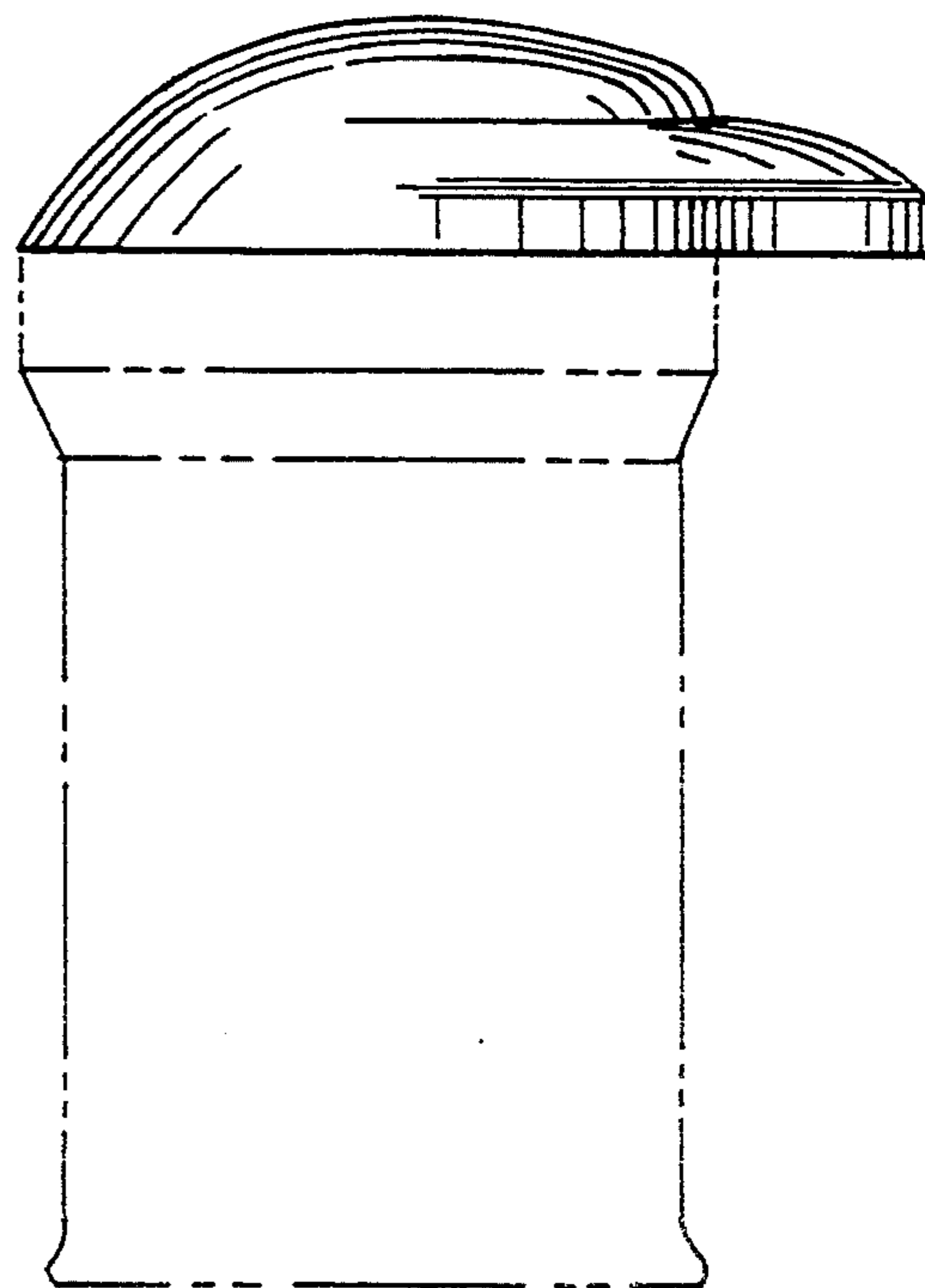


FIG. 3

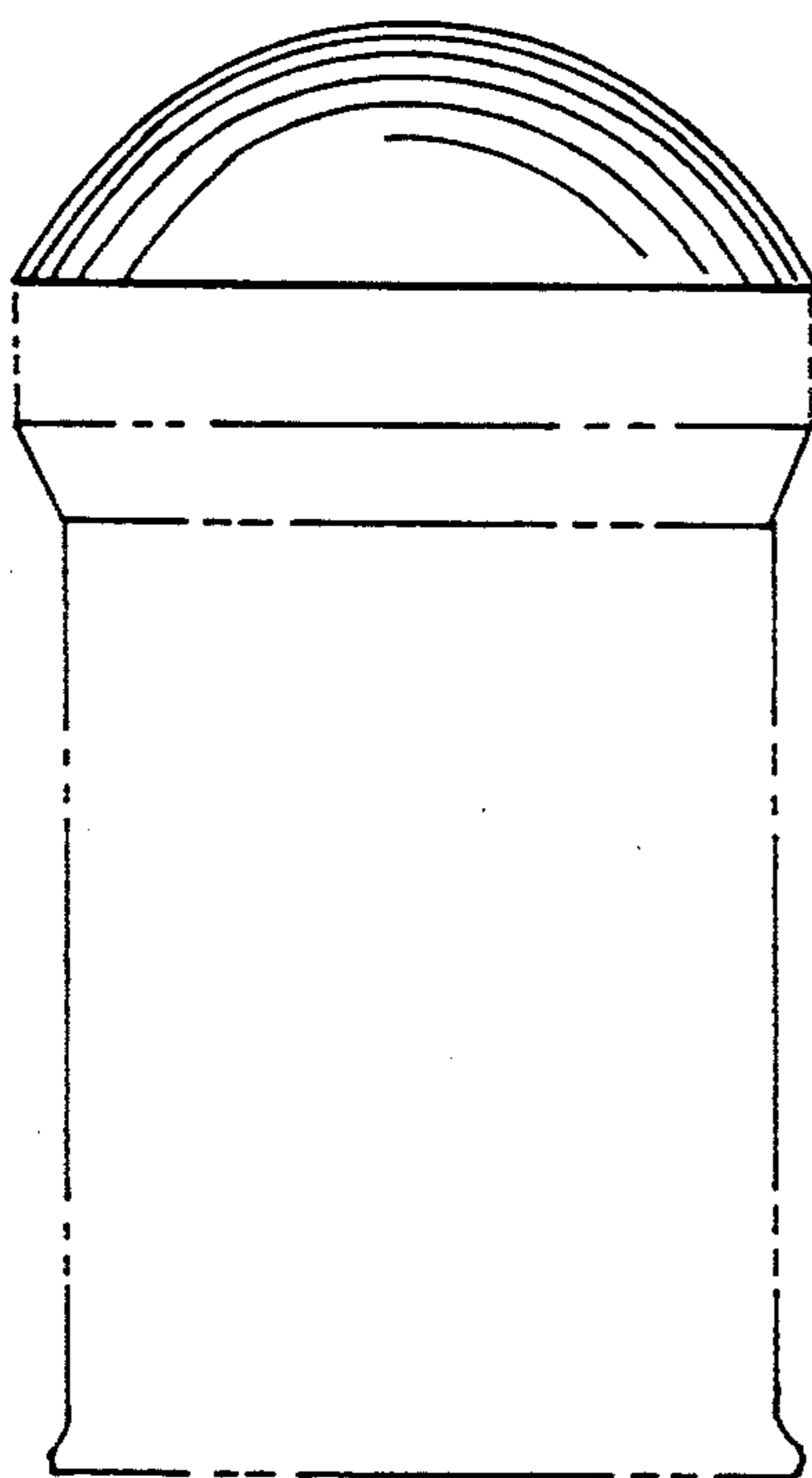


FIG. 4

