



US00D349941S

United States Patent [19]

[11] Patent Number: **Des. 349,941**

Gentry

[45] Date of Patent: **** Aug. 23, 1994**

[54] **FISHING LURE RATTLE ATTACHMENT**

[75] Inventor: **Don Gentry**, Carterville, Ill.

[73] Assignee: **Lunker Lure Products, Inc.**,
Carterville, Ill.

[**] Term: **14 Years**

[21] Appl. No.: **914,947**

[22] Filed: **Jul. 14, 1992**

[52] U.S. Cl. **D22/126**

[58] **Field of Search** 43/44.96, 43.1, 42.31,
43/42.37, 42.39, 42.38, 42.22, 42.35, 42.45,
42.48, 44.8, 44.2; D22/128, 129, 126, 149, 145,
146

[56] **References Cited**

U.S. PATENT DOCUMENTS

2,530,007	11/1950	Euzent	43/42.53
2,738,610	3/1956	Rice	43/42.31
2,769,271	11/1956	Smith	D22/129 X
3,497,987	3/1970	Perrin	43/42.35
3,802,115	4/1974	Auten et al.	43/42.31

4,653,212	3/1987	Pixton	43/4.5
4,800,670	1/1989	Mattison	43/17.6
4,887,377	12/1989	Morris	43/42.24
4,918,854	4/1990	Webre, Jr.	43/42.31
4,969,287	11/1990	Johnson	43/44.8 X
5,001,856	3/1991	Gentry	43/42.31
5,129,178	7/1992	Hicks	43/44.87


Primary Examiner—A. Hugo Word
Assistant Examiner—Doris V. Coles
Attorney, Agent, or Firm—Kalish & Gilster

[57] CLAIM

The ornamental design for an fishing lure rattle attachment, as described and shown.

DESCRIPTION

FIG. 1 is a side view of a first version of a fishing lure rattle attachment embodying my new design, the reverse side being identical thereto;
FIG. 2 is a top plan view thereof;
FIG. 3 is a bottom plan view thereof;
FIG. 4 is a first end view thereof;
FIG. 5 is a second end view thereof; and,
FIG. 6 is a perspective view thereof.






FIG. 1




FIG. 2




FIG. 3



FIG. 4



FIG. 5

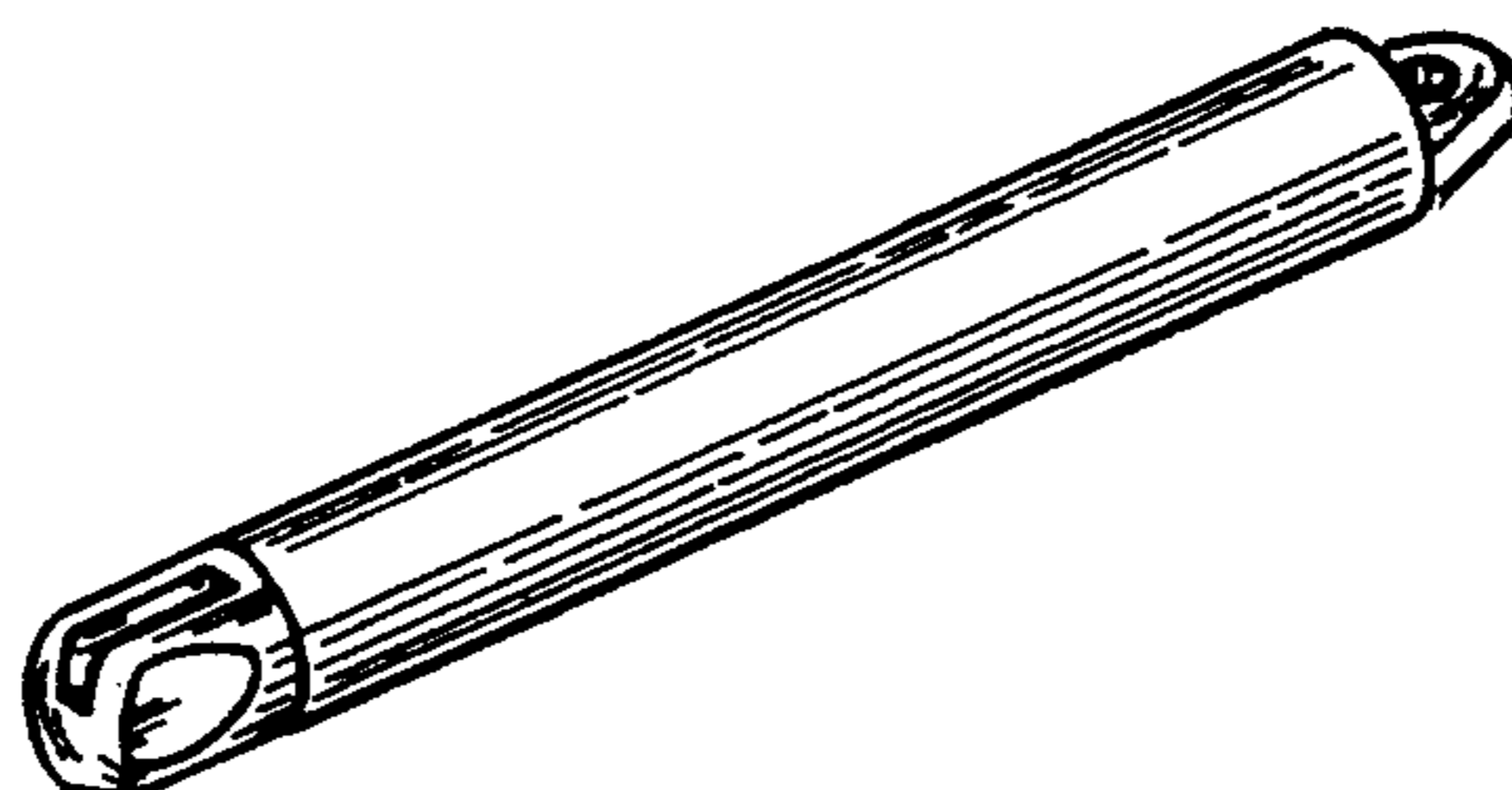


FIG. 6