



US00D349940S

United States Patent [19]

[11] Patent Number: **Des. 349,940**

Blaisdell

[45] Date of Patent: **** Aug. 23, 1994**

[54] **FLY SWATTER**

4,905,408 3/1990 Wu 43/137
5,027,549 7/1991 Person 43/134

[76] Inventor: **Jack D. Blaisdell**, 14205 W. Oak Ave., Lake Forest, Ill. 60045

Primary Examiner—A. Hugo Word
Assistant Examiner—Doris V. Coles

[**] Term: **14 Years**

[57] **CLAIM**

[21] Appl. No.: **7,811**

The ornamental design for a fly swatter, as shown and described.

[22] Filed: **May 3, 1993**

[52] U.S. Cl. **D22/124**

[58] Field of Search 43/137, 110, 134;
D22/124

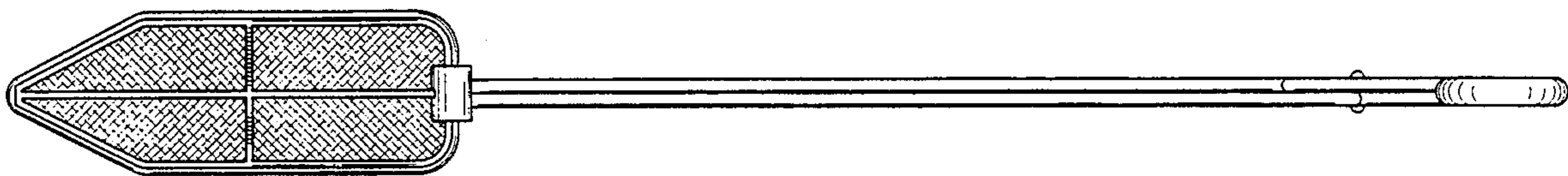
DESCRIPTION

[56] **References Cited**

U.S. PATENT DOCUMENTS

160,606 3/1875 Marsh 43/134
D. 269,796 7/1983 Stringfellow D22/124
1,099,342 6/1914 Copenhaver 43/137

FIG. 1 is a front elevational view of the fly swatter showing my new design;
FIG. 2 is a rear elevational view thereof;
FIG. 3 is a left side elevational view thereof;
FIG. 4 is a right side elevational view thereof;
FIG. 5 is a top plan view thereof; and,
FIG. 6 is a bottom plan view thereof.



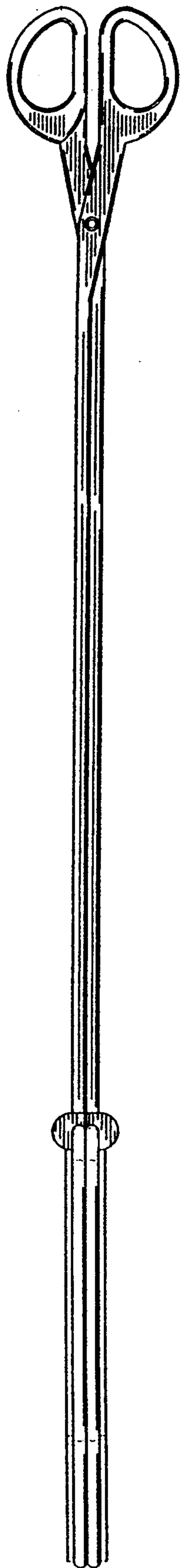


FIG. 1

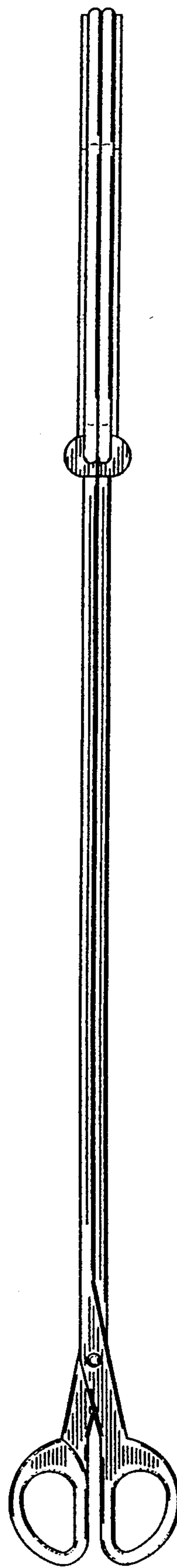


FIG. 2

FIG. 3

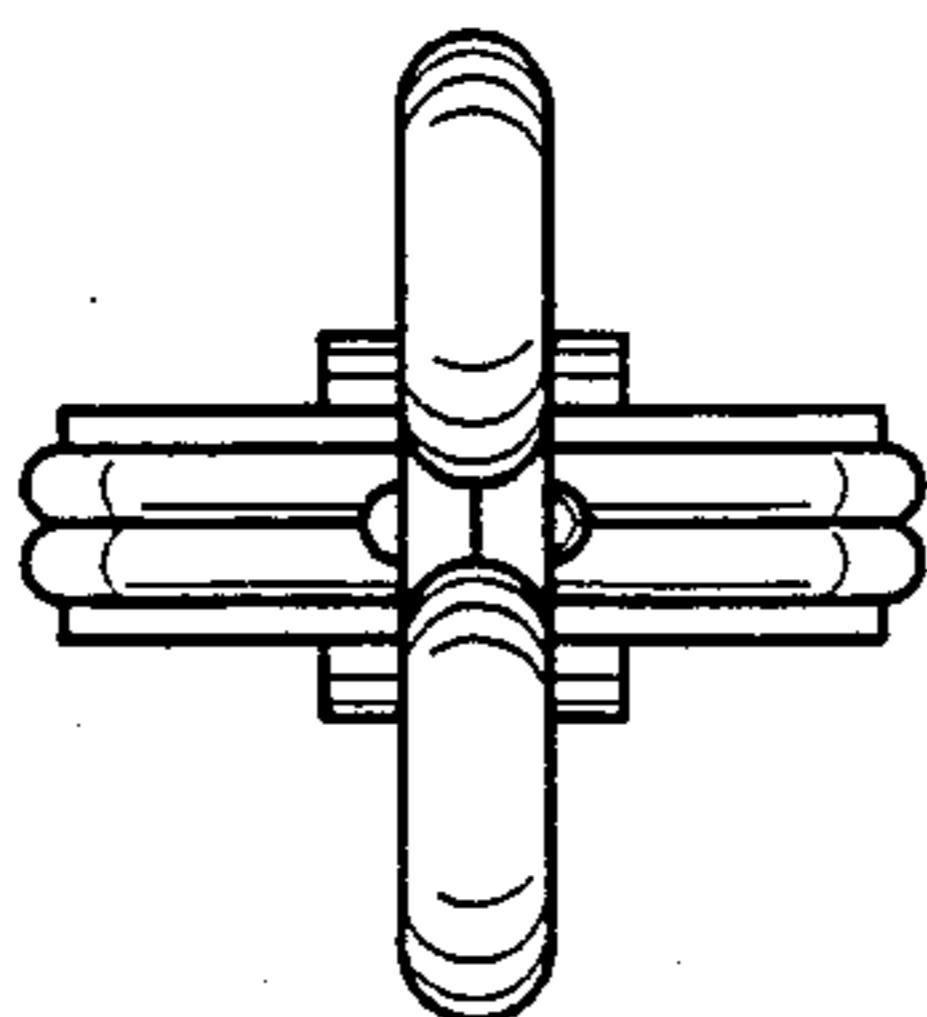


FIG. 4




FIG. 5

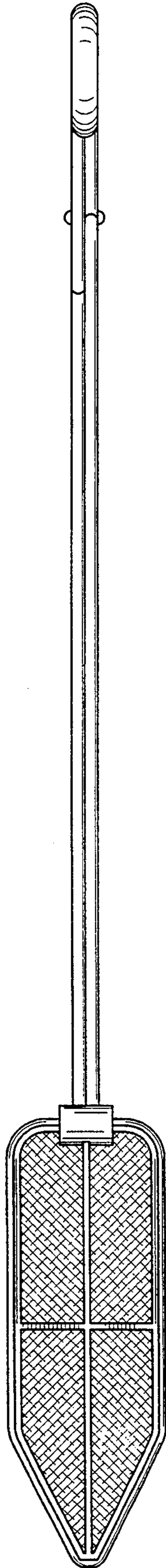


FIG. 6

