



US00D349918S

# United States Patent [19]

[11] Patent Number: **Des. 349,918**

Tsuchida et al.

[45] Date of Patent: **\*\* Aug. 23, 1994**

## [54] ELECTRONIC CALCULATOR

[75] Inventors: **Osamu Tsuchida**, Tokyo; **Hideaki Yamabe**, Tachikawa; **Yuichi Onumata**, Hachioji, all of Japan

[73] Assignee: **Casio Computer Co., Ltd.**, Tokyo, Japan

[\*\*] Term: **14 Years**

[21] Appl. No.: **2,557**

[22] Filed: **Dec. 15, 1992**

[52] U.S. Cl. .... **D18/7; D18/2**

[58] Field of Search ..... **235/61 R; 364/706-710; D18/1, 2, 6, 7, 11**

## [56] References Cited

### U.S. PATENT DOCUMENTS

D. 218,716	9/1970	Yotsukura	.....	D18/7
D. 222,265	10/1971	Ishida et al.	.....	D18/7
D. 230,405	2/1974	Jinbo	.....	D18/7
D. 318,286	7/1991	Sakaguchi et al.	.....	D18/7

## OTHER PUBLICATIONS

Best Catalog; 1992/1993; p. 358; #10 Casio 2-Color Heavy Duty Printing Calculator.

*Primary Examiner*—Alan P. Douglas

*Assistant Examiner*—Caron D. Veynar

*Attorney, Agent, or Firm*—Frishauf, Holtz, Goodman & Woodward

## [57] CLAIM

The ornamental desing for an electronic calculator, as shown and described.

## DESCRIPTION

FIG. 1 is a front elevation view of an electronic calculator showing our new design;

FIG. 2 is a right side elevation view thereof;

FIG. 3 is a left side elevation view thereof;

FIG. 4 is a top plan view thereof;

FIG. 5 is a bottom plan view thereof;


FIG. 6 is a rear elevation view thereof;

FIG. 7 is a perspective view thereof; and,

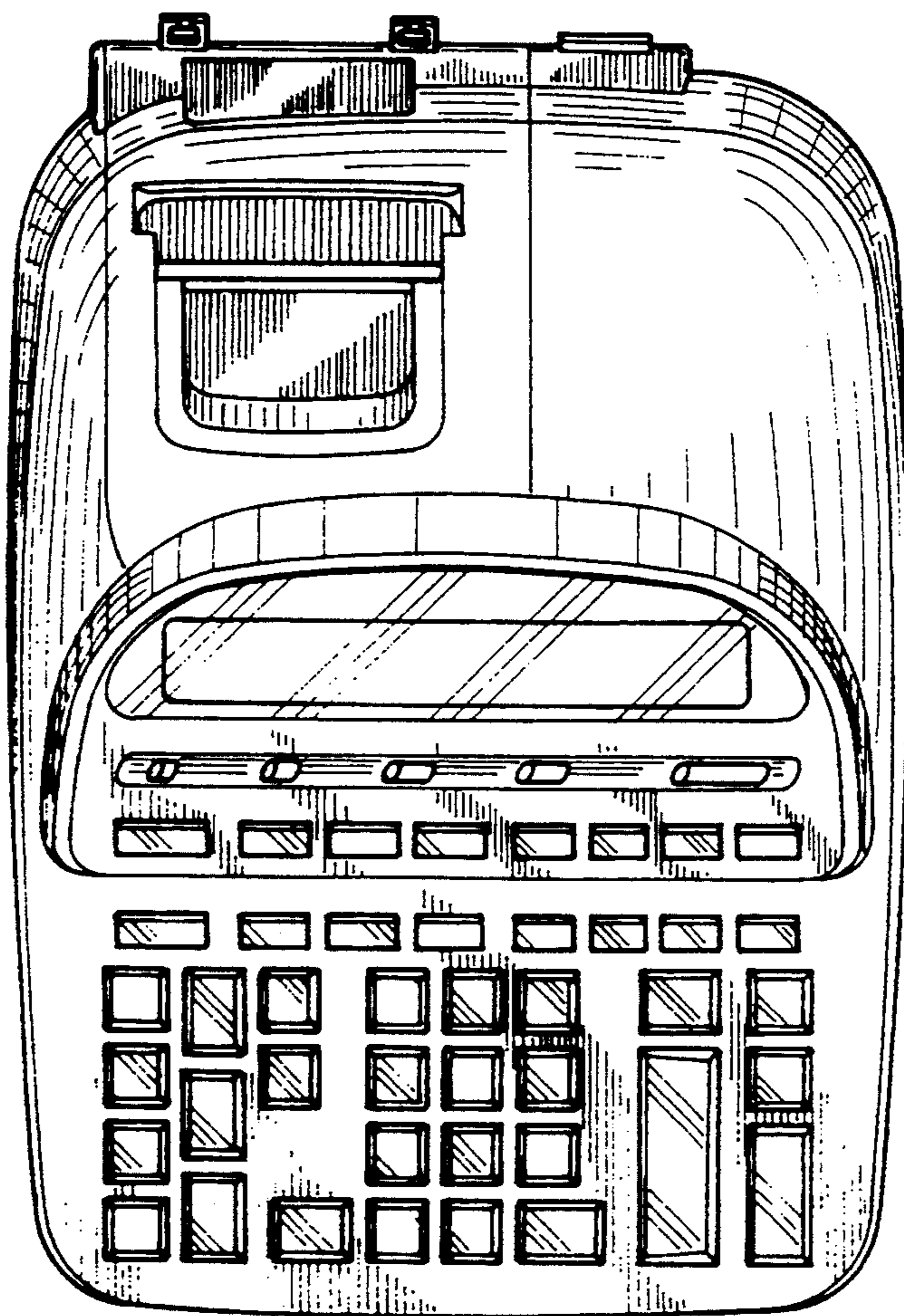
FIG. 8 is a perspective view thereof.



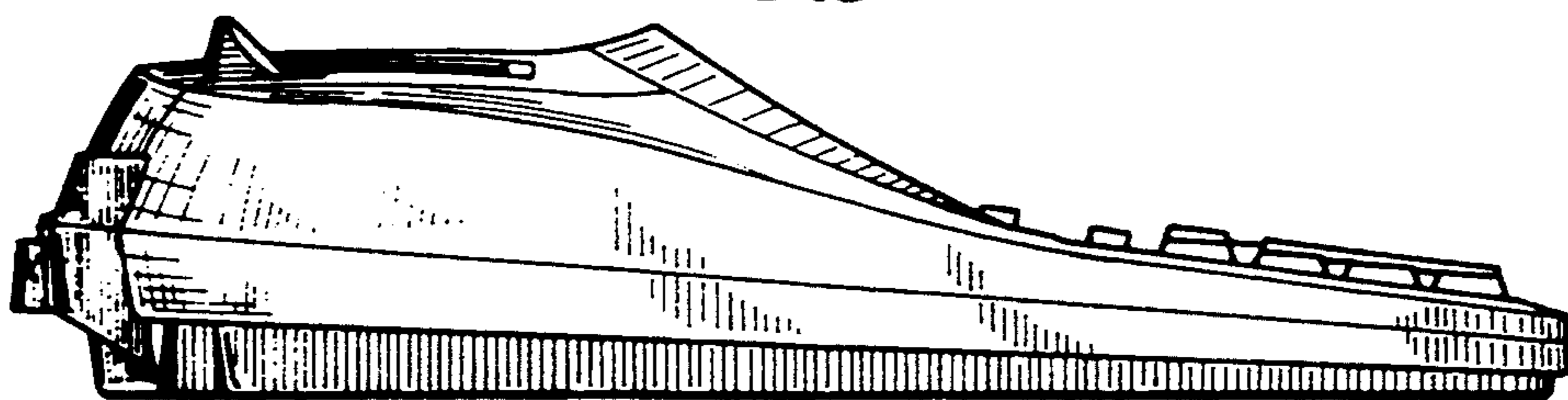
*FIG.1*



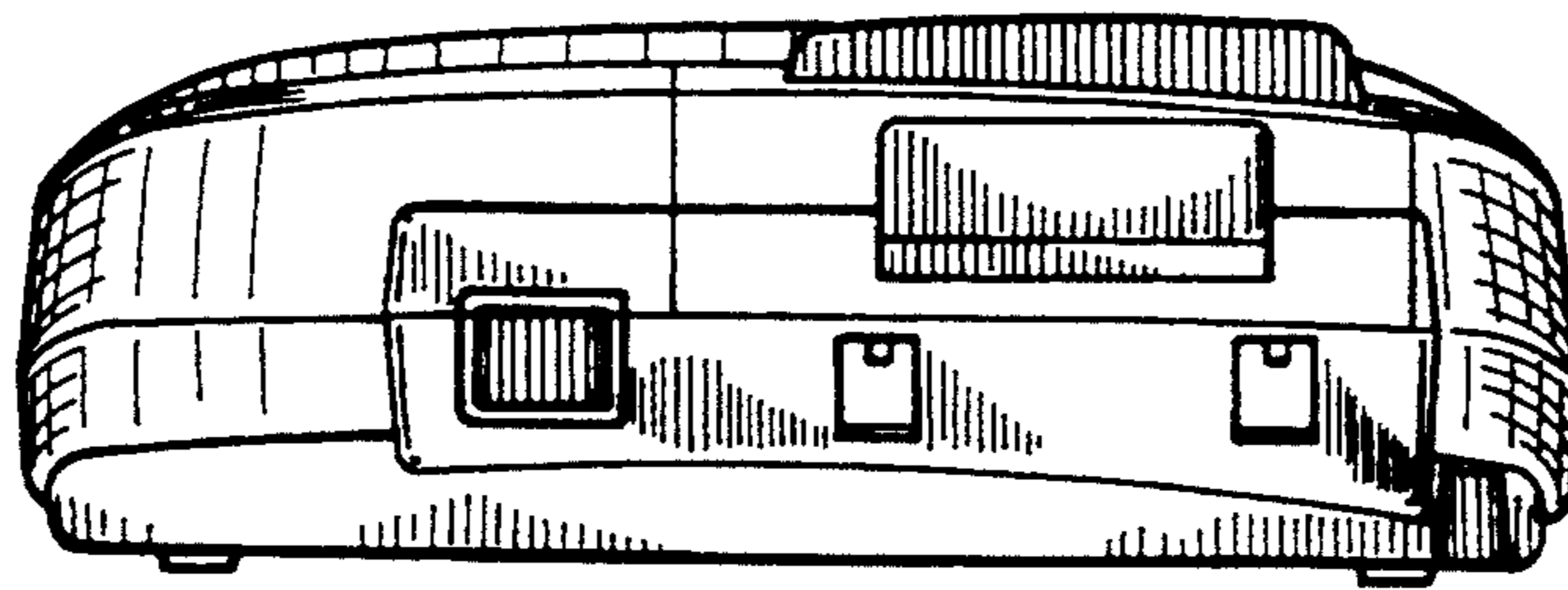
*FIG.4*




*FIG.3*



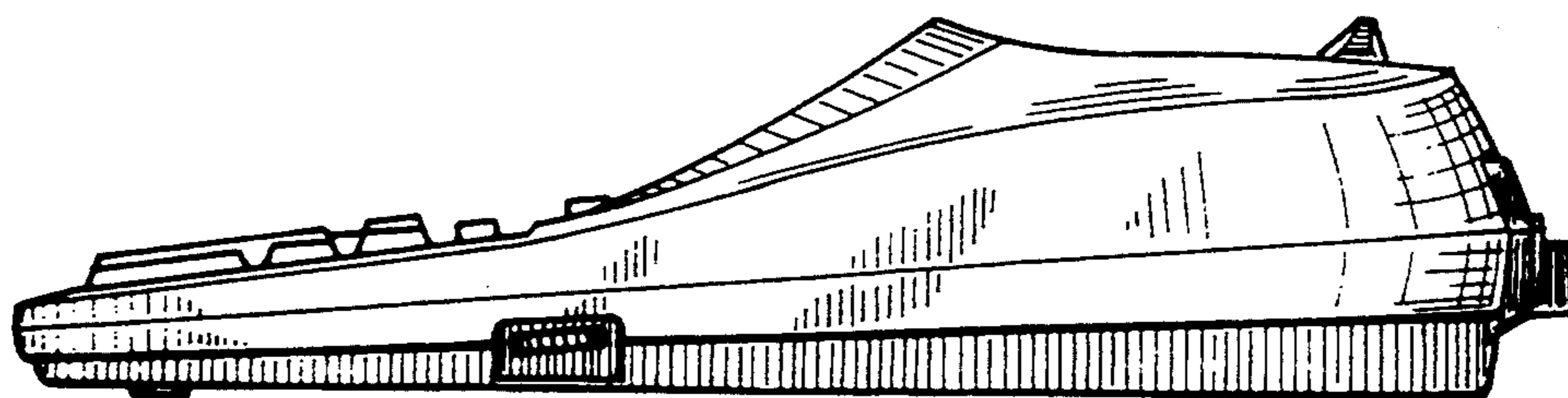
**FIG.6**



**FIG.5**



**FIG.2**



**FIG.7**



**FIG.8**

